

Track Rating: Good 4, Weather: Fine, Rail Position: +9m Entire

Section												Overall	1200m	1000m	800m	600m	400m	Last 600m
Field Times												1:24.82 (0:13.48)	1:11.34 (0:11.14)	1:00.20 (0:11.87)	0:48.33 (0:12.00)	0:36.33 (0:11.80)	0:24.53 (0:12.03)	0:36.33
Rank	TAB	Horse/Jockey	Barrier	Top Speed [km/h]	Fastest Section												Distance Travelled [m]	
1	8	QUADRI James Orman	1	65.1	0:11.34	1:24.82 [1] (0:13.93)	1:10.89 [8] (0:11.34)	0:59.55 [7] (0:11.94)	0:47.61 [7] (0:11.99)	0:35.62 [6] (0:12.15)	0:23.47 [7] (0:11.43)	0:35.62						
2	1	AMMAND Ryan Maloney	17	66.5	0:11.17	1:24.95 [2] (0:13.52)	1:11.43 [3] (0:11.17)	1:00.26 [2] (0:11.97)	0:48.29 [2] (0:12.17)	0:36.12 [2] (0:11.96)	0:24.16 [2] (0:11.73)	0:36.12	+5					
3	5	NEOCLASSICISM Damien Thornton	2	65.7	0:11.38	1:25.16 [3] (0:13.78)	1:11.38 [7] (0:11.38)	1:00.00 [5] (0:11.97)	0:48.03 [5] (0:12.05)	0:35.98 [5] (0:12.12)	0:23.86 [5] (0:11.71)	0:35.98	+8					
4	10	THE RIGHT WAY Melea Castle	3	66.8	0:11.34	1:25.26 [4] (0:13.55)	1:11.71 [4] (0:11.34)	1:00.37 [3] (0:12.03)	0:48.34 [4] (0:12.14)	0:36.20 [4] (0:12.03)	0:24.17 [4] (0:11.81)	0:36.20	+5					
5	12	WICKED'N' LOVIN'IT Michael Cahill	5	64.2	0:11.48	1:25.36 [5] (0:13.75)	1:11.61 [6] (0:11.48)	1:00.13 [6] (0:11.93)	0:48.20 [6] (0:12.12)	0:36.08 [7] (0:12.06)	0:24.02 [6] (0:11.66)	0:36.08	+8					
6	17	EPAUVESCENT Cejay Graham	7	66.1	0:11.14	1:25.51 [6] (0:13.48)	1:12.03 [1] (0:11.14)	1:00.89 [1] (0:11.87)	0:49.02 [1] (0:12.00)	0:37.02 [1] (0:11.80)	0:25.22 [1] (0:12.03)	0:37.02	+0					
7	11	EMPRESS EL Kyle Wilson-Taylor	10	64.7	0:11.43	1:25.82 [7] (0:14.03)	1:11.79 [9] (0:11.43)	1:00.36 [10] (0:11.92)	0:48.44 [9] (0:11.96)	0:36.48 [8] (0:12.19)	0:24.29 [8] (0:11.71)	0:36.48	+6					
8	15	JESTER STATEMENT Jake Bayliss	14	64.9	0:11.41	1:25.83 [8] (0:14.44)	1:11.39 [11] (0:11.41)	0:59.98 [12] (0:11.81)	0:48.17 [12] (0:11.94)	0:36.23 [11] (0:12.13)	0:24.10 [12] (0:11.57)	0:36.23	+5					
9	6	SECRET RED Matthew Powell	13	66.7	0:11.10	1:26.03 [9] (0:14.72)	1:11.31 [12] (0:11.10)	1:00.21 [11] (0:11.77)	0:48.44 [11] (0:12.05)	0:36.39 [12] (0:11.97)	0:24.42 [10] (0:11.88)	0:36.39	+9					
10	9	GREEN ESSENCE Girish Goomany	6	64.9	0:11.38	1:26.47 [10] (0:14.04)	1:12.43 [10] (0:11.38)	1:01.05 [9] (0:12.02)	0:49.03 [10] (0:12.01)	0:37.02 [10] (0:12.20)	0:24.82 [11] (0:12.13)	0:37.02	+5					

Scratched: Headlock (#3), Make It Flashy (#4), Euphrates (#14), Chaseton (#2), Echo Hunter (#13), Porky (#7)



Sunshine Coast QLD Professional

Race 8: TAB Class 1 Handicap - 1400m

03 September 2023 - 16:47



Track Rating: Good 4, Weather: Fine, Rail Position: +9m Entire

Section	Overall	1200m	1000m	800m	600m	400m	Last 600m
Field Times	1:24.82 (0:13.48)	1:11.34 (0:11.14)	1:00.20 (0:11.87)	0:48.33 (0:12.00)	0:36.33 (0:11.80)	0:24.53 (0:12.03)	0:36.33

Rank	TAB	Horse/Jockey	Barrier	Top Speed [km/h]	Fastest Section	Overall	1200m	1000m	800m	600m	400m	Last 600m	Distance Travelled [m]
11	18	KAIQUE	8	63.1	0:11.63	1:26.47 [11]	1:12.73 [5]	1:01.10 [8]	0:49.20 [8]	0:37.12 [9]	0:24.88 [9]	0:37.12	+13
		Madeleine Wishart		Overall	1200m	(0:13.74)	(0:11.63)	(0:11.90)	(0:12.08)	(0:12.24)	(0:11.95)		
12	16	BONNIE AND CLYDE	4	64.6	0:11.38	1:26.47 [12]	1:12.95 [2]	1:01.57 [4]	0:49.57 [3]	0:37.48 [3]	0:25.43 [3]	0:37.48	+8
		Georgina Cartwright		Overall	1200m	(0:13.52)	(0:11.38)	(0:12.00)	(0:12.09)	(0:12.05)	(0:12.15)		

Scratched: Headlock (#3), Make It Flashy (#4), Euphrates (#14), Chaseton (#2), Echo Hunter (#13), Porky (#7)

[] Ranking at each section and finish
 -:-:-:- No data available at this section
 NA No data available

SCN Saddle cloth number
 DNF Did not finish
 DNT Did not track



Sunshine Coast QLD Professional

Race 8: TAB Class 1 Handicap - 1400m

03 September 2023 - 16:47



Track Rating: Good 4, Weather: Fine, Rail Position: +9m Entire

Section							200m			Last 600m
Field Times							0:12.50			0:36.33
Rank	TAB	Horse/Jockey	Barrier	Top Speed [km/h]	Fastest Section	Margin				Distance Travelled [m]
1	8	QUADRI James Orman	1	65.1 Overall	0:11.34 1200m	0:12.04 [3] (0:12.04)	1:24.82		0:35.62	
2	1	AMMAND Ryan Maloney	17	66.5 Overall	0:11.17 1200m	0:12.43 [2] (0:12.43)	0.8L		0:36.12	+5
3	5	NEOCLASSICISM Damien Thornton	2	65.7 Overall	0:11.38 1200m	0:12.15 [6] (0:12.15)	1.8L		0:35.98	+8
4	10	THE RIGHT WAY Melea Castle	3	66.8 Overall	0:11.34 1200m	0:12.36 [4] (0:12.36)	2.3L		0:36.20	+5
5	12	WICKED'N' LOVIN'IT Michael Cahill	5	64.2 Overall	0:11.48 1200m	0:12.36 [5] (0:12.36)	2.7L		0:36.08	+8
6	17	EPAUVESCENT Cejay Graham	7	66.1 1200m	0:11.14 1200m	0:13.19 [1] (0:13.19)	3.5L		0:37.02	+0
7	11	EMPRESS EL Kyle Wilson-Taylor	10	64.7 1200m	0:11.43 1200m	0:12.58 [8] (0:12.58)	5.3L		0:36.48	+6
8	15	JESTER STATEMENT Jake Bayliss	14	64.9 Overall	0:11.41 1200m	0:12.53 [9] (0:12.53)	5.4L		0:36.23	+5
9	6	SECRET RED Matthew Powell	13	66.7 1200m	0:11.10 1200m	0:12.54 [10] (0:12.54)	6.4L		0:36.39	+9
10	9	GREEN ESSENCE Girish Goomany	6	64.9 1200m	0:11.38 1200m	0:12.69 [12] (0:12.69)	8.9L		0:37.02	+5

Scratched: Headlock (#3), Make It Flashy (#4), Euphrates (#14), Chaseton (#2), Echo Hunter (#13), Porky (#7)

[] Ranking at each section and finish
 -:-:- No data available at this section
 NA No data available

SCN Saddle cloth number
 DNF Did not finish
 DNT Did not track



Sunshine Coast QLD Professional

Race 8: TAB Class 1 Handicap - 1400m

03 September 2023 - 16:47



Track Rating: Good 4, Weather: Fine, Rail Position: +9m Entire

Section							200m			Last 600m
Field Times							0:12.50 (0:12.50)			0:36.33
Rank	TAB	Horse/Jockey	Barrier	Top Speed [km/h]	Fastest Section	Margin			Distance Travelled [m]	
11	18	KAIQUE	8	63.1	0:11.63	0:12.93 [11]	9L		0:37.12	+13
		Madeleine Wishart		Overall	1200m	(0:12.93)				
12	16	BONNIE AND CLYDE	4	64.6	0:11.38	0:13.28 [7]	9.1L		0:37.48	+8
		Georgina Cartwright		Overall	1200m	(0:13.28)				

Scratched: Headlock (#3), Make It Flashy (#4), Euphrates (#14), Chaseton (#2), Echo Hunter (#13), Porky (#7)



Horse/Jockey Name	Quadri
Final Rank	1
Fastest Section Time (Section)	0:11.34 (1200m)
Top Speed [km/h] (Section)	65.1 (Overall)
Race State	Finished



Sunshine Coast QLD Professional

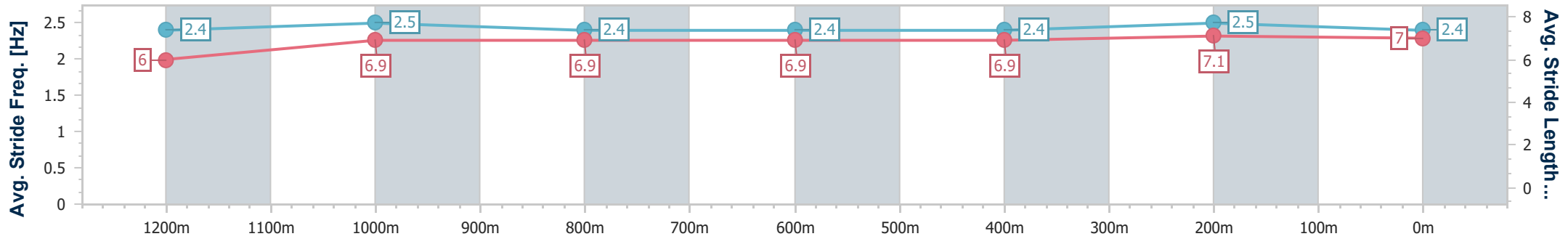
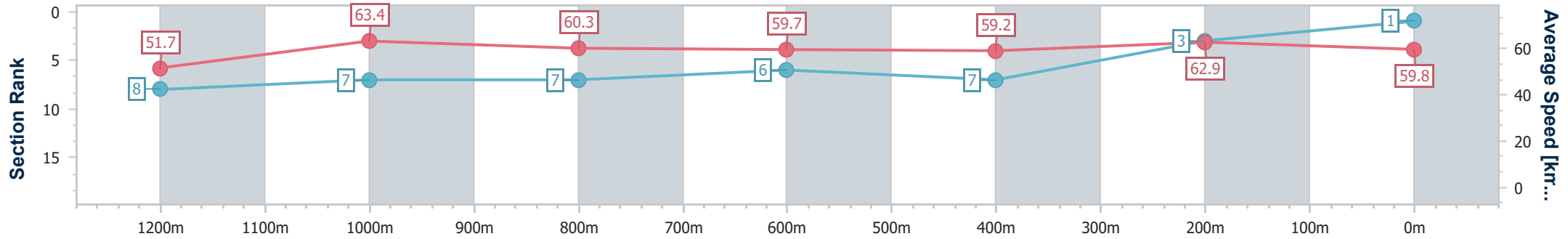
Race 8: TAB Class 1 Handicap - 1400m

03 September 2023 - 16:47



Track Rating: Good 4, Weather: Fine, Rail Position: +9m Entire

Section	Overall	1200m	1000m	800m	600m	400m	200m
Section Times	1:24.82 [1] (0:13.93)	1:10.89 [8] (0:11.34)	0:59.55 [7] (0:11.94)	0:47.61 [7] (0:11.99)	0:35.62 [6] (0:12.15)	0:23.47 [7] (0:11.43)	0:12.04 [3] (0:12.04)
Average Speed [km/h]	51.7	63.4	60.3	59.7	59.2	62.9	59.8
Top Speed [km/h]	65.1	64.3	62.6	61.0	60.5	64.0	62.7
Avg. Dist. to Rail [m]	1.7	1.2	0.4	1.1	0.4	0.6	1.9
Avg. Stride Freq. [Hz]	2.4	2.5	2.4	2.4	2.4	2.5	2.4
Avg. Stride Length [m]	6.0	6.9	6.9	6.9	6.9	7.1	7.0



- [] Ranking at each section and finish
- .-.- No data available at this section
- NA No data available



Horse/Jockey Name	Ammand
Final Rank	2
Fastest Section Time (Section)	0:11.17 (1200m)
Top Speed [km/h] (Section)	66.5 (Overall)
Race State	Finished



Sunshine Coast QLD Professional

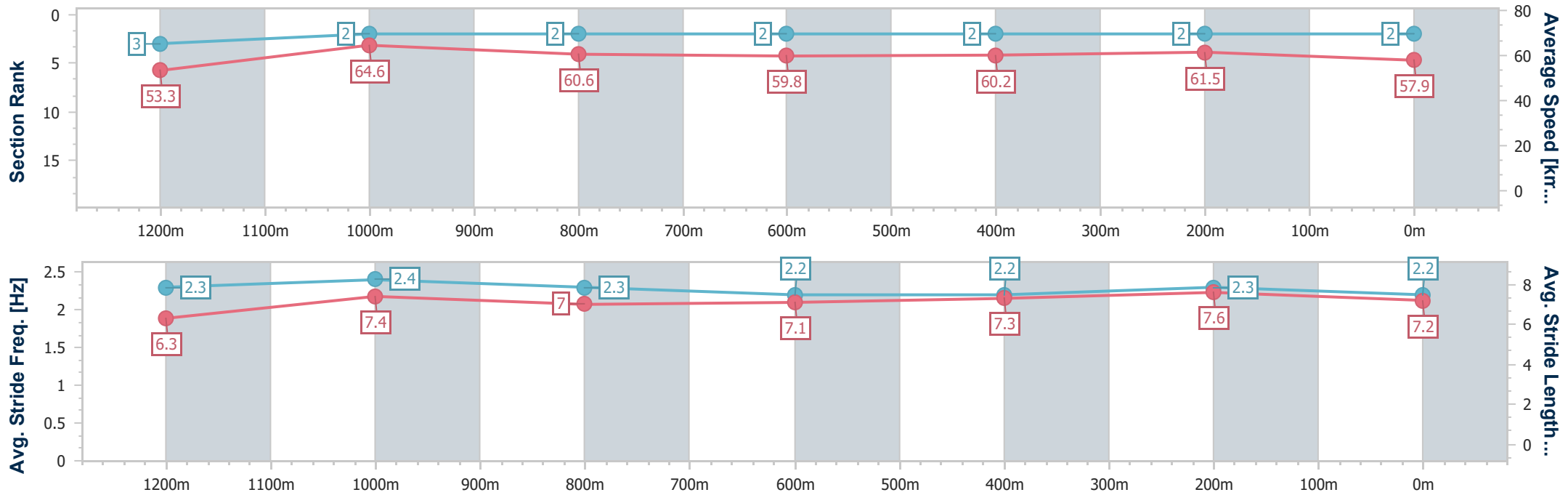
Race 8: TAB Class 1 Handicap - 1400m

03 September 2023 - 16:47



Track Rating: Good 4, Weather: Fine, Rail Position: +9m Entire

Section	Overall	1200m	1000m	800m	600m	400m	200m
Section Times	1:24.95 [2] (0:13.52)	1:11.43 [3] (0:11.17)	1:00.26 [2] (0:11.97)	0:48.29 [2] (0:12.17)	0:36.12 [2] (0:11.96)	0:24.16 [2] (0:11.73)	0:12.43 [2] (0:12.43)
Average Speed [km/h]	53.3	64.6	60.6	59.8	60.2	61.5	57.9
Top Speed [km/h]	66.5	66.2	62.4	60.1	61.3	62.4	60.4
Avg. Dist. to Rail [m]	10.2	4.6	2.7	1.7	0.3	1.5	2.4
Avg. Stride Freq. [Hz]	2.3	2.4	2.3	2.2	2.2	2.3	2.2
Avg. Stride Length [m]	6.3	7.4	7.0	7.1	7.3	7.6	7.2



- [] Ranking at each section and finish
- .-.- No data available at this section
- NA No data available



Horse/Jockey Name	Neoclassicism
Final Rank	3
Fastest Section Time (Section)	0:11.38 (1200m)
Top Speed [km/h] (Section)	65.7 (Overall)
Race State	Finished



Sunshine Coast QLD Professional

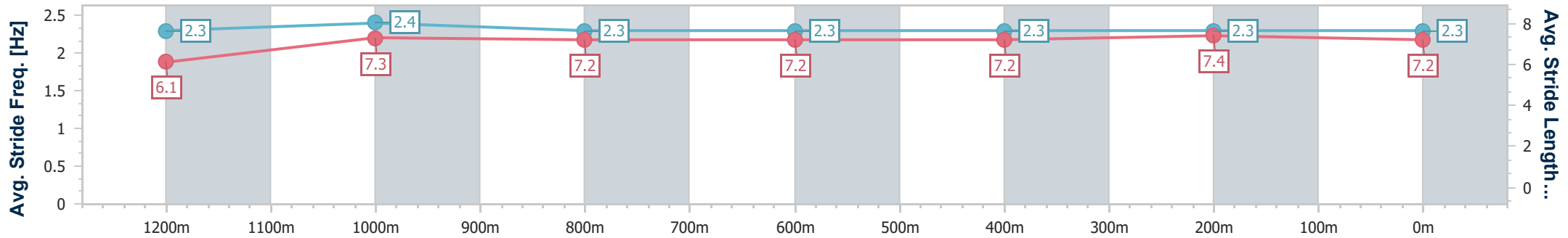
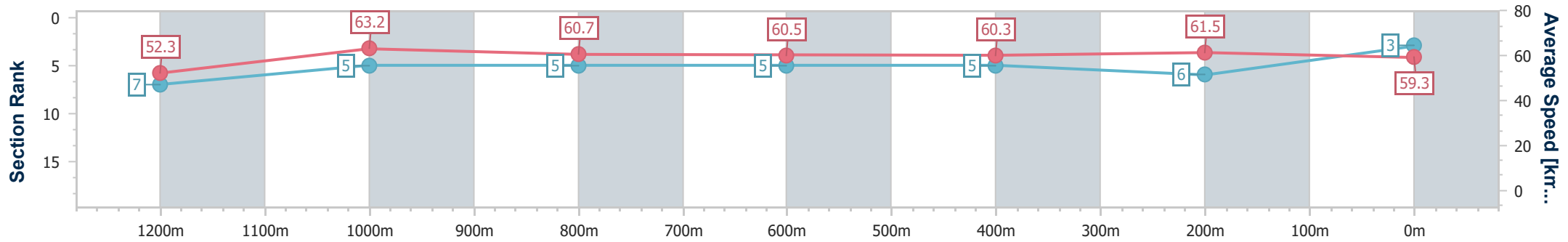
Race 8: TAB Class 1 Handicap - 1400m

03 September 2023 - 16:47



Track Rating: Good 4, Weather: Fine, Rail Position: +9m Entire

Section	Overall	1200m	1000m	800m	600m	400m	200m
Section Times	1:25.16 [3] (0:13.78)	1:11.38 [7] (0:11.38)	1:00.00 [5] (0:11.97)	0:48.03 [5] (0:12.05)	0:35.98 [5] (0:12.12)	0:23.86 [5] (0:11.71)	0:12.15 [6] (0:12.15)
Average Speed [km/h]	52.3	63.2	60.7	60.5	60.3	61.5	59.3
Top Speed [km/h]	65.7	65.4	63.6	61.3	61.1	62.3	61.3
Avg. Dist. to Rail [m]	3.8	2.7	2.3	2.5	2.7	3.3	3.6
Avg. Stride Freq. [Hz]	2.3	2.4	2.3	2.3	2.3	2.3	2.3
Avg. Stride Length [m]	6.1	7.3	7.2	7.2	7.2	7.4	7.2



- [] Ranking at each section and finish
- .-.- No data available at this section
- NA No data available



Horse/Jockey Name	The Right Way
Final Rank	4
Fastest Section Time (Section)	0:11.34 (1200m)
Top Speed [km/h] (Section)	66.8 (Overall)
Race State	Finished



Sunshine Coast QLD Professional

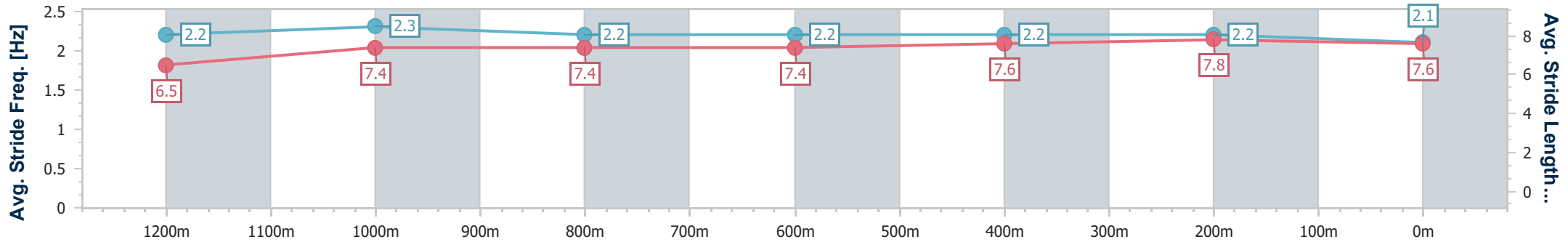
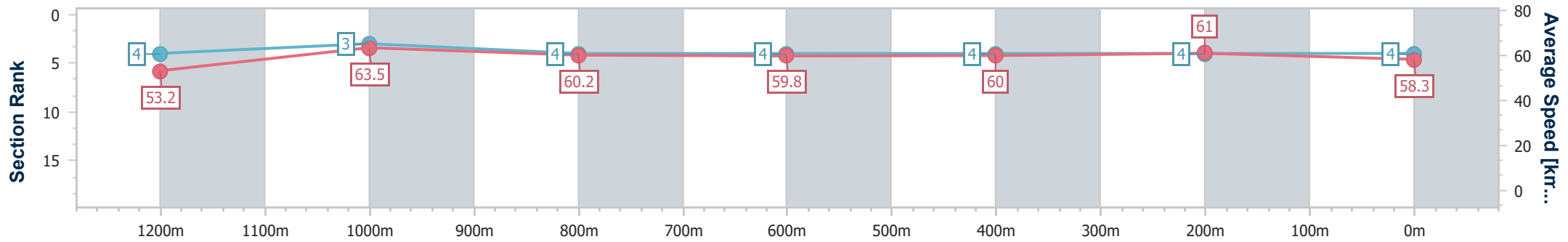
Race 8: TAB Class 1 Handicap - 1400m

03 September 2023 - 16:47



Track Rating: Good 4, Weather: Fine, Rail Position: +9m Entire

Section	Overall	1200m	1000m	800m	600m	400m	200m
Section Times	1:25.26 [4] (0:13.55)	1:11.71 [4] (0:11.34)	1:00.37 [3] (0:12.03)	0:48.34 [4] (0:12.14)	0:36.20 [4] (0:12.03)	0:24.17 [4] (0:11.81)	0:12.36 [4] (0:12.36)
Average Speed [km/h]	53.2	63.5	60.2	59.8	60.0	61.0	58.3
Top Speed [km/h]	66.8	65.0	63.2	60.2	61.0	61.6	59.8
Avg. Dist. to Rail [m]	3.5	2.4	2.2	1.3	0.5	3.1	5.3
Avg. Stride Freq. [Hz]	2.2	2.3	2.2	2.2	2.2	2.2	2.1
Avg. Stride Length [m]	6.5	7.4	7.4	7.4	7.6	7.8	7.6



- [] Ranking at each section and finish
- .-.-.- No data available at this section
- NA No data available



Horse/Jockey Name	Wicked'n' Lovin'it
Final Rank	5
Fastest Section Time (Section)	0:11.48 (1200m)
Top Speed [km/h] (Section)	64.2 (Overall)
Race State	Finished



Sunshine Coast QLD Professional

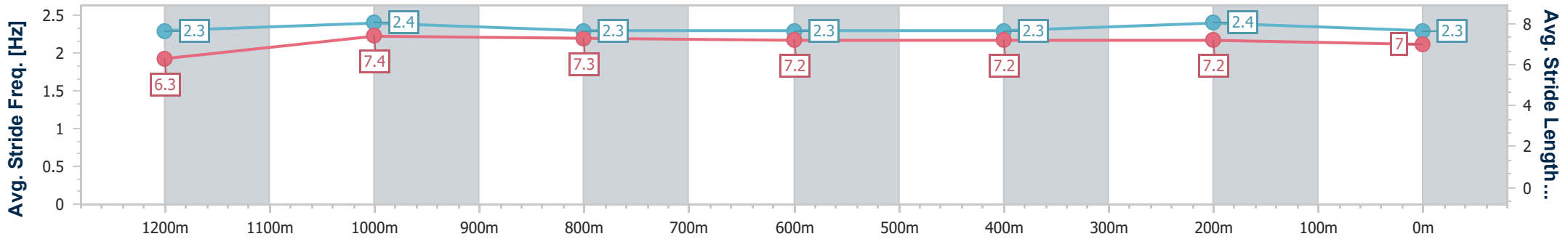
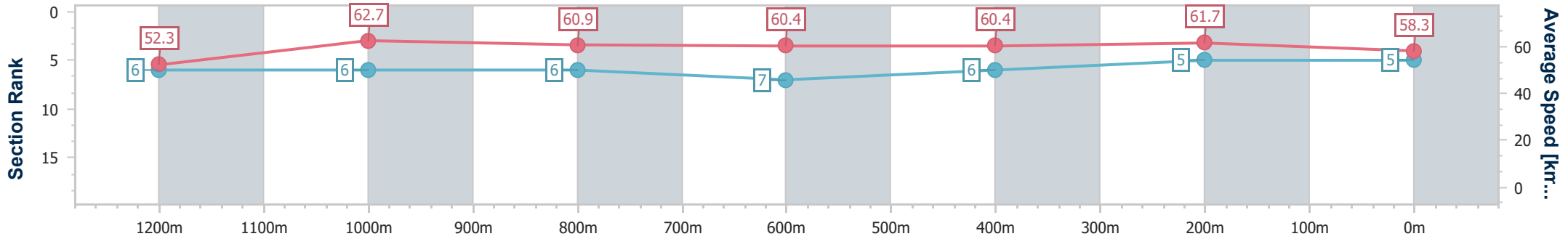
Race 8: TAB Class 1 Handicap - 1400m

03 September 2023 - 16:47



Track Rating: Good 4, Weather: Fine, Rail Position: +9m Entire

Section	Overall	1200m	1000m	800m	600m	400m	200m
Section Times	1:25.36 [5] (0:13.75)	1:11.61 [6] (0:11.48)	1:00.13 [6] (0:11.93)	0:48.20 [6] (0:12.12)	0:36.08 [7] (0:12.06)	0:24.02 [6] (0:11.66)	0:12.36 [5] (0:12.36)
Average Speed [km/h]	52.3	62.7	60.9	60.4	60.4	61.7	58.3
Top Speed [km/h]	64.2	63.8	63.0	61.3	61.9	62.5	60.6
Avg. Dist. to Rail [m]	5.2	3.5	3.3	2.8	1.8	4.2	5.8
Avg. Stride Freq. [Hz]	2.3	2.4	2.3	2.3	2.3	2.4	2.3
Avg. Stride Length [m]	6.3	7.4	7.3	7.2	7.2	7.2	7.0



- [] Ranking at each section and finish
- .-.- No data available at this section
- NA No data available



Horse/Jockey Name	Epauvescent
Final Rank	6
Fastest Section Time (Section)	0:11.14 (1200m)
Top Speed [km/h] (Section)	66.1 (1200m)
Race State	Finished



Sunshine Coast QLD Professional

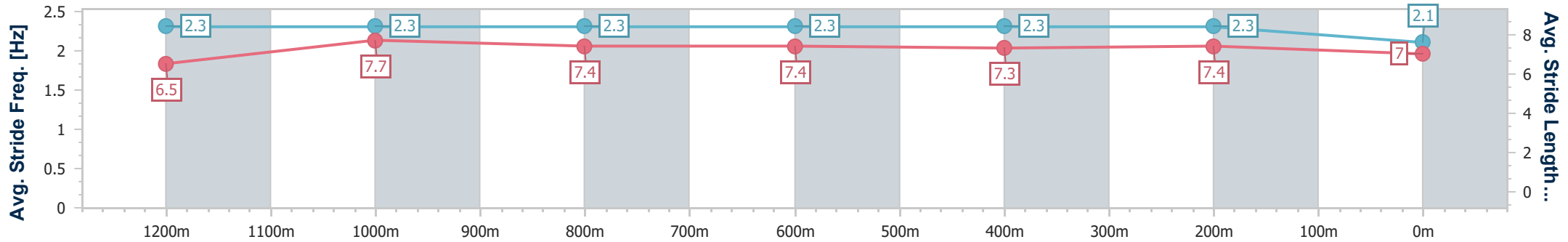
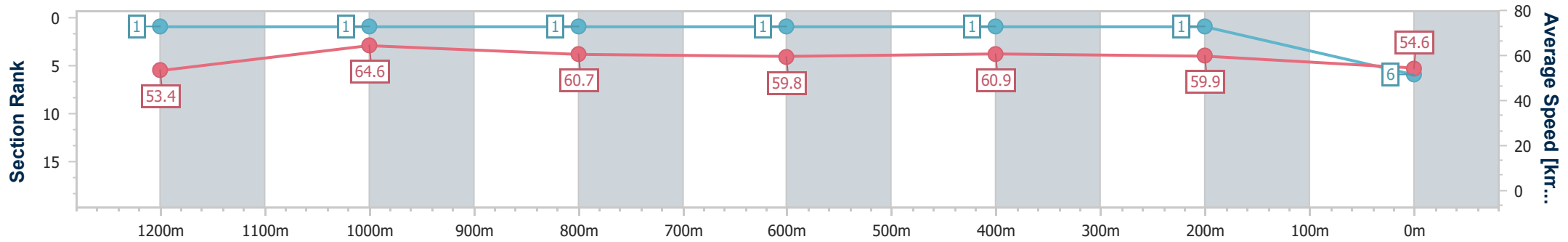
Race 8: TAB Class 1 Handicap - 1400m

03 September 2023 - 16:47



Track Rating: Good 4, Weather: Fine, Rail Position: +9m Entire

Section	Overall	1200m	1000m	800m	600m	400m	200m
Section Times	1:25.51 [6] (0:13.48)	1:12.03 [1] (0:11.14)	1:00.89 [1] (0:11.87)	0:49.02 [1] (0:12.00)	0:37.02 [1] (0:11.80)	0:25.22 [1] (0:12.03)	0:13.19 [1] (0:13.19)
Average Speed [km/h]	53.4	64.6	60.7	59.8	60.9	59.9	54.6
Top Speed [km/h]	65.8	66.1	62.4	60.7	61.8	61.8	57.5
Avg. Dist. to Rail [m]	6.9	2.3	1.0	0.5	0.5	0.5	0.8
Avg. Stride Freq. [Hz]	2.3	2.3	2.3	2.3	2.3	2.3	2.1
Avg. Stride Length [m]	6.5	7.7	7.4	7.4	7.3	7.4	7.0



- [] Ranking at each section and finish
- .-.- No data available at this section
- NA No data available



Horse/Jockey Name	Empress EI
Final Rank	7
Fastest Section Time (Section)	0:11.43 (1200m)
Top Speed [km/h] (Section)	64.7 (1200m)
Race State	Finished



Sunshine Coast QLD Professional

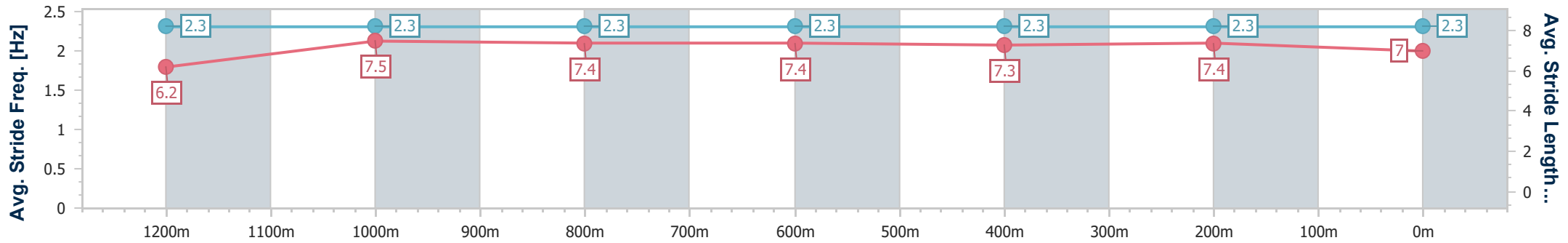
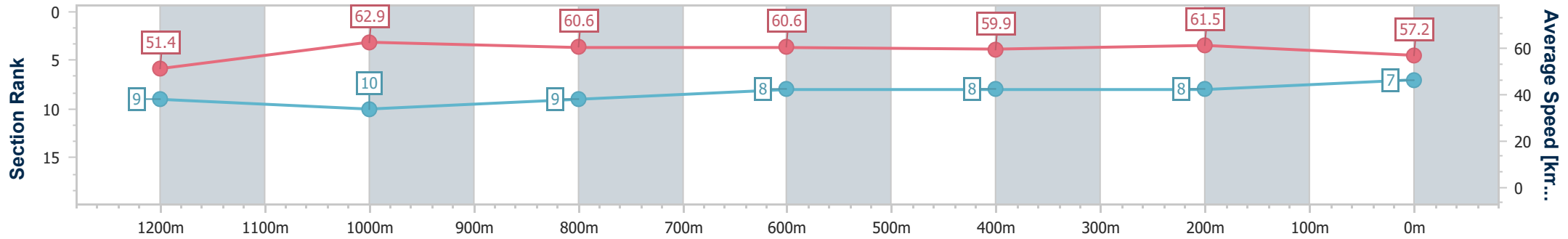
Race 8: TAB Class 1 Handicap - 1400m

03 September 2023 - 16:47



Track Rating: Good 4, Weather: Fine, Rail Position: +9m Entire

Section	Overall	1200m	1000m	800m	600m	400m	200m
Section Times	1:25.82 [7] (0:14.03)	1:11.79 [9] (0:11.43)	1:00.36 [10] (0:11.92)	0:48.44 [9] (0:11.96)	0:36.48 [8] (0:12.19)	0:24.29 [8] (0:11.71)	0:12.58 [8] (0:12.58)
Average Speed [km/h]	51.4	62.9	60.6	60.6	59.9	61.5	57.2
Top Speed [km/h]	64.6	64.7	62.3	62.0	61.3	62.7	59.8
Avg. Dist. to Rail [m]	6.9	1.8	1.1	1.0	2.7	2.5	2.0
Avg. Stride Freq. [Hz]	2.3	2.3	2.3	2.3	2.3	2.3	2.3
Avg. Stride Length [m]	6.2	7.5	7.4	7.4	7.3	7.4	7.0



- [] Ranking at each section and finish
- .-.- No data available at this section
- NA No data available



Horse/Jockey Name	Jester Statement
Final Rank	8
Fastest Section Time (Section)	0:11.41 (1200m)
Top Speed [km/h] (Section)	64.9 (Overall)
Race State	Finished



Sunshine Coast QLD Professional

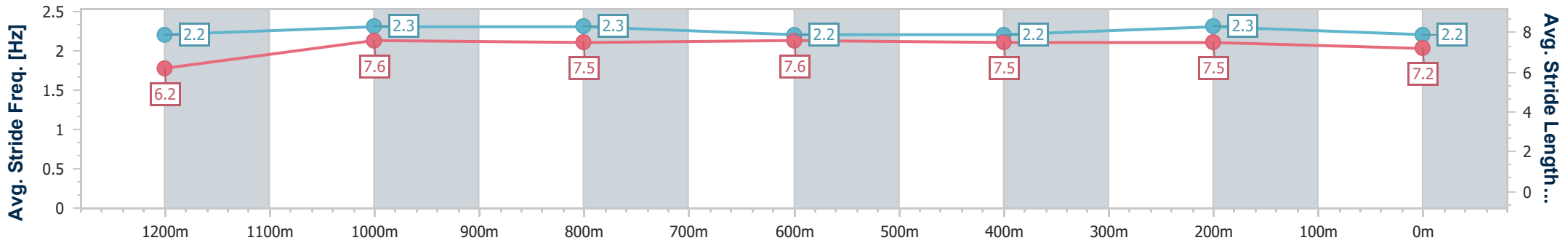
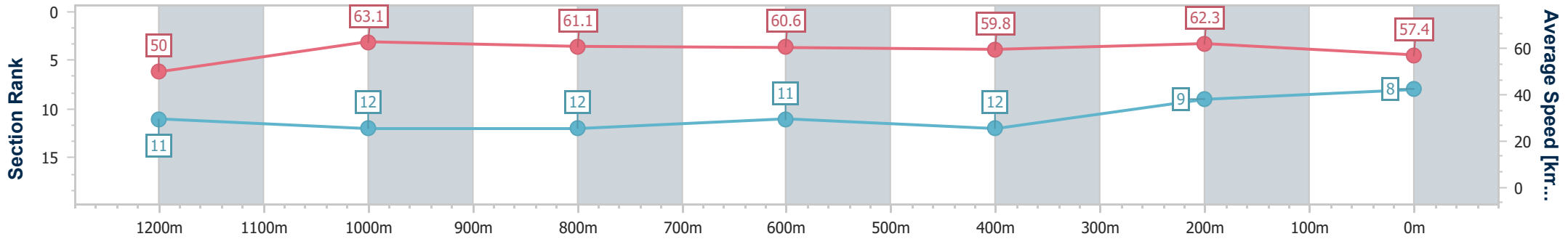
Race 8: TAB Class 1 Handicap - 1400m



03 September 2023 - 16:47

Track Rating: Good 4, Weather: Fine, Rail Position: +9m Entire

Section	Overall	1200m	1000m	800m	600m	400m	200m
Section Times	1:25.83 [8] (0:14.44)	1:11.39 [11] (0:11.41)	0:59.98 [12] (0:11.81)	0:48.17 [12] (0:11.94)	0:36.23 [11] (0:12.13)	0:24.10 [12] (0:11.57)	0:12.53 [9] (0:12.53)
Average Speed [km/h]	50.0	63.1	61.1	60.6	59.8	62.3	57.4
Top Speed [km/h]	64.9	64.9	63.2	62.4	62.1	63.1	60.7
Avg. Dist. to Rail [m]	6.9	1.9	1.3	0.7	1.4	4.2	6.0
Avg. Stride Freq. [Hz]	2.2	2.3	2.3	2.2	2.2	2.3	2.2
Avg. Stride Length [m]	6.2	7.6	7.5	7.6	7.5	7.5	7.2



- [] Ranking at each section and finish
- .-.- No data available at this section
- NA No data available



Horse/Jockey Name	Secret Red
Final Rank	9
Fastest Section Time (Section)	0:11.10 (1200m)
Top Speed [km/h] (Section)	66.7 (1200m)
Race State	Finished



Sunshine Coast QLD Professional

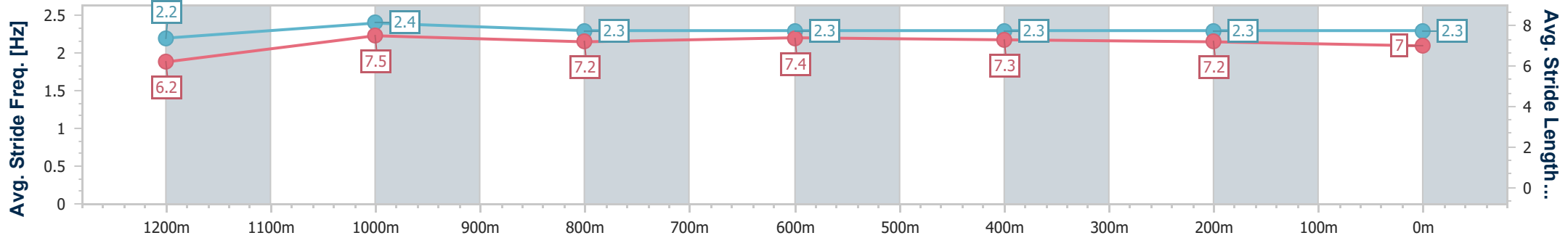
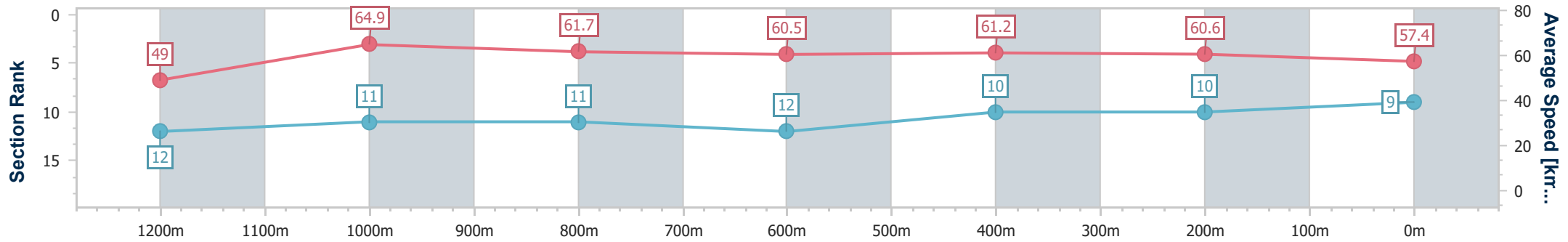
Race 8: TAB Class 1 Handicap - 1400m

03 September 2023 - 16:47



Track Rating: Good 4, Weather: Fine, Rail Position: +9m Entire

Section	Overall	1200m	1000m	800m	600m	400m	200m
Section Times	1:26.03 [9] (0:14.72)	1:11.31 [12] (0:11.10)	1:00.21 [11] (0:11.77)	0:48.44 [11] (0:12.05)	0:36.39 [12] (0:11.97)	0:24.42 [10] (0:11.88)	0:12.54 [10] (0:12.54)
Average Speed [km/h]	49.0	64.9	61.7	60.5	61.2	60.6	57.4
Top Speed [km/h]	65.7	66.7	63.4	62.4	61.6	62.0	60.6
Avg. Dist. to Rail [m]	7.2	4.1	3.1	2.3	2.7	6.9	8.7
Avg. Stride Freq. [Hz]	2.2	2.4	2.3	2.3	2.3	2.3	2.3
Avg. Stride Length [m]	6.2	7.5	7.2	7.4	7.3	7.2	7.0



- [] Ranking at each section and finish
- .-.- No data available at this section
- NA No data available



Horse/Jockey Name	Green Essence
Final Rank	10
Fastest Section Time (Section)	0:11.38 (1200m)
Top Speed [km/h] (Section)	64.9 (1200m)
Race State	Finished



Sunshine Coast QLD Professional

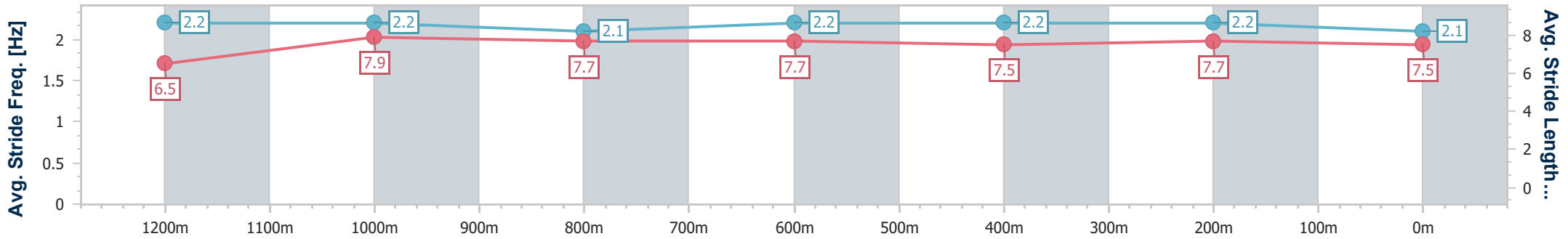
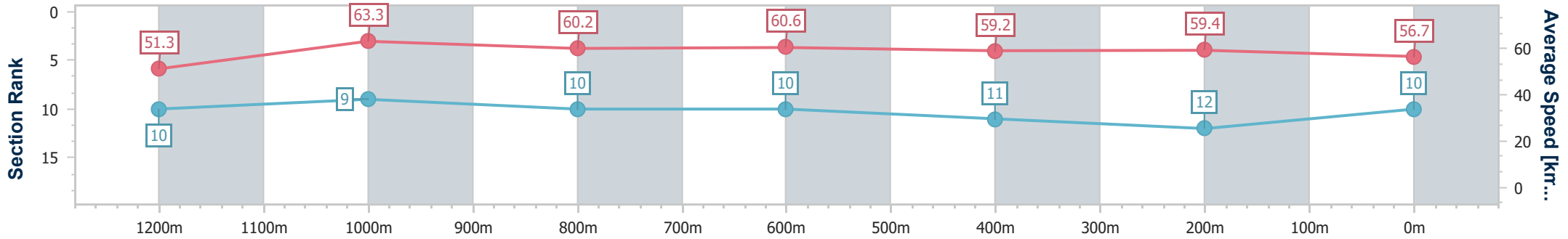
Race 8: TAB Class 1 Handicap - 1400m

03 September 2023 - 16:47



Track Rating: Good 4, Weather: Fine, Rail Position: +9m Entire

Section	Overall	1200m	1000m	800m	600m	400m	200m
Section Times	1:26.47 [10] (0:14.04)	1:12.43 [10] (0:11.38)	1:01.05 [9] (0:12.02)	0:49.03 [10] (0:12.01)	0:37.02 [10] (0:12.20)	0:24.82 [11] (0:12.13)	0:12.69 [12] (0:12.69)
Average Speed [km/h]	51.3	63.3	60.2	60.6	59.2	59.4	56.7
Top Speed [km/h]	64.4	64.9	62.8	61.5	60.0	60.0	58.1
Avg. Dist. to Rail [m]	5.5	2.5	2.1	1.6	0.9	1.9	2.6
Avg. Stride Freq. [Hz]	2.2	2.2	2.1	2.2	2.2	2.2	2.1
Avg. Stride Length [m]	6.5	7.9	7.7	7.7	7.5	7.7	7.5



- [] Ranking at each section and finish
- .-.- No data available at this section
- NA No data available



Horse/Jockey Name	Kaique
Final Rank	11
Fastest Section Time (Section)	0:11.63 (1200m)
Top Speed [km/h] (Section)	63.1 (Overall)
Race State	Finished



Sunshine Coast QLD Professional

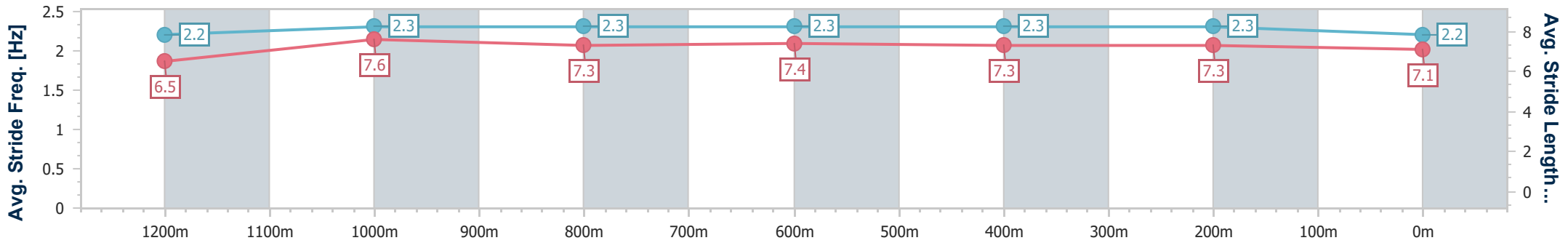
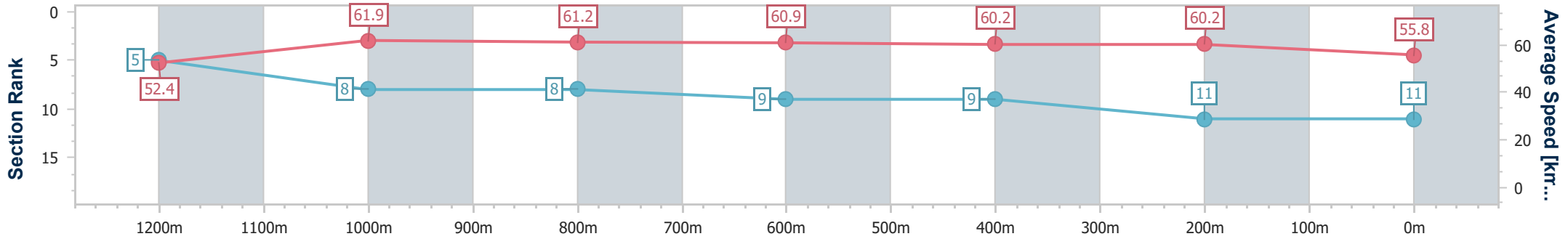
Race 8: TAB Class 1 Handicap - 1400m



03 September 2023 - 16:47

Track Rating: Good 4, Weather: Fine, Rail Position: +9m Entire

Section	Overall	1200m	1000m	800m	600m	400m	200m
Section Times	1:26.47 [11] (0:13.74)	1:12.73 [5] (0:11.63)	1:01.10 [8] (0:11.90)	0:49.20 [8] (0:12.08)	0:37.12 [9] (0:12.24)	0:24.88 [9] (0:11.95)	0:12.93 [11] (0:12.93)
Average Speed [km/h]	52.4	61.9	61.2	60.9	60.2	60.2	55.8
Top Speed [km/h]	63.1	62.4	63.1	61.9	60.9	61.4	57.5
Avg. Dist. to Rail [m]	8.4	4.2	3.8	3.7	4.2	5.3	6.7
Avg. Stride Freq. [Hz]	2.2	2.3	2.3	2.3	2.3	2.3	2.2
Avg. Stride Length [m]	6.5	7.6	7.3	7.4	7.3	7.3	7.1



- [] Ranking at each section and finish
- .-.- No data available at this section
- NA No data available



Horse/Jockey Name	Bonnie And Clyde
Final Rank	12
Fastest Section Time (Section)	0:11.38 (1200m)
Top Speed [km/h] (Section)	64.6 (Overall)
Race State	Finished



Sunshine Coast QLD Professional

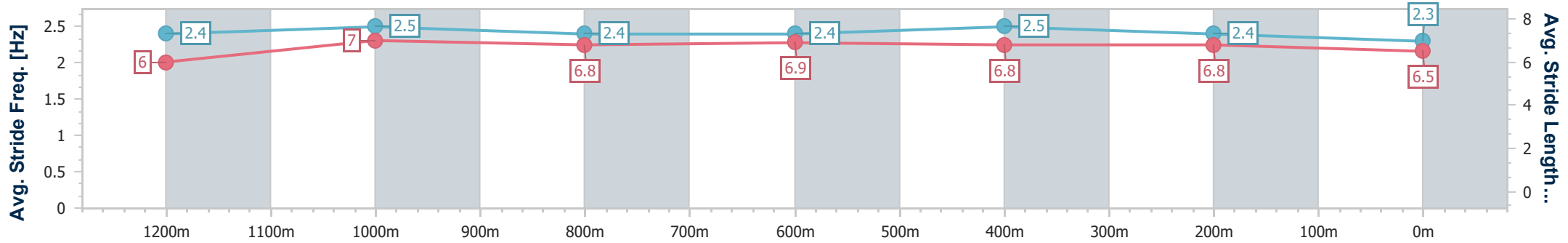
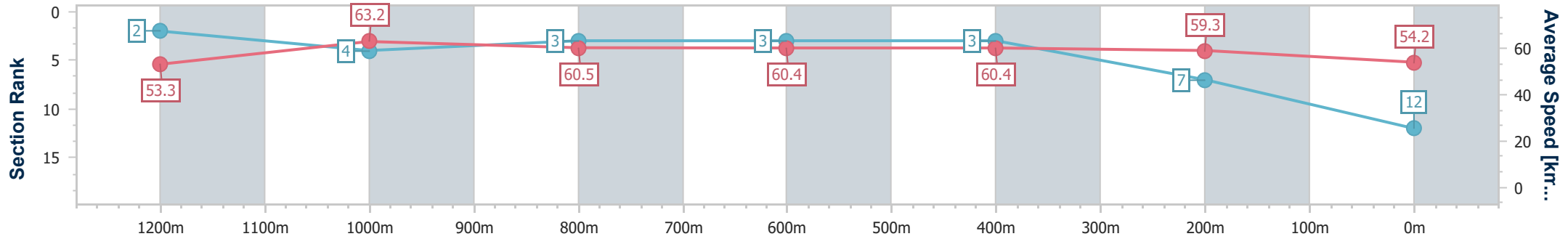
Race 8: TAB Class 1 Handicap - 1400m

03 September 2023 - 16:47



Track Rating: Good 4, Weather: Fine, Rail Position: +9m Entire

Section	Overall	1200m	1000m	800m	600m	400m	200m
Section Times	1:26.47 [12] (0:13.52)	1:12.95 [2] (0:11.38)	1:01.57 [4] (0:12.00)	0:49.57 [3] (0:12.09)	0:37.48 [3] (0:12.05)	0:25.43 [3] (0:12.15)	0:13.28 [7] (0:13.28)
Average Speed [km/h]	53.3	63.2	60.5	60.4	60.4	59.3	54.2
Top Speed [km/h]	64.6	64.4	62.3	61.4	61.4	60.7	57.5
Avg. Dist. to Rail [m]	4.9	3.2	3.0	2.2	2.0	4.2	4.7
Avg. Stride Freq. [Hz]	2.4	2.5	2.4	2.4	2.5	2.4	2.3
Avg. Stride Length [m]	6.0	7.0	6.8	6.9	6.8	6.8	6.5



- [] Ranking at each section and finish
- .-.- No data available at this section
- NA No data available