



Sunshine Coast QLD Professional

Race 7: LIEBKE BUILDERS Maiden Handicap - 1400m

03 September 2023 - 16:06



Track Rating: Good 4, Weather: Fine, Rail Position: +9m Entire

Section		Field Times										Last 600m				
		Overall	1200m	1000m	800m	600m	400m						0:35.94			
		(0:13.51)	(0:11.23)	(0:12.18)	(0:12.64)	(0:12.08)	(0:11.50)									
Rank	TAB	Horse/Jockey	Barrier	Top Speed [km/h]	Fastest Section											Distance Travelled [m]
1	7	LIVINGSTONES	8	65.8	0:11.33	1:25.50 [1]	1:11.82 [4]	1:00.42 [4]	0:48.22 [3]	0:35.71 [3]	0:23.69 [3]	0:35.71				
		Sean Cormack		1200m	400m	(0:13.68)	(0:11.40)	(0:12.20)	(0:12.51)	(0:12.02)	(0:11.33)					
2	14	JOHNNY UTAH	4	66.3	0:11.15	1:25.67 [2]	1:12.08 [2]	1:00.93 [1]	0:48.75 [1]	0:36.11 [1]	0:24.03 [1]	0:36.11 +0				
		Cejay Graham		Overall	1200m	(0:13.59)	(0:11.15)	(0:12.18)	(0:12.64)	(0:12.08)	(0:11.59)					
3	2	AZURE PRIDE	18	66.1	0:11.29	1:25.78 [3]	1:12.16 [3]	1:00.87 [3]	0:48.33 [4]	0:35.75 [5]	0:23.67 [5]	0:35.75 +1				
		Dan McGillivray		1200m	1200m	(0:13.62)	(0:11.29)	(0:12.54)	(0:12.58)	(0:12.08)	(0:11.44)					
4	1	EIGHT CYLINDERS	14	66.6	0:11.28	1:25.94 [4]	1:12.43 [1]	1:01.15 [2]	0:48.85 [2]	0:36.34 [2]	0:24.20 [2]	0:36.34 +1				
		Matthew Powell		Overall	1200m	(0:13.51)	(0:11.28)	(0:12.30)	(0:12.51)	(0:12.14)	(0:11.55)					
5	6	UNITED FRONT	6	63.4	0:11.51	1:25.96 [5]	1:11.80 [9]	1:00.25 [9]	0:47.96 [9]	0:35.77 [7]	0:23.83 [7]	0:35.77 +2				
		James Orman		400m	400m	(0:14.16)	(0:11.55)	(0:12.29)	(0:12.19)	(0:11.94)	(0:11.51)					
6	10	ON HARGRAVE	5	64.2	0:11.42	1:26.05 [6]	1:11.92 [8]	1:00.48 [8]	0:48.08 [8]	0:35.69 [9]	0:23.65 [9]	0:35.69 -1				
		Damien Thornton		400m	400m	(0:14.13)	(0:11.44)	(0:12.40)	(0:12.39)	(0:12.04)	(0:11.42)					
7	15	SUBSTANCE	13	64.8	0:11.32	1:26.29 [7]	1:12.32 [7]	1:01.00 [5]	0:48.73 [5]	0:36.36 [4]	0:24.37 [4]	0:36.36 +6				
		Georgina Cartwright		1200m	1200m	(0:13.97)	(0:11.32)	(0:12.27)	(0:12.37)	(0:11.99)	(0:11.71)					
8	18	MONT ROYAL	7	64.8	0:11.55	1:26.48 [8]	1:12.02 [11]	1:00.36 [11]	0:48.19 [11]	0:35.75 [11]	0:23.79 [11]	0:35.75 +0				
		Luke Tarrant		Overall	400m	(0:14.46)	(0:11.66)	(0:12.17)	(0:12.44)	(0:11.96)	(0:11.55)					
9	5	RED DECEPTION	11	62.8	0:11.68	1:26.68 [9]	1:12.34 [10]	1:00.66 [10]	0:48.43 [10]	0:36.17 [10]	0:24.35 [8]	0:36.17 +3				
		Ryan Maloney		400m	1200m	(0:14.34)	(0:11.68)	(0:12.23)	(0:12.26)	(0:11.82)	(0:11.72)					
10	16	MISS MOUNTBATTEN	3	64.1	0:11.44	1:26.99 [10]	1:13.03 [6]	1:01.59 [7]	0:49.20 [7]	0:36.70 [8]	0:24.55 [10]	0:36.70 +2				
		Nathan Thomas		1200m	1200m	(0:13.96)	(0:11.44)	(0:12.39)	(0:12.50)	(0:12.15)	(0:11.75)					

Scratched: I Am Takingthelot (#11), Quothquan (#4), Top Weekend (#8), Antica Lass (#17), Intransigent (#12), Moszur (#13)

[] Ranking at each section and finish
 -:-:- No data available at this section
 NA No data available

SCN Saddle cloth number
 DNF Did not finish
 DNT Did not track



Sunshine Coast QLD Professional

Race 7: LIEBKE BUILDERS Maiden Handicap - 1400m

03 September 2023 - 16:06



Track Rating: Good 4, Weather: Fine, Rail Position: +9m Entire

Section	Overall	1200m	1000m	800m	600m	400m	Last 600m
Field Times	1:25.50 (0:13.51)	1:11.99 (0:11.23)	1:00.76 (0:12.18)	0:48.58 (0:12.64)	0:35.94 (0:12.08)	0:23.86 (0:11.50)	0:35.94

Rank	TAB	Horse/Jockey	Barrier	Top Speed [km/h]	Fastest Section	Overall	1200m	1000m	800m	600m	400m	Last 600m	Distance Travelled [m]
11	3	SLAVA OMNIAWONDAIN Emily Lang	15	63.1 400m	0:11.66 400m	1:27.00 [11] (0:14.61)	1:12.39 [12] (0:11.72)	1:00.67 [12] (0:12.17)	0:48.50 [12] (0:12.40)	0:36.10 [12] (0:11.80)	0:24.30 [12] (0:11.66)	0:36.10	+5
12	9	FLYING ZAMBONI Michael Cahill	2	63.3 1200m	0:11.42 1200m	1:27.55 [12] (0:13.88)	1:13.67 [5] (0:11.42)	1:02.25 [6] (0:12.34)	0:49.91 [6] (0:12.43)	0:37.48 [6] (0:12.05)	0:25.43 [6] (0:11.95)	0:37.48	+0

Scratched: I Am Takingthelot (#11), Quothquan (#4), Top Weekend (#8), Antica Lass (#17), Intransigent (#12), Moszur (#13)

[] Ranking at each section and finish
 -:-:-:- No data available at this section
 NA No data available

SCN Saddle cloth number
 DNF Did not finish
 DNT Did not track



Sunshine Coast QLD Professional

Race 7: LIEBKE BUILDERS Maiden Handicap - 1400m

03 September 2023 - 16:06



Track Rating: Good 4, Weather: Fine, Rail Position: +9m Entire

Section				200m				Last 600m	
Field Times				0:12.36 (0:12.36)				0:35.94	
Rank	TAB	Horse/Jockey	Barrier	Top Speed [km/h]	Fastest Section	Margin			Distance Travelled [m]
1	7	LIVINGSTONES Sean Cormack	8	65.8 1200m	0:11.33 400m	0:12.36 [1] (0:12.36)	1:25.50		0:35.71
2	14	JOHNNY UTAH Cejay Graham	4	66.3 Overall	0:11.15 1200m	0:12.44 [2] (0:12.44)	1L		0:36.11 +0
3	2	AZURE PRIDE Dan McGillivray	18	66.1 1200m	0:11.29 1200m	0:12.23 [4] (0:12.23)	1.5L		0:35.75 +1
4	1	EIGHT CYLINDERS Matthew Powell	14	66.6 Overall	0:11.28 1200m	0:12.65 [3] (0:12.65)	2.3L		0:36.34 +1
5	6	UNITED FRONT James Orman	6	63.4 400m	0:11.51 400m	0:12.32 [6] (0:12.32)	2.4L		0:35.77 +2
6	10	ON HARGRAVE Damien Thornton	5	64.2 400m	0:11.42 400m	0:12.23 [7] (0:12.23)	2.8L		0:35.69 -1
7	15	SUBSTANCE Georgina Cartwright	13	64.8 1200m	0:11.32 1200m	0:12.66 [5] (0:12.66)	4.1L		0:36.36 +6
8	18	MONT ROYAL Luke Tarrant	7	64.8 Overall	0:11.55 400m	0:12.24 [11] (0:12.24)	5.1L		0:35.75 +0
9	5	RED DECEPTION Ryan Maloney	11	62.8 400m	0:11.68 1200m	0:12.63 [8] (0:12.63)	6.1L		0:36.17 +3
10	16	MISS MOUNTBATTEN Nathan Thomas	3	64.1 1200m	0:11.44 1200m	0:12.80 [10] (0:12.80)	7.9L		0:36.70 +2

Scratched: I Am Takingthelot (#11), Quothquan (#4), Top Weekend (#8), Antica Lass (#17), Intransigent (#12), Moszur (#13)

[] Ranking at each section and finish
 -:-:- No data available at this section
 NA No data available

SCN Saddle cloth number
 DNF Did not finish
 DNT Did not track



Sunshine Coast QLD Professional

Race 7: LIEBKE BUILDERS Maiden Handicap - 1400m

03 September 2023 - 16:06



Track Rating: Good 4, Weather: Fine, Rail Position: +9m Entire

Section				200m				Last 600m	
Field Times				0:12.36 (0:12.36)				0:35.94	
Rank	TAB	Horse/Jockey	Barrier	Top Speed [km/h]	Fastest Section	Margin			Distance Travelled [m]
11	3	SLAVA OMNIAWONDAIN Emily Lang	15	63.1 400m	0:11.66 400m	0:12.64 [12] (0:12.64)	8L		0:36.10 +5
12	9	FLYING ZAMBONI Michael Cahill	2	63.3 1200m	0:11.42 1200m	0:13.48 [9] (0:13.48)	11.3L		0:37.48 +0

Scratched: I Am Takingthelot (#11), Quothquan (#4), Top Weekend (#8), Antica Lass (#17), Intransigent (#12), Moszur (#13)

[] Ranking at each section and finish
 -:-:-:- No data available at this section
 NA No data available

SCN Saddle cloth number
 DNF Did not finish
 DNT Did not track



Horse/Jockey Name	Livingstones
Final Rank	1
Fastest Section Time (Section)	0:11.33 (400m)
Top Speed [km/h] (Section)	65.8 (1200m)
Race State	Finished



Sunshine Coast QLD Professional

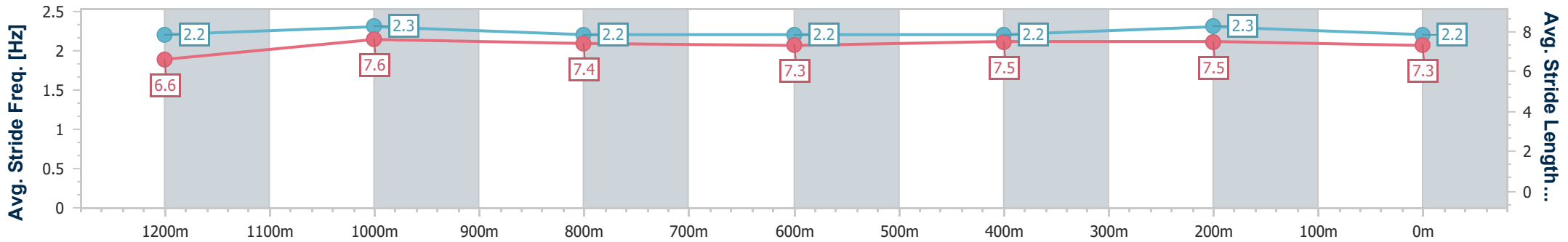
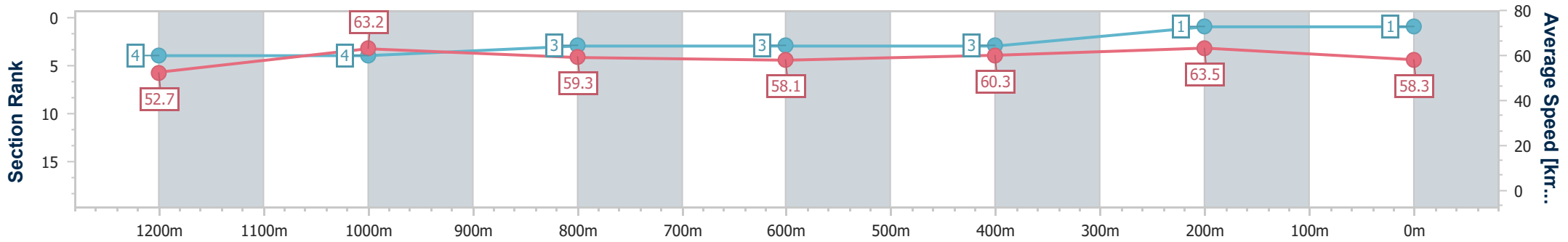
Race 7: LIEBKE BUILDERS Maiden Handicap - 1400m



03 September 2023 - 16:06

Track Rating: Good 4, Weather: Fine, Rail Position: +9m Entire

Section	Overall	1200m	1000m	800m	600m	400m	200m
Section Times	1:25.50 [1] (0:13.68)	1:11.82 [4] (0:11.40)	1:00.42 [4] (0:12.20)	0:48.22 [3] (0:12.51)	0:35.71 [3] (0:12.02)	0:23.69 [3] (0:11.33)	0:12.36 [1] (0:12.36)
Average Speed [km/h]	52.7	63.2	59.3	58.1	60.3	63.5	58.3
Top Speed [km/h]	65.7	65.8	62.0	59.4	63.1	64.5	61.8
Avg. Dist. to Rail [m]	5.9	3.5	2.2	1.4	1.1	2.8	4.8
Avg. Stride Freq. [Hz]	2.2	2.3	2.2	2.2	2.2	2.3	2.2
Avg. Stride Length [m]	6.6	7.6	7.4	7.3	7.5	7.5	7.3



- [] Ranking at each section and finish
- .-.- No data available at this section
- NA No data available



Horse/Jockey Name	Johnny Utah
Final Rank	2
Fastest Section Time (Section)	0:11.15 (1200m)
Top Speed [km/h] (Section)	66.3 (Overall)
Race State	Finished



Sunshine Coast QLD Professional

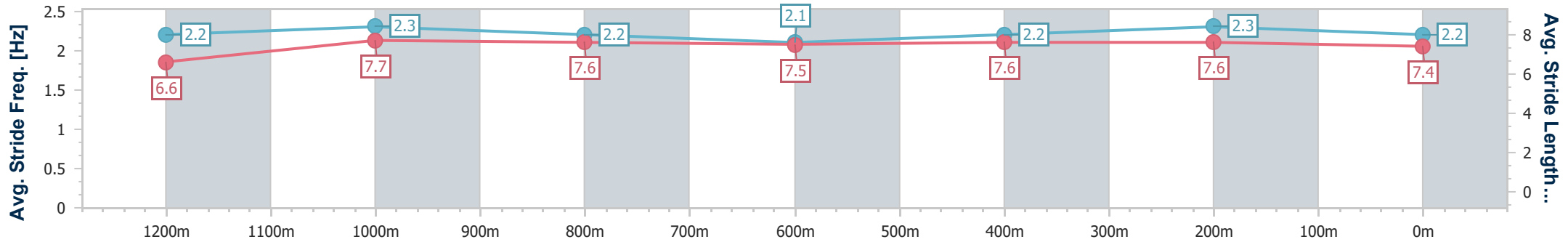
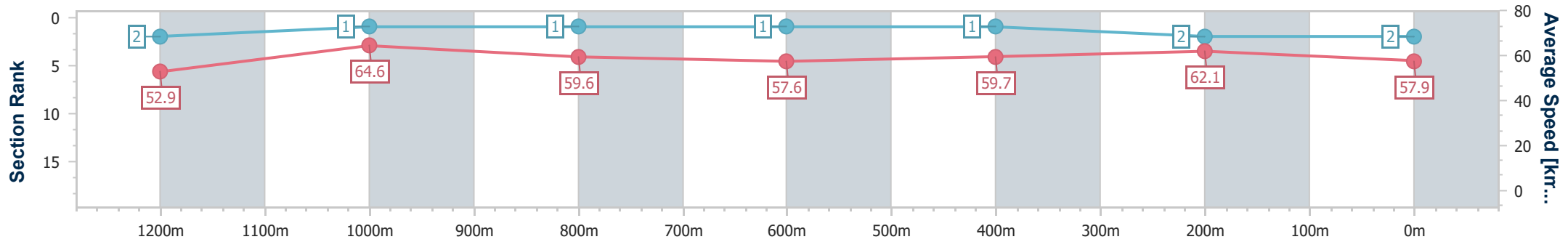
Race 7: LIEBKE BUILDERS Maiden Handicap - 1400m



03 September 2023 - 16:06

Track Rating: Good 4, Weather: Fine, Rail Position: +9m Entire

Section	Overall	1200m	1000m	800m	600m	400m	200m
Section Times	1:25.67 [2] (0:13.59)	1:12.08 [2] (0:11.15)	1:00.93 [1] (0:12.18)	0:48.75 [1] (0:12.64)	0:36.11 [1] (0:12.08)	0:24.03 [1] (0:11.59)	0:12.44 [2] (0:12.44)
Average Speed [km/h]	52.9	64.6	59.6	57.6	59.7	62.1	57.9
Top Speed [km/h]	66.3	65.3	63.5	58.6	61.0	63.1	61.0
Avg. Dist. to Rail [m]	3.8	2.1	2.1	2.2	0.9	0.7	2.8
Avg. Stride Freq. [Hz]	2.2	2.3	2.2	2.1	2.2	2.3	2.2
Avg. Stride Length [m]	6.6	7.7	7.6	7.5	7.6	7.6	7.4



- [] Ranking at each section and finish
- .-.- No data available at this section
- NA No data available



Horse/Jockey Name	Azure Pride
Final Rank	3
Fastest Section Time (Section)	0:11.29 (1200m)
Top Speed [km/h] (Section)	66.1 (1200m)
Race State	Finished



Sunshine Coast QLD Professional

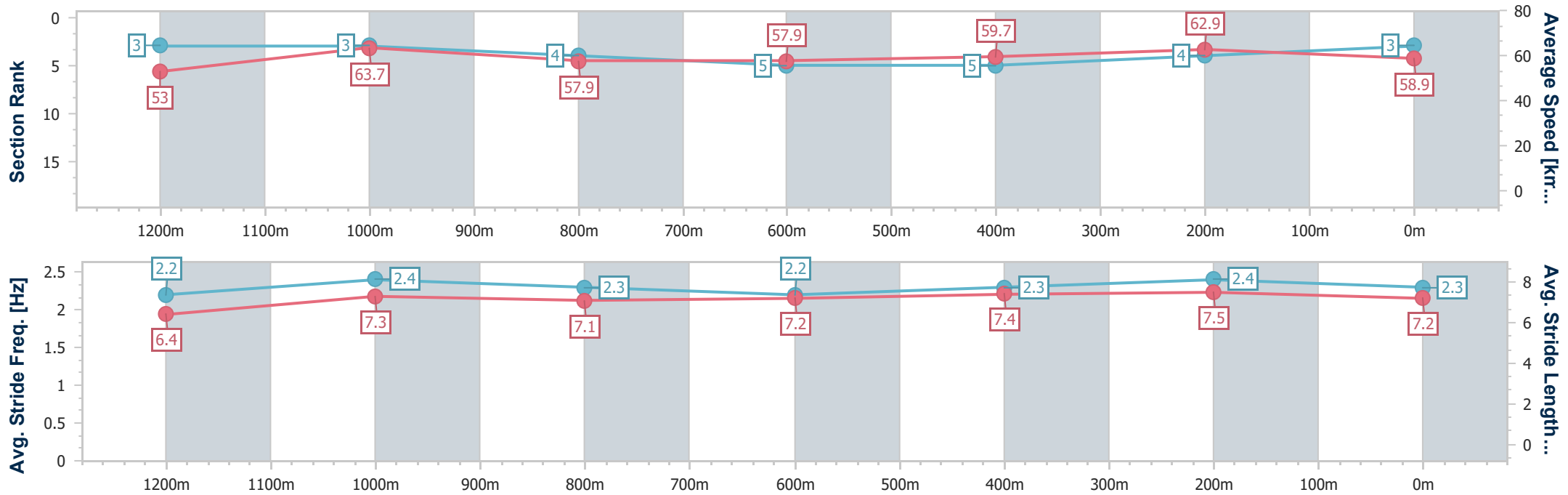
Race 7: LIEBKE BUILDERS Maiden Handicap - 1400m



03 September 2023 - 16:06

Track Rating: Good 4, Weather: Fine, Rail Position: +9m Entire

Section	Overall	1200m	1000m	800m	600m	400m	200m
Section Times	1:25.78 [3] (0:13.62)	1:12.16 [3] (0:11.29)	1:00.87 [3] (0:12.54)	0:48.33 [4] (0:12.58)	0:35.75 [5] (0:12.08)	0:23.67 [5] (0:11.44)	0:12.23 [4] (0:12.23)
Average Speed [km/h]	53.0	63.7	57.9	57.9	59.7	62.9	58.9
Top Speed [km/h]	66.1	66.1	60.4	58.9	63.2	63.5	62.1
Avg. Dist. to Rail [m]	10.4	4.5	3.0	2.0	0.5	1.9	4.0
Avg. Stride Freq. [Hz]	2.2	2.4	2.3	2.2	2.3	2.4	2.3
Avg. Stride Length [m]	6.4	7.3	7.1	7.2	7.4	7.5	7.2



- [] Ranking at each section and finish
- .-.-.- No data available at this section
- NA No data available



Horse/Jockey Name	Eight Cylinders
Final Rank	4
Fastest Section Time (Section)	0:11.28 (1200m)
Top Speed [km/h] (Section)	66.6 (Overall)
Race State	Finished



Sunshine Coast QLD Professional

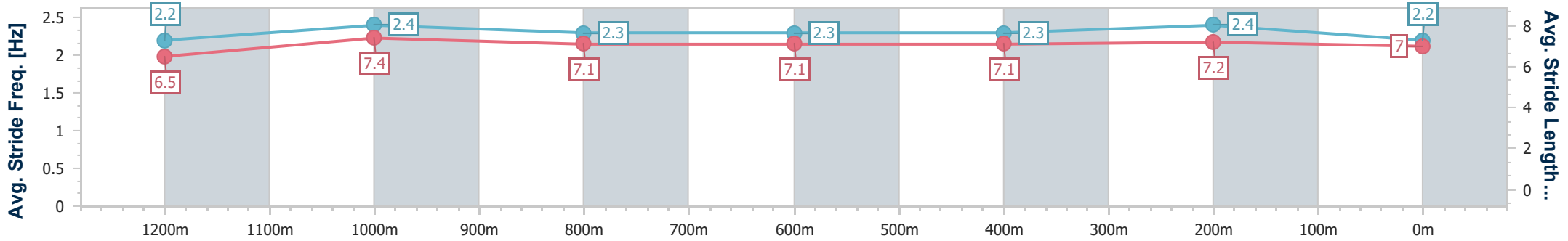
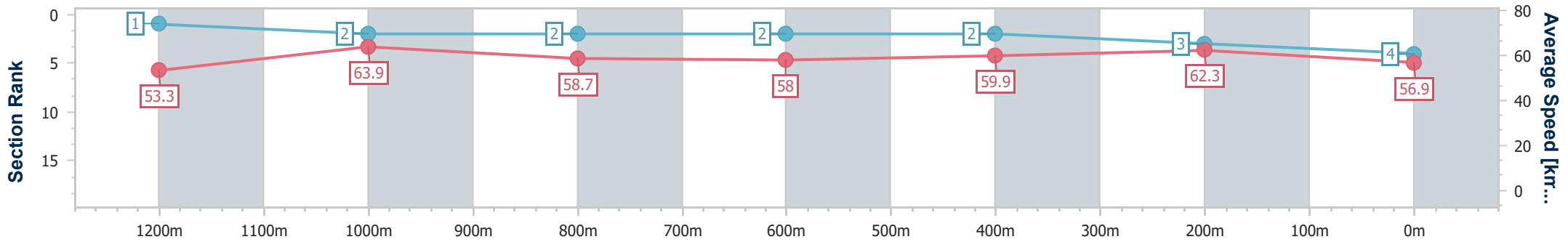
Race 7: LIEBKE BUILDERS Maiden Handicap - 1400m



03 September 2023 - 16:06

Track Rating: Good 4, Weather: Fine, Rail Position: +9m Entire

Section	Overall	1200m	1000m	800m	600m	400m	200m
Section Times	1:25.94 [4] (0:13.51)	1:12.43 [1] (0:11.28)	1:01.15 [2] (0:12.30)	0:48.85 [2] (0:12.51)	0:36.34 [2] (0:12.14)	0:24.20 [2] (0:11.55)	0:12.65 [3] (0:12.65)
Average Speed [km/h]	53.3	63.9	58.7	58.0	59.9	62.3	56.9
Top Speed [km/h]	66.6	65.1	62.4	59.7	62.3	64.3	60.3
Avg. Dist. to Rail [m]	9.1	3.0	1.8	1.3	1.8	3.2	5.8
Avg. Stride Freq. [Hz]	2.2	2.4	2.3	2.3	2.3	2.4	2.2
Avg. Stride Length [m]	6.5	7.4	7.1	7.1	7.1	7.2	7.0



- [] Ranking at each section and finish
- .-.- No data available at this section
- NA No data available



Horse/Jockey Name	United Front
Final Rank	5
Fastest Section Time (Section)	0:11.51 (400m)
Top Speed [km/h] (Section)	63.4 (400m)
Race State	Finished



Sunshine Coast QLD Professional

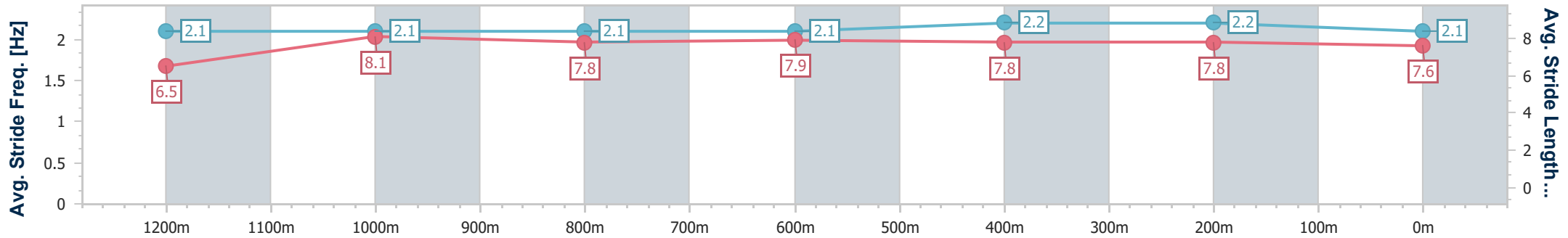
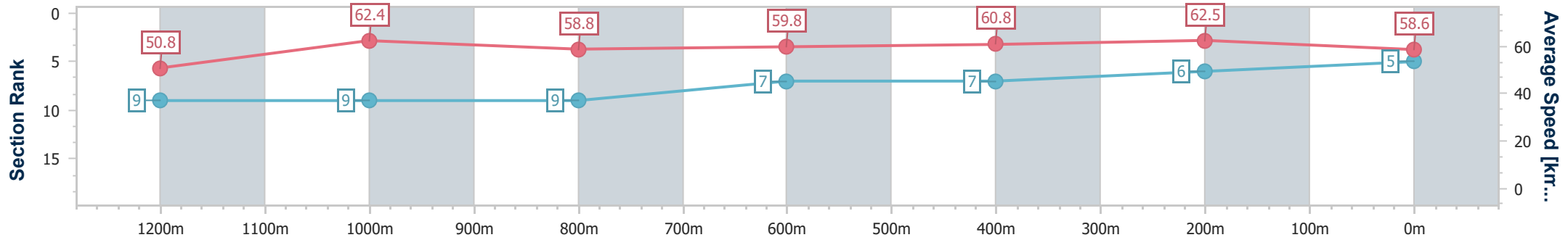
Race 7: LIEBKE BUILDERS Maiden Handicap - 1400m



03 September 2023 - 16:06

Track Rating: Good 4, Weather: Fine, Rail Position: +9m Entire

Section	Overall	1200m	1000m	800m	600m	400m	200m
Section Times	1:25.96 [5] (0:14.16)	1:11.80 [9] (0:11.55)	1:00.25 [9] (0:12.29)	0:47.96 [9] (0:12.19)	0:35.77 [7] (0:11.94)	0:23.83 [7] (0:11.51)	0:12.32 [6] (0:12.32)
Average Speed [km/h]	50.8	62.4	58.8	59.8	60.8	62.5	58.6
Top Speed [km/h]	62.7	62.9	62.7	61.4	62.8	63.4	61.0
Avg. Dist. to Rail [m]	4.5	2.3	2.0	1.9	1.6	3.4	6.3
Avg. Stride Freq. [Hz]	2.1	2.1	2.1	2.1	2.2	2.2	2.1
Avg. Stride Length [m]	6.5	8.1	7.8	7.9	7.8	7.8	7.6



- [] Ranking at each section and finish
- .-.- No data available at this section
- NA No data available



Horse/Jockey Name	On Hargrave
Final Rank	6
Fastest Section Time (Section)	0:11.42 (400m)
Top Speed [km/h] (Section)	64.2 (400m)
Race State	Finished



Sunshine Coast QLD Professional

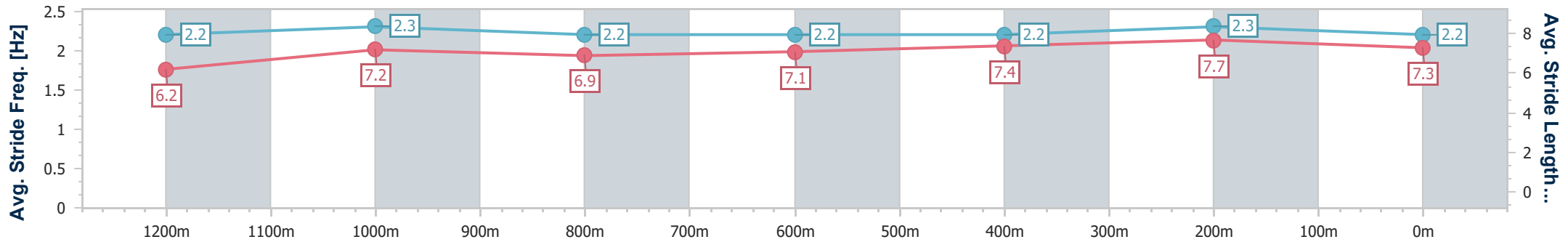
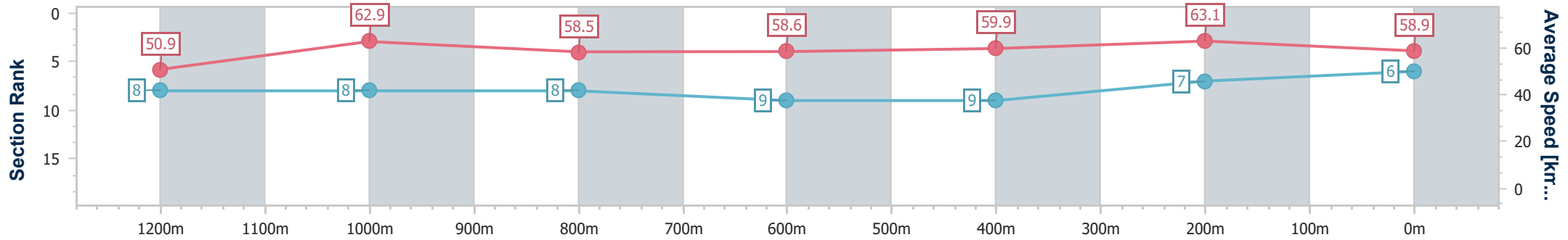
Race 7: LIEBKE BUILDERS Maiden Handicap - 1400m



03 September 2023 - 16:06

Track Rating: Good 4, Weather: Fine, Rail Position: +9m Entire

Section	Overall	1200m	1000m	800m	600m	400m	200m
Section Times	1:26.05 [6] (0:14.13)	1:11.92 [8] (0:11.44)	1:00.48 [8] (0:12.40)	0:48.08 [8] (0:12.39)	0:35.69 [9] (0:12.04)	0:23.65 [9] (0:11.42)	0:12.23 [7] (0:12.23)
Average Speed [km/h]	50.9	62.9	58.5	58.6	59.9	63.1	58.9
Top Speed [km/h]	63.4	63.5	62.6	59.3	62.9	64.2	61.3
Avg. Dist. to Rail [m]	4.0	2.2	2.0	1.1	0.4	3.3	7.7
Avg. Stride Freq. [Hz]	2.2	2.3	2.2	2.2	2.2	2.3	2.2
Avg. Stride Length [m]	6.2	7.2	6.9	7.1	7.4	7.7	7.3



- [] Ranking at each section and finish
- .-.- No data available at this section
- NA No data available



Horse/Jockey Name	Substance
Final Rank	7
Fastest Section Time (Section)	0:11.32 (1200m)
Top Speed [km/h] (Section)	64.8 (1200m)
Race State	Finished



Sunshine Coast QLD Professional

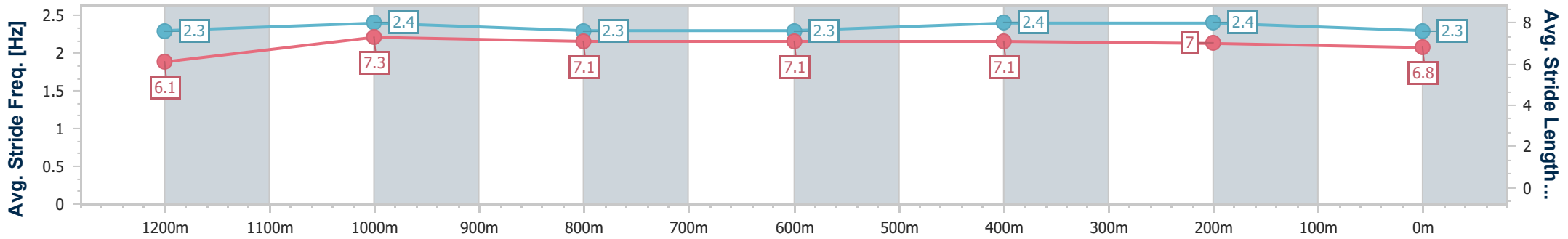
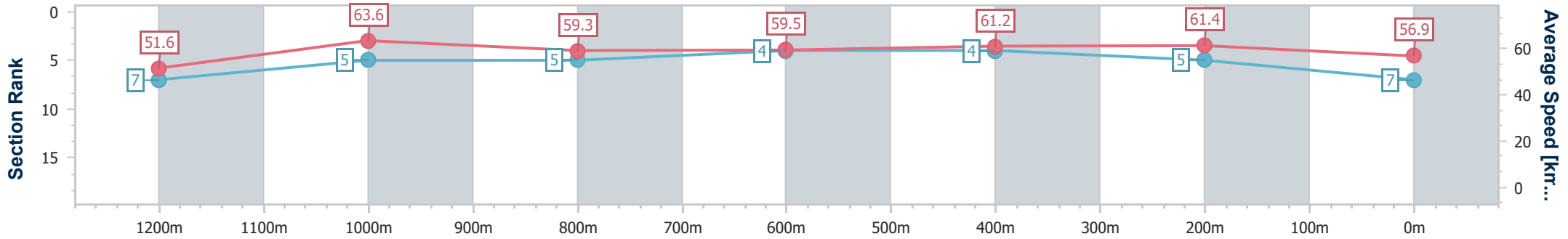
Race 7: LIEBKE BUILDERS Maiden Handicap - 1400m



03 September 2023 - 16:06

Track Rating: Good 4, Weather: Fine, Rail Position: +9m Entire

Section	Overall	1200m	1000m	800m	600m	400m	200m
Section Times	1:26.29 [7] (0:13.97)	1:12.32 [7] (0:11.32)	1:01.00 [5] (0:12.27)	0:48.73 [5] (0:12.37)	0:36.36 [4] (0:11.99)	0:24.37 [4] (0:11.71)	0:12.66 [5] (0:12.66)
Average Speed [km/h]	51.6	63.6	59.3	59.5	61.2	61.4	56.9
Top Speed [km/h]	64.5	64.8	63.1	60.9	62.2	63.4	60.4
Avg. Dist. to Rail [m]	7.6	3.8	3.4	3.9	3.3	4.3	4.8
Avg. Stride Freq. [Hz]	2.3	2.4	2.3	2.3	2.4	2.4	2.3
Avg. Stride Length [m]	6.1	7.3	7.1	7.1	7.1	7.0	6.8



- [] Ranking at each section and finish
- .-.- No data available at this section
- NA No data available



Horse/Jockey Name	Mont Royal
Final Rank	8
Fastest Section Time (Section)	0:11.55 (400m)
Top Speed [km/h] (Section)	64.8 (Overall)
Race State	Finished



Sunshine Coast QLD Professional

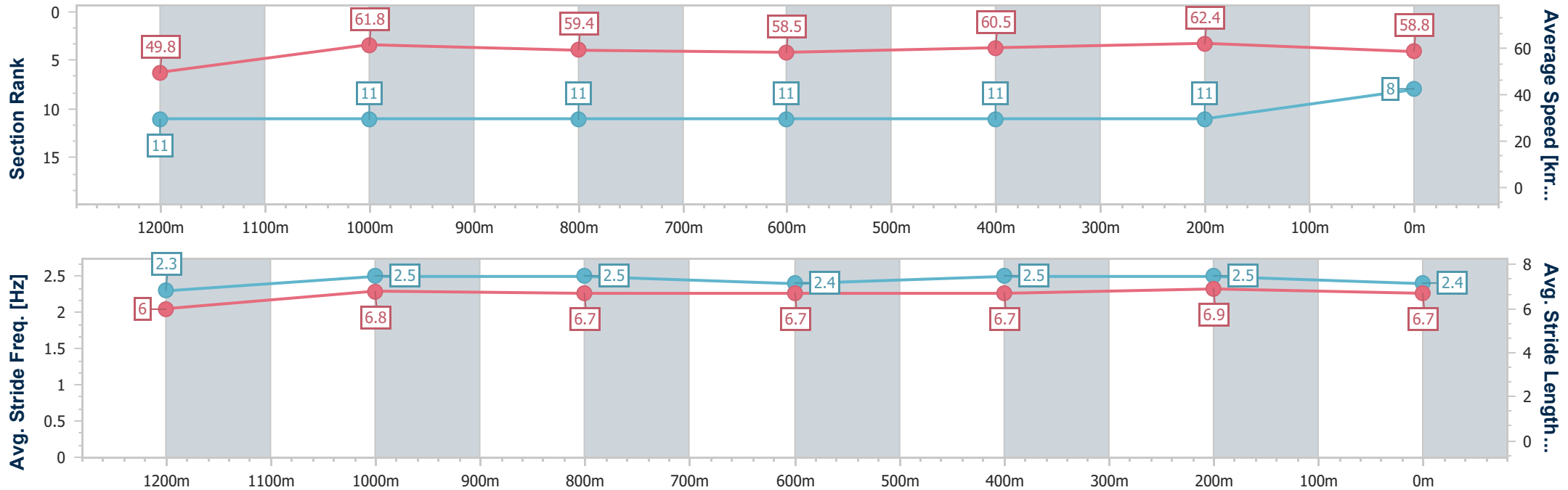
Race 7: LIEBKE BUILDERS Maiden Handicap - 1400m



03 September 2023 - 16:06

Track Rating: Good 4, Weather: Fine, Rail Position: +9m Entire

Section	Overall	1200m	1000m	800m	600m	400m	200m
Section Times	1:26.48 [8] (0:14.46)	1:12.02 [11] (0:11.66)	1:00.36 [11] (0:12.17)	0:48.19 [11] (0:12.44)	0:35.75 [11] (0:11.96)	0:23.79 [11] (0:11.55)	0:12.24 [11] (0:12.24)
Average Speed [km/h]	49.8	61.8	59.4	58.5	60.5	62.4	58.8
Top Speed [km/h]	64.8	64.0	61.2	60.2	61.7	63.6	61.2
Avg. Dist. to Rail [m]	5.3	2.1	1.6	1.5	1.2	2.0	3.0
Avg. Stride Freq. [Hz]	2.3	2.5	2.5	2.4	2.5	2.5	2.4
Avg. Stride Length [m]	6.0	6.8	6.7	6.7	6.7	6.9	6.7



- [] Ranking at each section and finish
- .-.- No data available at this section
- NA No data available



Horse/Jockey Name	Red Deception
Final Rank	9
Fastest Section Time (Section)	0:11.68 (1200m)
Top Speed [km/h] (Section)	62.8 (400m)
Race State	Finished



Sunshine Coast QLD Professional

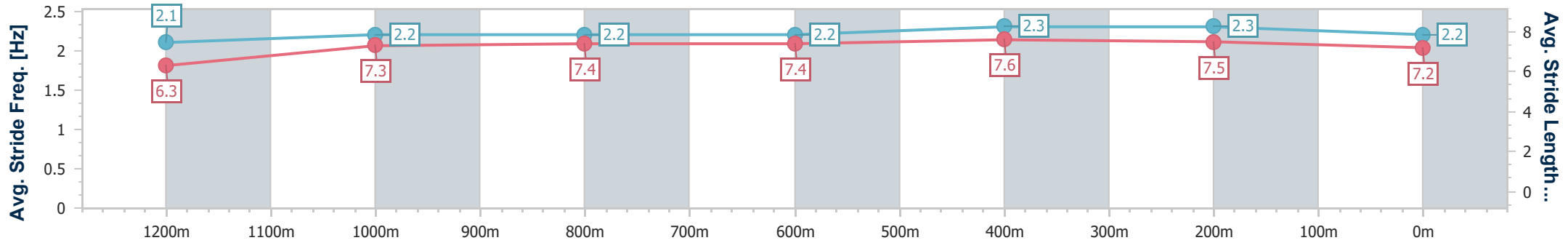
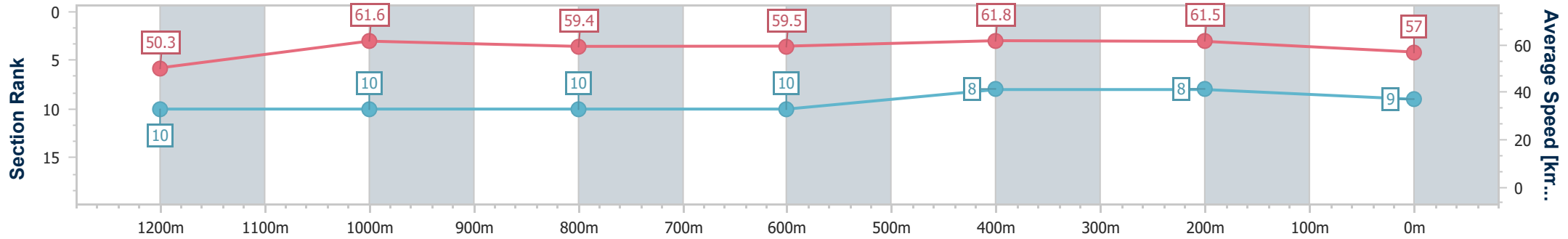
Race 7: LIEBKE BUILDERS Maiden Handicap - 1400m



03 September 2023 - 16:06

Track Rating: Good 4, Weather: Fine, Rail Position: +9m Entire

Section	Overall	1200m	1000m	800m	600m	400m	200m
Section Times	1:26.68 [9] (0:14.34)	1:12.34 [10] (0:11.68)	1:00.66 [10] (0:12.23)	0:48.43 [10] (0:12.26)	0:36.17 [10] (0:11.82)	0:24.35 [8] (0:11.72)	0:12.63 [8] (0:12.63)
Average Speed [km/h]	50.3	61.6	59.4	59.5	61.8	61.5	57.0
Top Speed [km/h]	61.7	62.6	62.2	61.6	62.8	62.8	59.6
Avg. Dist. to Rail [m]	6.6	3.1	2.8	2.2	2.7	5.0	7.0
Avg. Stride Freq. [Hz]	2.1	2.2	2.2	2.2	2.3	2.3	2.2
Avg. Stride Length [m]	6.3	7.3	7.4	7.4	7.6	7.5	7.2



- [] Ranking at each section and finish
- .-.- No data available at this section
- NA No data available



Horse/Jockey Name	Miss Mountbatten
Final Rank	10
Fastest Section Time (Section)	0:11.44 (1200m)
Top Speed [km/h] (Section)	64.1 (1200m)
Race State	Finished



Sunshine Coast QLD Professional

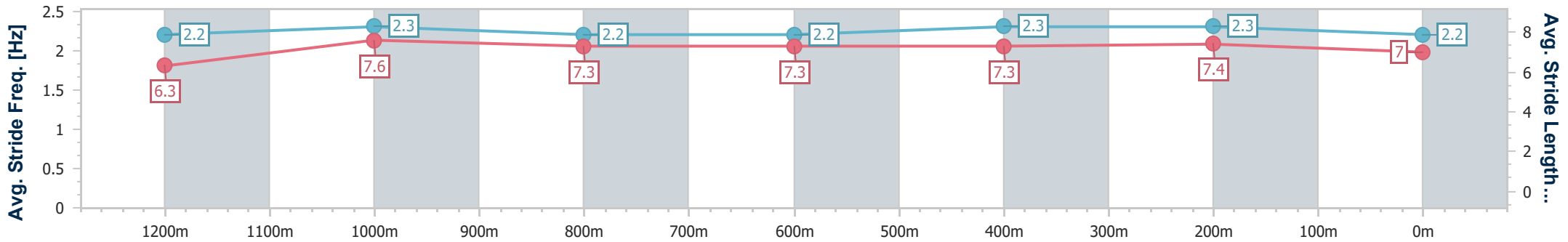
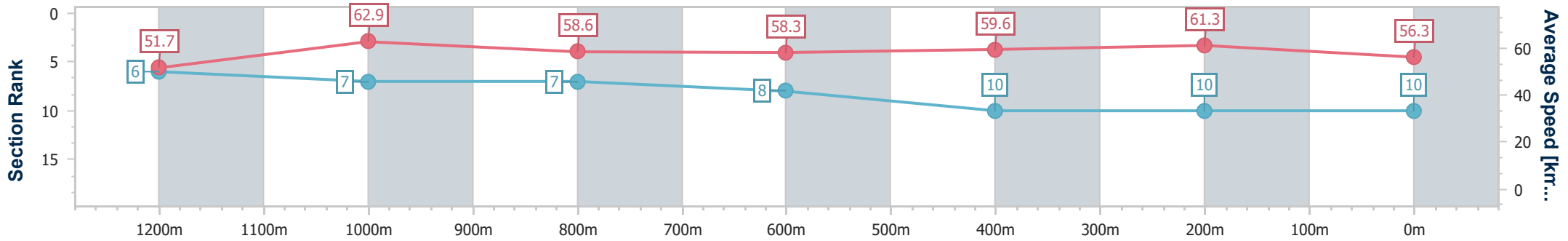
Race 7: LIEBKE BUILDERS Maiden Handicap - 1400m



03 September 2023 - 16:06

Track Rating: Good 4, Weather: Fine, Rail Position: +9m Entire

Section	Overall	1200m	1000m	800m	600m	400m	200m
Section Times	1:26.99 [10] (0:13.96)	1:13.03 [6] (0:11.44)	1:01.59 [7] (0:12.39)	0:49.20 [7] (0:12.50)	0:36.70 [8] (0:12.15)	0:24.55 [10] (0:11.75)	0:12.80 [10] (0:12.80)
Average Speed [km/h]	51.7	62.9	58.6	58.3	59.6	61.3	56.3
Top Speed [km/h]	64.0	64.1	61.8	59.3	61.6	62.7	59.4
Avg. Dist. to Rail [m]	3.4	3.0	2.8	2.2	1.0	2.8	4.6
Avg. Stride Freq. [Hz]	2.2	2.3	2.2	2.2	2.3	2.3	2.2
Avg. Stride Length [m]	6.3	7.6	7.3	7.3	7.3	7.4	7.0



- [] Ranking at each section and finish
- .-.- No data available at this section
- NA No data available



Horse/Jockey Name	Slava Omniawondain
Final Rank	11
Fastest Section Time (Section)	0:11.66 (400m)
Top Speed [km/h] (Section)	63.1 (400m)
Race State	Finished



Sunshine Coast QLD Professional

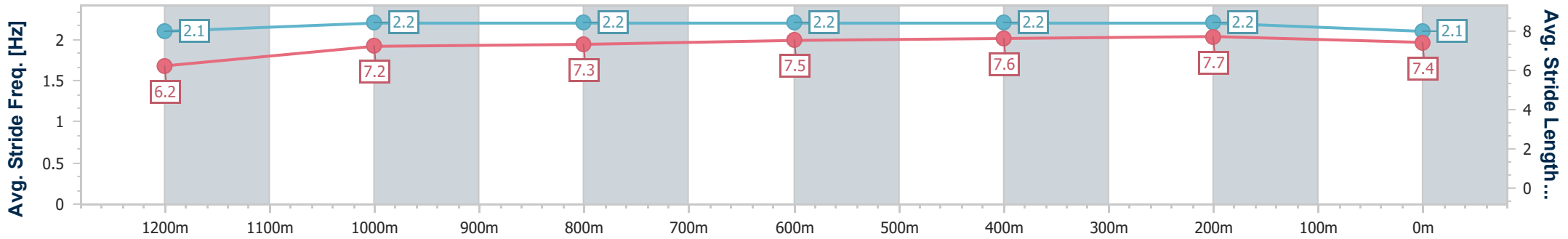
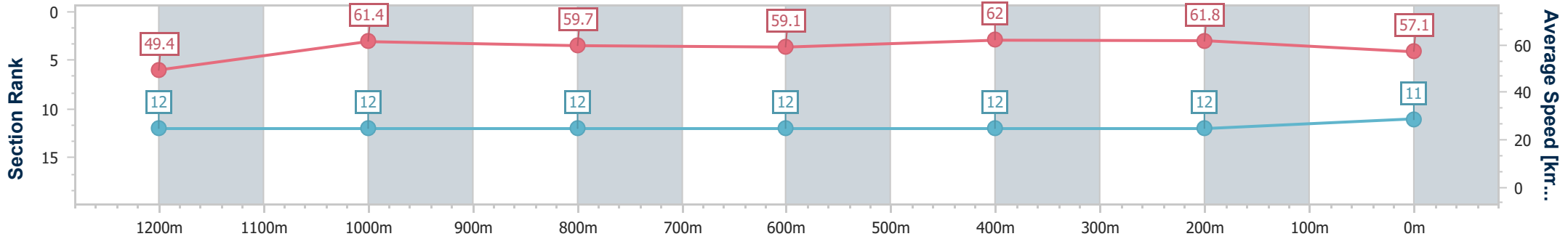
Race 7: LIEBKE BUILDERS Maiden Handicap - 1400m



03 September 2023 - 16:06

Track Rating: Good 4, Weather: Fine, Rail Position: +9m Entire

Section	Overall	1200m	1000m	800m	600m	400m	200m
Section Times	1:27.00 [11] (0:14.61)	1:12.39 [12] (0:11.72)	1:00.67 [12] (0:12.17)	0:48.50 [12] (0:12.40)	0:36.10 [12] (0:11.80)	0:24.30 [12] (0:11.66)	0:12.64 [12] (0:12.64)
Average Speed [km/h]	49.4	61.4	59.7	59.1	62.0	61.8	57.1
Top Speed [km/h]	62.0	62.1	61.8	61.9	62.8	63.1	59.8
Avg. Dist. to Rail [m]	8.7	3.3	3.1	2.9	3.0	4.4	5.9
Avg. Stride Freq. [Hz]	2.1	2.2	2.2	2.2	2.2	2.2	2.1
Avg. Stride Length [m]	6.2	7.2	7.3	7.5	7.6	7.7	7.4



- [] Ranking at each section and finish
- .-.- No data available at this section
- NA No data available



Horse/Jockey Name	Flying Zamboni
Final Rank	12
Fastest Section Time (Section)	0:11.42 (1200m)
Top Speed [km/h] (Section)	63.3 (1200m)
Race State	Finished



Sunshine Coast QLD Professional

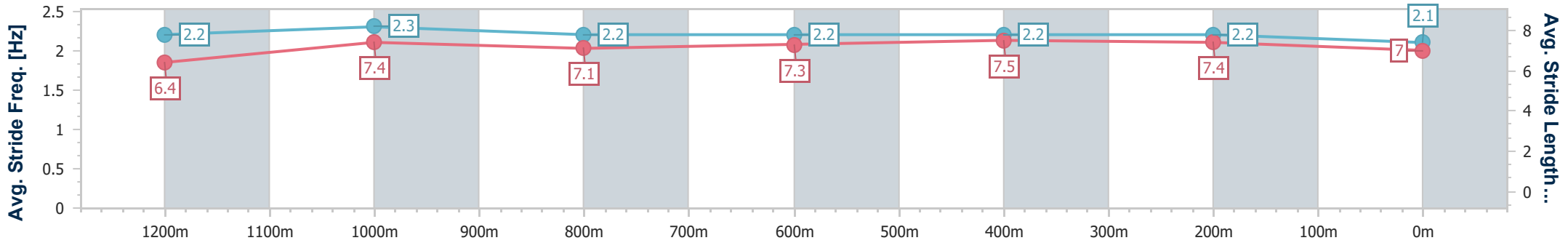
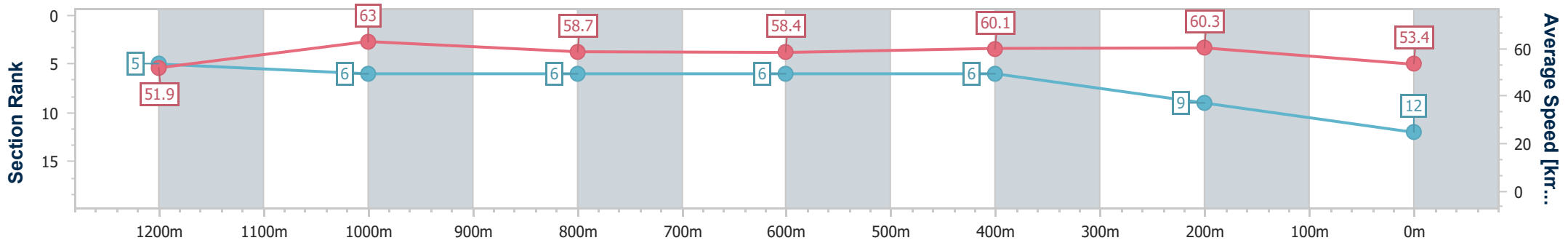
Race 7: LIEBKE BUILDERS Maiden Handicap - 1400m



03 September 2023 - 16:06

Track Rating: Good 4, Weather: Fine, Rail Position: +9m Entire

Section	Overall	1200m	1000m	800m	600m	400m	200m
Section Times	1:27.55 [12] (0:13.88)	1:13.67 [5] (0:11.42)	1:02.25 [6] (0:12.34)	0:49.91 [6] (0:12.43)	0:37.48 [6] (0:12.05)	0:25.43 [6] (0:11.95)	0:13.48 [9] (0:13.48)
Average Speed [km/h]	51.9	63.0	58.7	58.4	60.1	60.3	53.4
Top Speed [km/h]	62.9	63.3	62.4	59.6	61.8	62.0	57.9
Avg. Dist. to Rail [m]	2.7	2.2	1.9	1.3	1.2	2.1	3.5
Avg. Stride Freq. [Hz]	2.2	2.3	2.2	2.2	2.2	2.2	2.1
Avg. Stride Length [m]	6.4	7.4	7.1	7.3	7.5	7.4	7.0



- [] Ranking at each section and finish
- .-.- No data available at this section
- NA No data available