



Eagle Farm QLD Professional

Race 9: WEDDINGS AT TATTERSALL'S BENCHMARK 78 Handicap - 1400m

02 September 2023 - 16:43



BRISBANE
RACING CLUB

Track Rating: Good 4, Weather: Fine, Rail Position: True

Section							Overall	1200m	1000m	800m	600m	400m	Last 600m
Field Times							1:23.20 (0:13.44)	1:09.76 (0:10.96)	0:58.80 (0:11.40)	0:47.40 (0:11.51)	0:35.89 (0:11.69)	0:24.20 (0:11.80)	0:35.89
Rank	TAB	Horse/Jockey	Barrier	Top Speed [km/h]	Fastest Section								Distance Travelled [m]
1	10	STAR OF CHAOS Angela Jones	12	66.5 Overall	0:11.12 1200m	1:23.20 [1] (0:13.44)	1:09.76 [1] (0:11.12)	0:58.64 [3] (0:11.44)	0:47.20 [3] (0:11.49)	0:35.71 [2] (0:11.79)	0:23.92 [2] (0:11.52)	0:35.71	
2	13	SHA OF GOMER Mark Du Plessis	10	65.7 400m	0:11.31 1200m	1:23.38 [2] (0:13.96)	1:09.42 [9] (0:11.31)	0:58.11 [9] (0:11.54)	0:46.57 [10] (0:11.45)	0:35.12 [11] (0:11.33)	0:23.79 [7] (0:11.41)	0:35.12	-4
3	14	BEDFORD SQUARE Melea Castle	3	65.1 1200m	0:11.13 1200m	1:23.47 [3] (0:14.47)	1:09.00 [12] (0:11.13)	0:57.87 [11] (0:11.30)	0:46.57 [11] (0:11.36)	0:35.21 [10] (0:11.55)	0:23.66 [10] (0:11.52)	0:35.21	-5
4	7	TITANIUM Jaden Lloyd	14	65.4 1200m	0:11.20 400m	1:23.57 [4] (0:14.73)	1:08.84 [13] (0:11.24)	0:57.60 [13] (0:11.37)	0:46.23 [13] (0:11.44)	0:34.79 [13] (0:11.38)	0:23.41 [13] (0:11.20)	0:34.79	-3
5	5	HARD REYVA Bailey Wheeler	1	66.3 1200m	0:11.06 1200m	1:23.60 [5] (0:13.86)	1:09.74 [8] (0:11.06)	0:58.68 [7] (0:11.31)	0:47.37 [6] (0:11.52)	0:35.85 [6] (0:11.60)	0:24.25 [5] (0:11.79)	0:35.85	-2
6	6	OUR MAGNUS James Orman	2	65.9 1200m	0:11.08 1200m	1:23.75 [6] (0:13.67)	1:10.08 [4] (0:11.08)	0:59.00 [4] (0:11.39)	0:47.61 [4] (0:11.51)	0:36.10 [4] (0:11.64)	0:24.46 [3] (0:11.73)	0:36.10	+1
7	3	FASTCONI Kyle Wilson-Taylor	4	65.4 1200m	0:11.17 1200m	1:23.82 [7] (0:14.17)	1:09.65 [10] (0:11.17)	0:58.48 [10] (0:11.32)	0:47.16 [9] (0:11.54)	0:35.62 [9] (0:11.49)	0:24.13 [9] (0:11.63)	0:35.62	-2
8	9	ENTERPRISE MIA Ben Thompson	13	65.7 Overall	0:11.18 1200m	1:23.86 [8] (0:13.69)	1:10.17 [5] (0:11.18)	0:58.99 [6] (0:11.53)	0:47.46 [8] (0:11.57)	0:35.89 [8] (0:11.66)	0:24.23 [8] (0:11.83)	0:35.89	+5
9	1	LUCKY DECISION Cejay Graham	5	65.7 1000m	0:11.23 1200m	1:23.95 [9] (0:14.41)	1:09.54 [11] (0:11.23)	0:58.31 [12] (0:11.36)	0:46.95 [12] (0:11.32)	0:35.63 [12] (0:11.62)	0:24.01 [12] (0:11.57)	0:35.63	+1
10	8	WINSTON SMURFHILL Luke Tarrant	9	67.7 Overall	0:10.92 1200m	1:24.24 [10] (0:13.62)	1:10.62 [3] (0:10.92)	0:59.70 [2] (0:11.42)	0:48.28 [2] (0:11.57)	0:36.71 [3] (0:11.79)	0:24.92 [4] (0:11.95)	0:36.71	+4

Scratched: Heleva Deel (#11)

Report Created: Sat 2 September 2023 17:04 GMT (Note: Timing is based on position data)

Page 1/17

[] Ranking at each section and finish
 -:-:- No data available at this section
 NA No data available

SCN Saddle cloth number
 DNF Did not finish
 DNT Did not track

data processed by TRIPLES DATA



Eagle Farm QLD Professional
Race 9: WEDDINGS AT TATTERSALL'S BENCHMARK 78 Handicap - 1400m
02 September 2023 - 16:43



Track Rating: Good 4, Weather: Fine, Rail Position: True

Section		Overall	1200m	1000m	800m	600m	400m	Last 600m				
Field Times		1:23.20 (0:13.44)	1:09.76 (0:10.96)	0:58.80 (0:11.40)	0:47.40 (0:11.51)	0:35.89 (0:11.69)	0:24.20 (0:11.80)	0:35.89				
Rank	TAB Horse/Jockey	Barrier	Top Speed [km/h]	Fastest Section	Distance Travelled [m]							
11	12 SEA RIPPLE Damien Thornton	8	65.9 1200m	0:11.07 1200m	1:24.37 [11] (0:13.71)	1:10.66 [6] (0:11.07)	0:59.59 [5] (0:11.40)	0:48.19 [5] (0:11.54)	0:36.65 [5] (0:11.86)	0:24.79 [6] (0:11.85)	0:36.65	+3
12	2 BOLD WARRIOR Jake Molloy	6	65.3 1200m	0:11.18 1200m	1:24.56 [12] (0:13.76)	1:10.80 [7] (0:11.18)	0:59.62 [8] (0:11.44)	0:48.18 [7] (0:11.53)	0:36.65 [7] (0:11.92)	0:24.73 [11] (0:11.86)	0:36.65	+3
13	4 MATOWATAKPE Jake Bayliss	7	66.9 1200m	0:10.92 1200m	1:24.81 [13] (0:13.48)	1:11.33 [2] (0:10.92)	1:00.41 [1] (0:11.40)	0:49.01 [1] (0:11.51)	0:37.50 [1] (0:11.69)	0:25.81 [1] (0:12.04)	0:37.50	+2

Scratched: Heleva Deel (#11)

[] Ranking at each section and finish
 -:-:-:- No data available at this section
 NA No data available

SCN Saddle cloth number
 DNF Did not finish
 DNT Did not track



Eagle Farm QLD Professional
Race 9: WEDDINGS AT TATTERSALL'S BENCHMARK 78 Handicap - 1400m

02 September 2023 - 16:43



BRISBANE
RACING CLUB

Track Rating: Good 4, Weather: Fine, Rail Position: True

Section							200m			Last 600m
Field Times							0:12.40			0:35.89
							(0:12.40)			
Rank	TAB	Horse/Jockey	Barrier	Top Speed [km/h]	Fastest Section	Margin			Distance Travelled [m]	
1	10	STAR OF CHAOS	12	66.5	0:11.12	0:12.40 [1]	1:23.20		0:35.71	
		Angela Jones		Overall	1200m	(0:12.40)				
2	13	SHA OF GOMER	10	65.7	0:11.31	0:12.38 [2]	1.04L		0:35.12	
		Mark Du Plessis		400m	1200m	(0:12.38)			-4	
3	14	BEDFORD SQUARE	3	65.1	0:11.13	0:12.14 [8]	1.61L		0:35.21	
		Melea Castle		1200m	1200m	(0:12.14)			-5	
4	7	TITANIUM	14	65.4	0:11.20	0:12.21 [9]	2.16L		0:34.79	
		Jaden Lloyd		1200m	400m	(0:12.21)			-3	
5	5	HARD REYVA	1	66.3	0:11.06	0:12.46 [5]	2.36L		0:35.85	
		Bailey Wheeler		1200m	1200m	(0:12.46)			-2	
6	6	OUR MAGNUS	2	65.9	0:11.08	0:12.73 [3]	3.21L		0:36.10	
		James Orman		1200m	1200m	(0:12.73)			+1	
7	3	FASTCONI	4	65.4	0:11.17	0:12.50 [7]	3.64L		0:35.62	
		Kyle Wilson-Taylor		1200m	1200m	(0:12.50)			-2	
8	9	ENTERPRISE MIA	13	65.7	0:11.18	0:12.40 [11]	3.88L		0:35.89	
		Ben Thompson		Overall	1200m	(0:12.40)			+5	
9	1	LUCKY DECISION	5	65.7	0:11.23	0:12.44 [12]	4.42L		0:35.63	
		Cejay Graham		1000m	1200m	(0:12.44)			+1	
10	8	WINSTON SMURFHILL	9	67.7	0:10.92	0:12.97 [6]	6.09L		0:36.71	
		Luke Tarrant		Overall	1200m	(0:12.97)			+4	

Scratched: Heleva Deel (#11)

[] Ranking at each section and finish
 -:-:- No data available at this section
 NA No data available

SCN Saddle cloth number
 DNF Did not finish
 DNT Did not track



Eagle Farm QLD Professional
Race 9: WEDDINGS AT TATTERSALL'S BENCHMARK 78 Handicap -
1400m
02 September 2023 - 16:43



Track Rating: Good 4, Weather: Fine, Rail Position: True

Section				200m				Last 600m		
Field Times				0:12.40				0:35.89		
				(0:12.40)						
Rank	TAB	Horse/Jockey	Barrier	Top Speed [km/h]	Fastest Section	Margin			Distance Travelled [m]	
11	12	SEA RIPPLE	8	65.9	0:11.07	0:12.94 [10]	6.85L		0:36.65	+3
		Damien Thornton		1200m	1200m	(0:12.94)				
12	2	BOLD WARRIOR	6	65.3	0:11.18	0:12.87 [13]	8.01L		0:36.65	+3
		Jake Molloy		1200m	1200m	(0:12.87)				
13	4	MATOWATAKPE	7	66.9	0:10.92	0:13.77 [4]	9.49L		0:37.50	+2
		Jake Bayliss		1200m	1200m	(0:13.77)				

Scratched: Heleva Deel (#11)

[] Ranking at each section and finish
 -:-:-:- No data available at this section
 NA No data available

SCN Saddle cloth number
 DNF Did not finish
 DNT Did not track



Horse/Jockey Name	Star Of Chaos
Final Rank	1
Fastest Section Time (Section)	0:11.12 (1200m)
Top Speed [km/h] (Section)	66.5 (Overall)
Race State	Finished

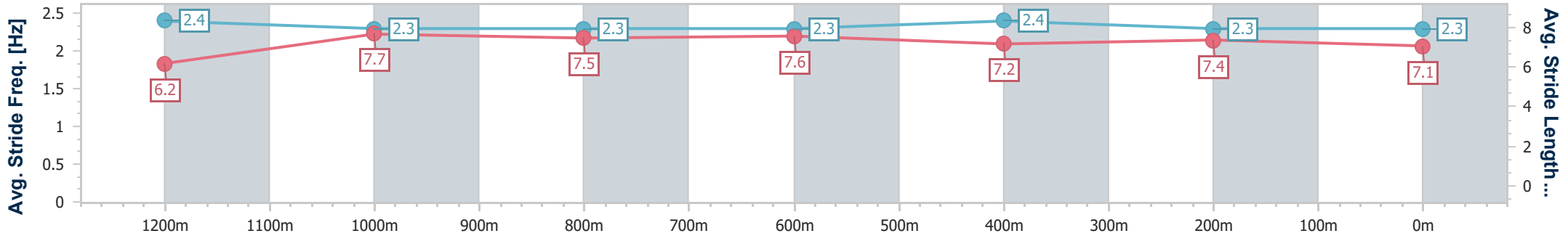
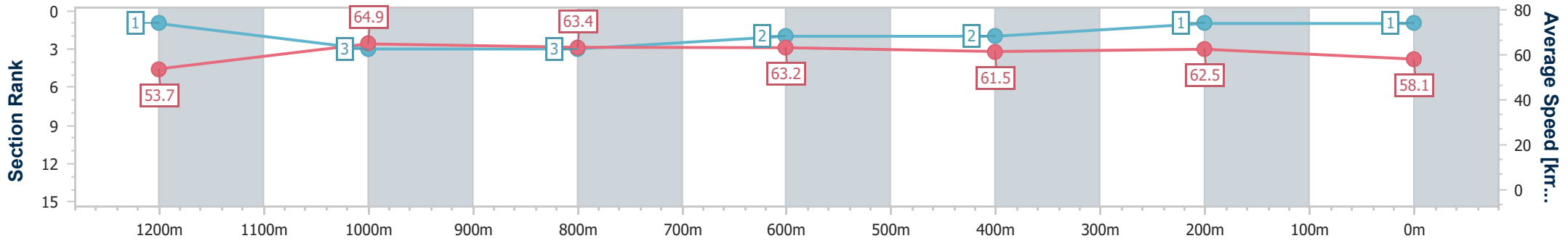


Eagle Farm QLD Professional
 Race 9: WEDDINGS AT TATTERSALL'S BENCHMARK 78
 Handicap - 1400m
 02 September 2023 - 16:43
 Track Rating: Good 4, Weather: Fine, Rail Position: True



BRISBANE
RACING CLUB

Section	Overall	1200m	1000m	800m	600m	400m	200m
Section Times	1:23.20 [1] (0:13.44)	1:09.76 [1] (0:11.12)	0:58.64 [3] (0:11.44)	0:47.20 [3] (0:11.49)	0:35.71 [2] (0:11.79)	0:23.92 [2] (0:11.52)	0:12.40 [1] (0:12.40)
Average Speed [km/h]	53.7	64.9	63.4	63.2	61.5	62.5	58.1
Top Speed [km/h]	66.5	65.9	64.9	64.1	63.8	64.0	60.4
Avg. Dist. to Rail [m]	6.4	1.8	1.8	1.2	1.5	1.6	2.2
Avg. Stride Freq. [Hz]	2.4	2.3	2.3	2.3	2.4	2.3	2.3
Avg. Stride Length [m]	6.2	7.7	7.5	7.6	7.2	7.4	7.1



- [] Ranking at each section and finish
- .-.- No data available at this section
- NA No data available



Horse/Jockey Name	Sha Of Gomer
Final Rank	2
Fastest Section Time (Section)	0:11.31 (1200m)
Top Speed [km/h] (Section)	65.7 (400m)
Race State	Finished

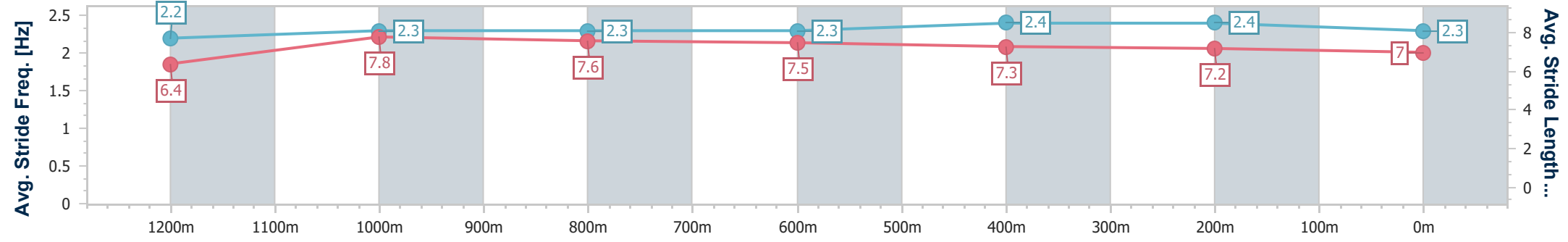
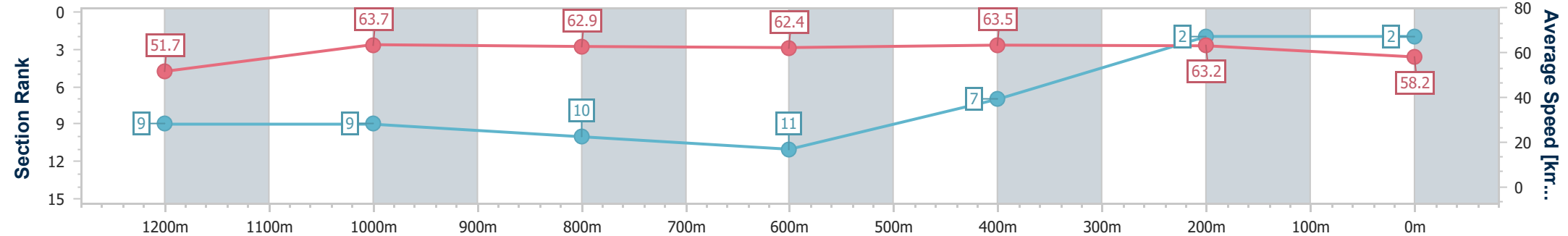


Eagle Farm QLD Professional
 Race 9: WEDDINGS AT TATTERSALL'S BENCHMARK 78
 Handicap - 1400m
 02 September 2023 - 16:43
 Track Rating: Good 4, Weather: Fine, Rail Position: True



BRISBANE
 RACING CLUB

Section	Overall	1200m	1000m	800m	600m	400m	200m
Section Times	1:23.38 [2] (0:13.96)	1:09.42 [9] (0:11.31)	0:58.11 [9] (0:11.54)	0:46.57 [10] (0:11.45)	0:35.12 [11] (0:11.33)	0:23.79 [7] (0:11.41)	0:12.38 [2] (0:12.38)
Average Speed [km/h]	51.7	63.7	62.9	62.4	63.5	63.2	58.2
Top Speed [km/h]	64.7	65.0	63.9	63.5	65.4	65.7	60.7
Avg. Dist. to Rail [m]	6.1	2.9	1.3	1.0	1.1	5.5	2.8
Avg. Stride Freq. [Hz]	2.2	2.3	2.3	2.3	2.4	2.4	2.3
Avg. Stride Length [m]	6.4	7.8	7.6	7.5	7.3	7.2	7.0



- [] Ranking at each section and finish
- .-.- No data available at this section
- NA No data available



Horse/Jockey Name	Bedford Square
Final Rank	3
Fastest Section Time (Section)	0:11.13 (1200m)
Top Speed [km/h] (Section)	65.1 (1200m)
Race State	Finished

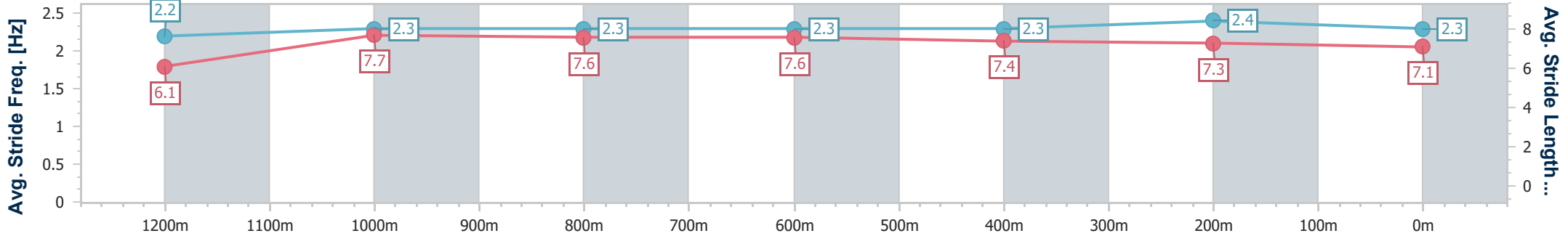
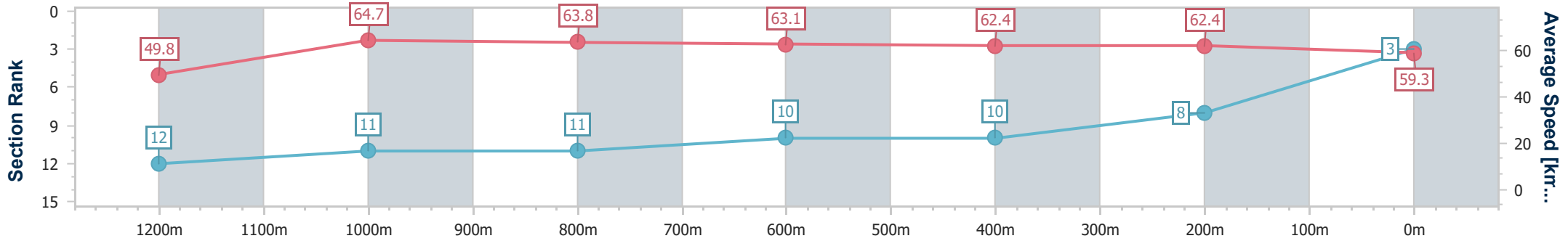


Eagle Farm QLD Professional
 Race 9: WEDDINGS AT TATTERSALL'S BENCHMARK 78
 Handicap - 1400m
 02 September 2023 - 16:43
 Track Rating: Good 4, Weather: Fine, Rail Position: True



BRISBANE
 RACING CLUB

Section	Overall	1200m	1000m	800m	600m	400m	200m
Section Times	1:23.47 [3] (0:14.47)	1:09.00 [12] (0:11.13)	0:57.87 [11] (0:11.30)	0:46.57 [11] (0:11.36)	0:35.21 [10] (0:11.55)	0:23.66 [10] (0:11.52)	0:12.14 [8] (0:12.14)
Average Speed [km/h]	49.8	64.7	63.8	63.1	62.4	62.4	59.3
Top Speed [km/h]	63.7	65.1	65.0	64.6	63.5	63.6	61.2
Avg. Dist. to Rail [m]	0.7	1.3	0.6	0.8	0.3	1.3	2.7
Avg. Stride Freq. [Hz]	2.2	2.3	2.3	2.3	2.3	2.4	2.3
Avg. Stride Length [m]	6.1	7.7	7.6	7.6	7.4	7.3	7.1



- [] Ranking at each section and finish
- .-.- No data available at this section
- NA No data available



Horse/Jockey Name	Titanium
Final Rank	4
Fastest Section Time (Section)	0:11.20 (400m)
Top Speed [km/h] (Section)	65.4 (1200m)
Race State	Finished

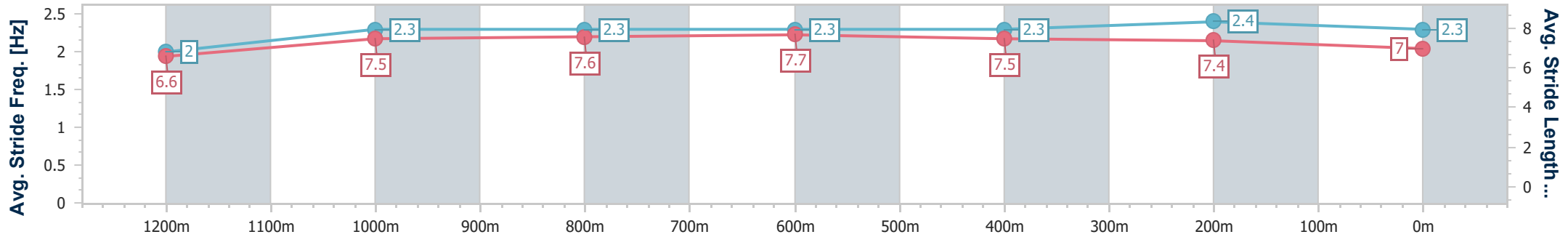
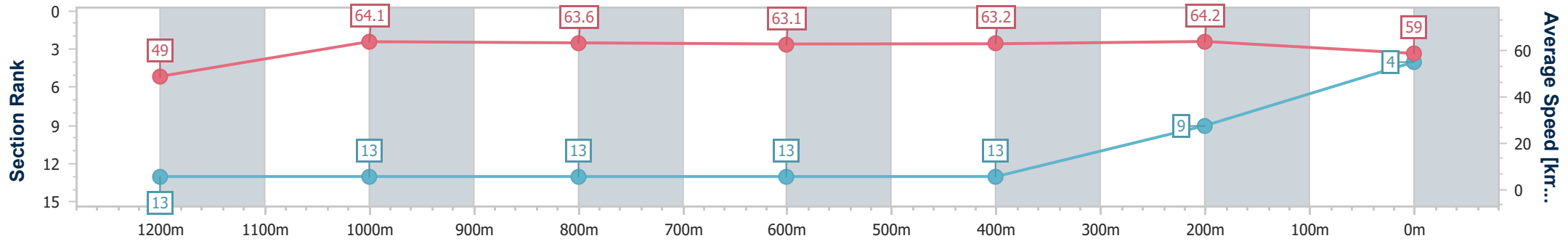


Eagle Farm QLD Professional
 Race 9: WEDDINGS AT TATTERSALL'S BENCHMARK 78
 Handicap - 1400m
 02 September 2023 - 16:43
 Track Rating: Good 4, Weather: Fine, Rail Position: True



BRISBANE
 RACING CLUB

Section	Overall	1200m	1000m	800m	600m	400m	200m
Section Times	1:23.57 [4] (0:14.73)	1:08.84 [13] (0:11.24)	0:57.60 [13] (0:11.37)	0:46.23 [13] (0:11.44)	0:34.79 [13] (0:11.38)	0:23.41 [13] (0:11.20)	0:12.21 [9] (0:12.21)
Average Speed [km/h]	49.0	64.1	63.6	63.1	63.2	64.2	59.0
Top Speed [km/h]	63.5	65.4	64.9	65.4	64.8	65.0	62.2
Avg. Dist. to Rail [m]	3.9	1.9	1.1	0.5	0.4	0.6	1.6
Avg. Stride Freq. [Hz]	2.0	2.3	2.3	2.3	2.3	2.4	2.3
Avg. Stride Length [m]	6.6	7.5	7.6	7.7	7.5	7.4	7.0



- [] Ranking at each section and finish
- .-.- No data available at this section
- NA No data available



Horse/Jockey Name	Hard Reyva
Final Rank	5
Fastest Section Time (Section)	0:11.06 (1200m)
Top Speed [km/h] (Section)	66.3 (1200m)
Race State	Finished

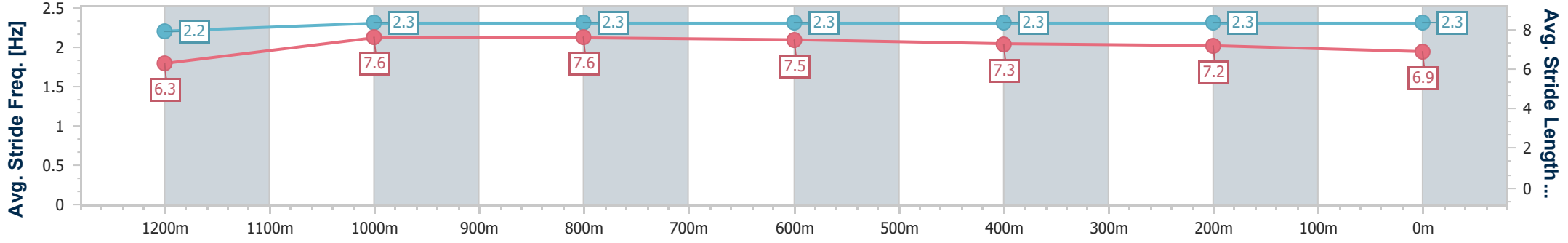
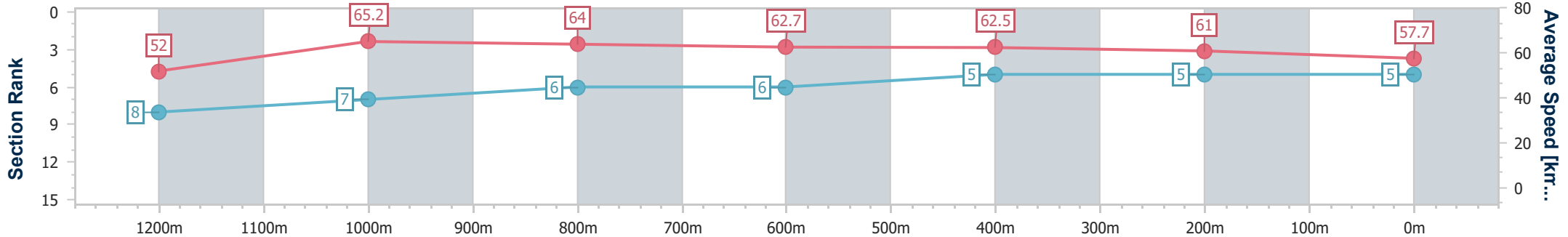


Eagle Farm QLD Professional
 Race 9: WEDDINGS AT TATTERSALL'S BENCHMARK 78
 Handicap - 1400m
 02 September 2023 - 16:43
 Track Rating: Good 4, Weather: Fine, Rail Position: True



BRISBANE
 RACING CLUB

Section	Overall	1200m	1000m	800m	600m	400m	200m
Section Times	1:23.60 [5] (0:13.86)	1:09.74 [8] (0:11.06)	0:58.68 [7] (0:11.31)	0:47.37 [6] (0:11.52)	0:35.85 [6] (0:11.60)	0:24.25 [5] (0:11.79)	0:12.46 [5] (0:12.46)
Average Speed [km/h]	52.0	65.2	64.0	62.7	62.5	61.0	57.7
Top Speed [km/h]	64.9	66.3	64.7	63.2	63.9	62.7	60.0
Avg. Dist. to Rail [m]	1.3	2.0	1.1	0.6	1.0	1.1	0.4
Avg. Stride Freq. [Hz]	2.2	2.3	2.3	2.3	2.3	2.3	2.3
Avg. Stride Length [m]	6.3	7.6	7.6	7.5	7.3	7.2	6.9



- [] Ranking at each section and finish
- .-.- No data available at this section
- NA No data available



Horse/Jockey Name	Our Magnus
Final Rank	6
Fastest Section Time (Section)	0:11.08 (1200m)
Top Speed [km/h] (Section)	65.9 (1200m)
Race State	Finished

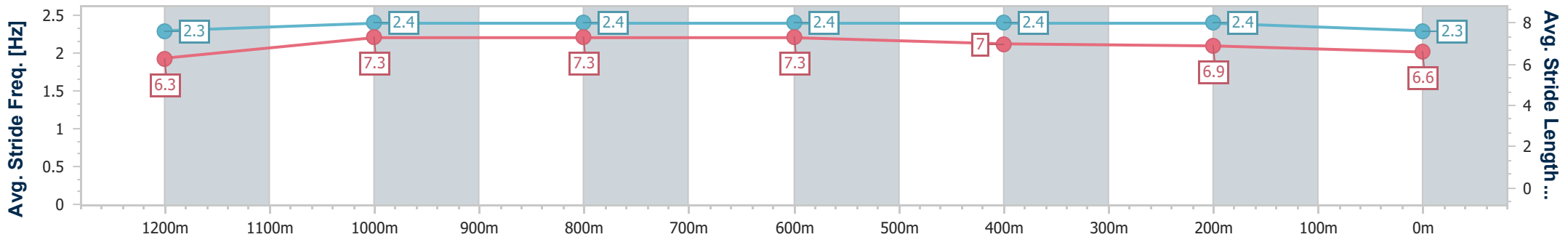
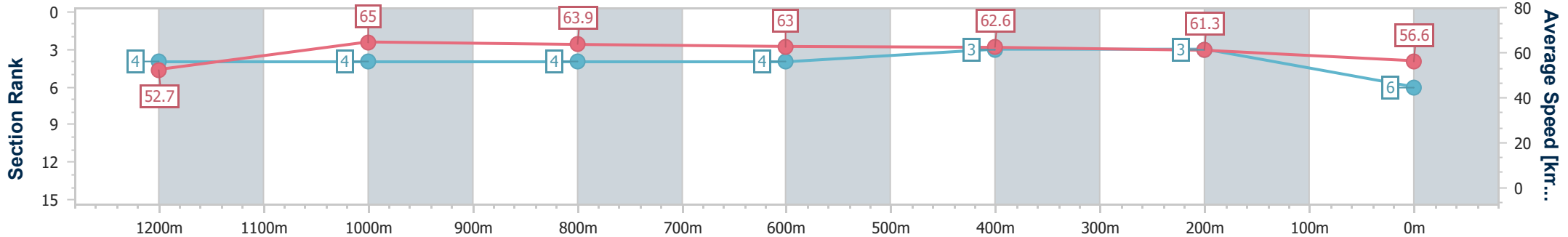


Eagle Farm QLD Professional
 Race 9: WEDDINGS AT TATTERSALL'S BENCHMARK 78
 Handicap - 1400m
 02 September 2023 - 16:43
 Track Rating: Good 4, Weather: Fine, Rail Position: True



BRISBANE
 RACING CLUB

Section	Overall	1200m	1000m	800m	600m	400m	200m
Section Times	1:23.75 [6] (0:13.67)	1:10.08 [4] (0:11.08)	0:59.00 [4] (0:11.39)	0:47.61 [4] (0:11.51)	0:36.10 [4] (0:11.64)	0:24.46 [3] (0:11.73)	0:12.73 [3] (0:12.73)
Average Speed [km/h]	52.7	65.0	63.9	63.0	62.6	61.3	56.6
Top Speed [km/h]	64.0	65.9	64.6	64.4	63.5	64.6	60.1
Avg. Dist. to Rail [m]	1.0	2.0	2.0	1.5	2.6	4.2	2.1
Avg. Stride Freq. [Hz]	2.3	2.4	2.4	2.4	2.4	2.4	2.3
Avg. Stride Length [m]	6.3	7.3	7.3	7.3	7.0	6.9	6.6



- [] Ranking at each section and finish
- .-.- No data available at this section
- NA No data available



Horse/Jockey Name	Fastconi
Final Rank	7
Fastest Section Time (Section)	0:11.17 (1200m)
Top Speed [km/h] (Section)	65.4 (1200m)
Race State	Finished

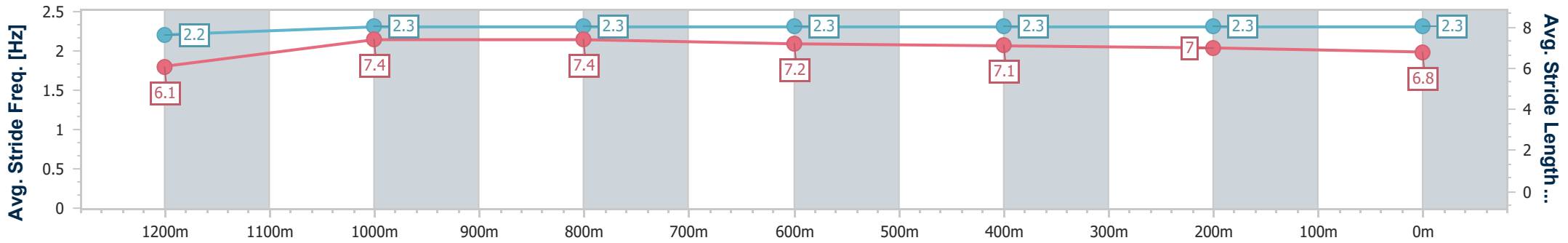
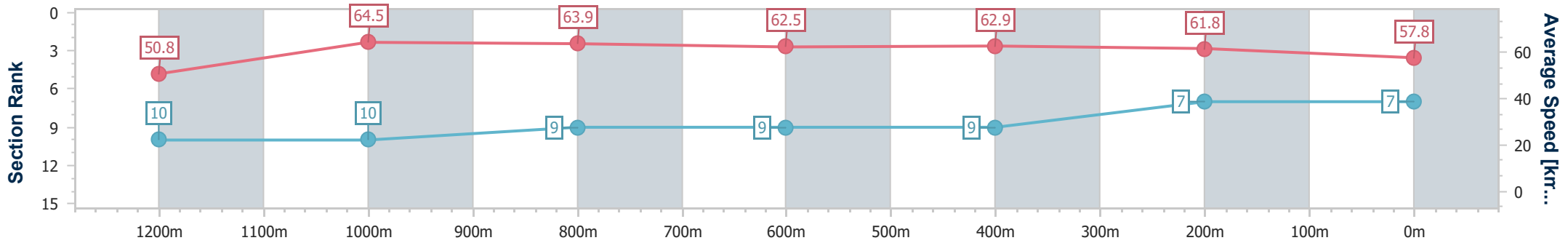


Eagle Farm QLD Professional
 Race 9: WEDDINGS AT TATTERSALL'S BENCHMARK 78
 Handicap - 1400m
 02 September 2023 - 16:43
 Track Rating: Good 4, Weather: Fine, Rail Position: True



BRISBANE
 RACING CLUB

Section	Overall	1200m	1000m	800m	600m	400m	200m
Section Times	1:23.82 [7] (0:14.17)	1:09.65 [10] (0:11.17)	0:58.48 [10] (0:11.32)	0:47.16 [9] (0:11.54)	0:35.62 [9] (0:11.49)	0:24.13 [9] (0:11.63)	0:12.50 [7] (0:12.50)
Average Speed [km/h]	50.8	64.5	63.9	62.5	62.9	61.8	57.8
Top Speed [km/h]	63.5	65.4	65.0	64.0	63.1	63.3	59.7
Avg. Dist. to Rail [m]	1.6	2.0	1.0	0.5	0.6	2.9	3.5
Avg. Stride Freq. [Hz]	2.2	2.3	2.3	2.3	2.3	2.3	2.3
Avg. Stride Length [m]	6.1	7.4	7.4	7.2	7.1	7.0	6.8



- [] Ranking at each section and finish
- .-.- No data available at this section
- NA No data available



Horse/Jockey Name	Enterprise Mia
Final Rank	8
Fastest Section Time (Section)	0:11.18 (1200m)
Top Speed [km/h] (Section)	65.7 (Overall)
Race State	Finished

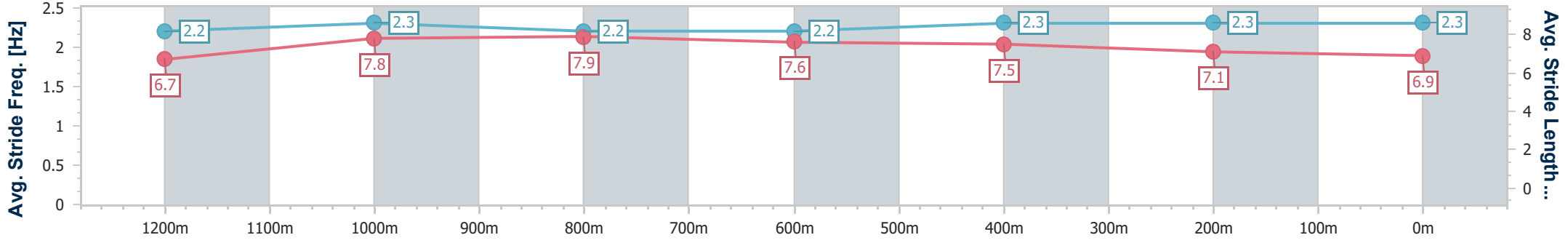
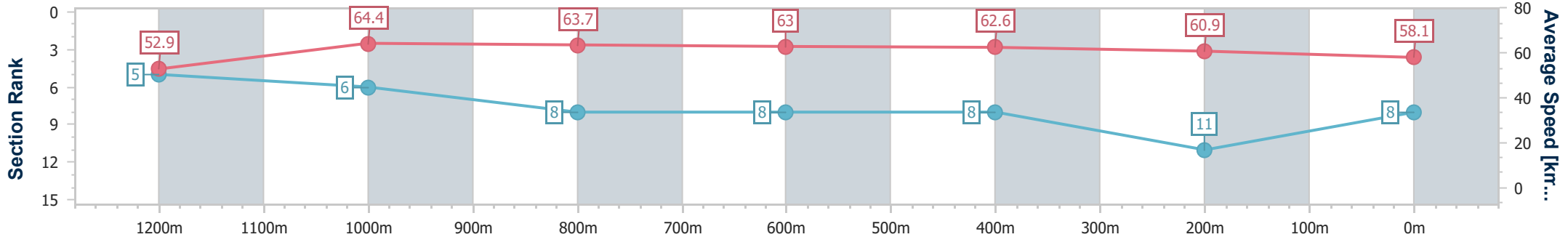


Eagle Farm QLD Professional
 Race 9: WEDDINGS AT TATTERSALL'S BENCHMARK 78
 Handicap - 1400m
 02 September 2023 - 16:43
 Track Rating: Good 4, Weather: Fine, Rail Position: True



BRISBANE
RACING CLUB

Section	Overall	1200m	1000m	800m	600m	400m	200m
Section Times	1:23.86 [8] (0:13.69)	1:10.17 [5] (0:11.18)	0:58.99 [6] (0:11.53)	0:47.46 [8] (0:11.57)	0:35.89 [8] (0:11.66)	0:24.23 [8] (0:11.83)	0:12.40 [11] (0:12.40)
Average Speed [km/h]	52.9	64.4	63.7	63.0	62.6	60.9	58.1
Top Speed [km/h]	65.7	65.2	64.4	63.7	63.6	63.5	60.8
Avg. Dist. to Rail [m]	7.9	5.2	3.6	2.6	2.8	6.3	6.5
Avg. Stride Freq. [Hz]	2.2	2.3	2.2	2.2	2.3	2.3	2.3
Avg. Stride Length [m]	6.7	7.8	7.9	7.6	7.5	7.1	6.9



- [] Ranking at each section and finish
- .-.- No data available at this section
- NA No data available



Horse/Jockey Name	Lucky Decision
Final Rank	9
Fastest Section Time (Section)	0:11.23 (1200m)
Top Speed [km/h] (Section)	65.7 (1000m)
Race State	Finished

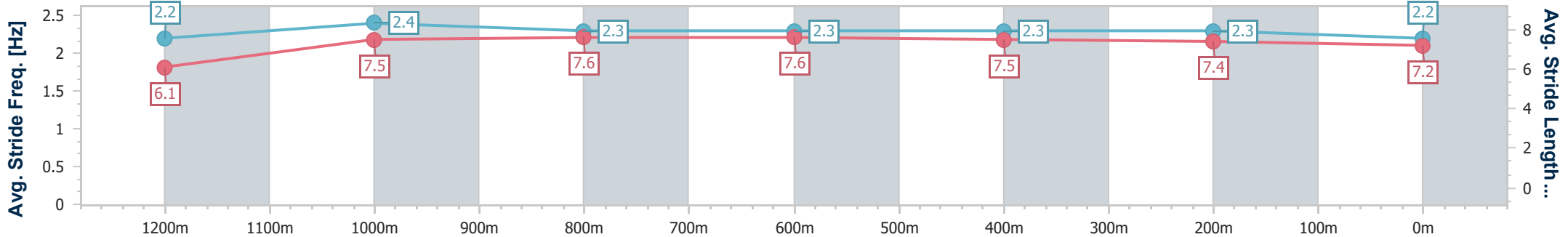
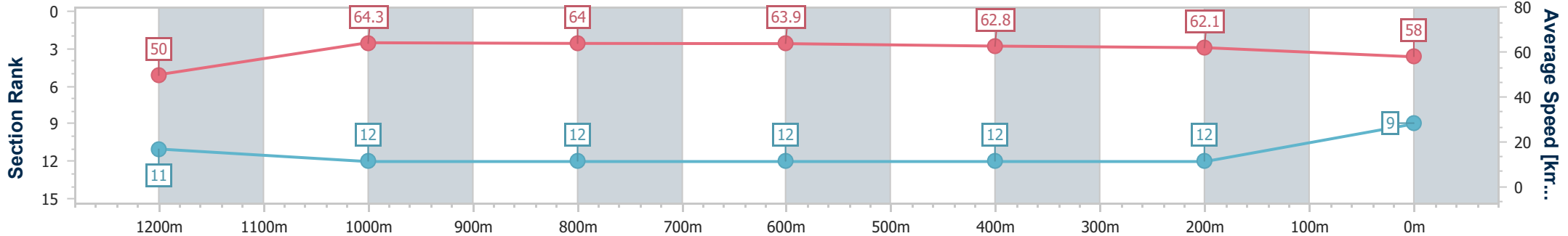


Eagle Farm QLD Professional
 Race 9: WEDDINGS AT TATTERSALL'S BENCHMARK 78
 Handicap - 1400m
 02 September 2023 - 16:43
 Track Rating: Good 4, Weather: Fine, Rail Position: True



BRISBANE
 RACING CLUB

Section	Overall	1200m	1000m	800m	600m	400m	200m
Section Times	1:23.95 [9] (0:14.41)	1:09.54 [11] (0:11.23)	0:58.31 [12] (0:11.36)	0:46.95 [12] (0:11.32)	0:35.63 [12] (0:11.62)	0:24.01 [12] (0:11.57)	0:12.44 [12] (0:12.44)
Average Speed [km/h]	50.0	64.3	64.0	63.9	62.8	62.1	58.0
Top Speed [km/h]	62.4	64.8	65.7	65.6	63.9	63.2	60.8
Avg. Dist. to Rail [m]	2.3	3.5	2.2	0.8	2.8	7.3	7.7
Avg. Stride Freq. [Hz]	2.2	2.4	2.3	2.3	2.3	2.3	2.2
Avg. Stride Length [m]	6.1	7.5	7.6	7.6	7.5	7.4	7.2



- [] Ranking at each section and finish
- .-.- No data available at this section
- NA No data available



Horse/Jockey Name	Winston Smurfhill
Final Rank	10
Fastest Section Time (Section)	0:10.92 (1200m)
Top Speed [km/h] (Section)	67.7 (Overall)
Race State	Finished

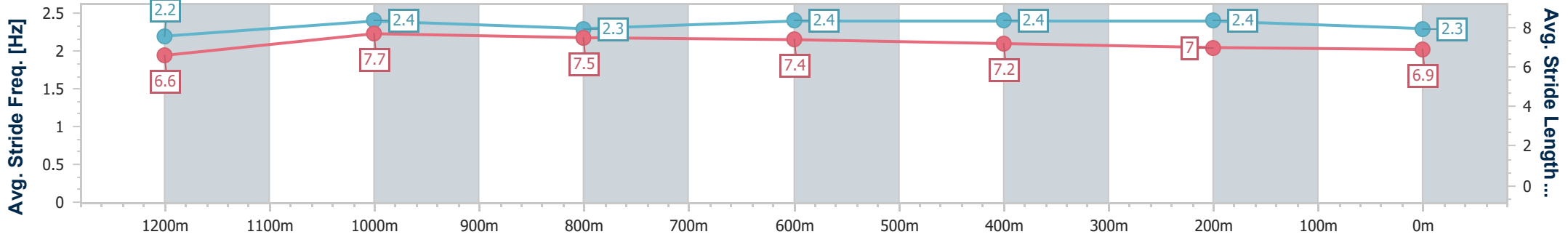
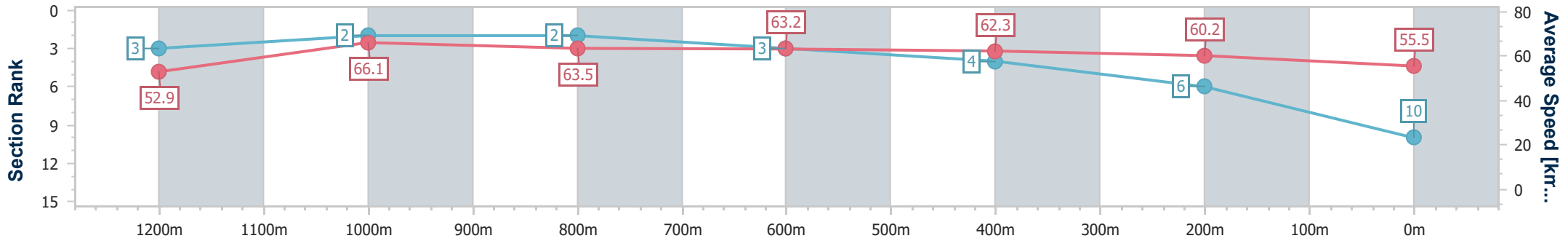


Eagle Farm QLD Professional
 Race 9: WEDDINGS AT TATTERSALL'S BENCHMARK 78
 Handicap - 1400m
 02 September 2023 - 16:43
 Track Rating: Good 4, Weather: Fine, Rail Position: True



BRISBANE
 RACING CLUB

Section	Overall	1200m	1000m	800m	600m	400m	200m
Section Times	1:24.24 [10] (0:13.62)	1:10.62 [3] (0:10.92)	0:59.70 [2] (0:11.42)	0:48.28 [2] (0:11.57)	0:36.71 [3] (0:11.79)	0:24.92 [4] (0:11.95)	0:12.97 [6] (0:12.97)
Average Speed [km/h]	52.9	66.1	63.5	63.2	62.3	60.2	55.5
Top Speed [km/h]	67.7	67.6	64.5	64.3	63.1	63.0	58.9
Avg. Dist. to Rail [m]	5.0	2.8	1.5	3.1	3.9	4.7	3.6
Avg. Stride Freq. [Hz]	2.2	2.4	2.3	2.4	2.4	2.4	2.3
Avg. Stride Length [m]	6.6	7.7	7.5	7.4	7.2	7.0	6.9



- [] Ranking at each section and finish
- .-.- No data available at this section
- NA No data available



Horse/Jockey Name	Sea Ripple
Final Rank	11
Fastest Section Time (Section)	0:11.07 (1200m)
Top Speed [km/h] (Section)	65.9 (1200m)
Race State	Finished

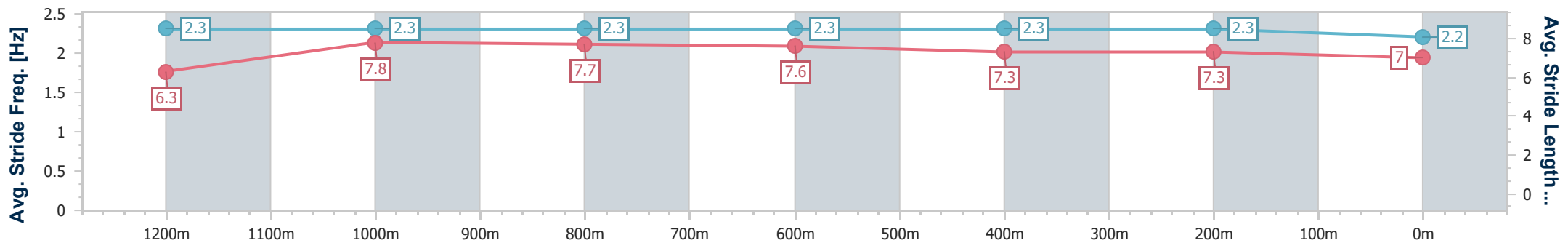
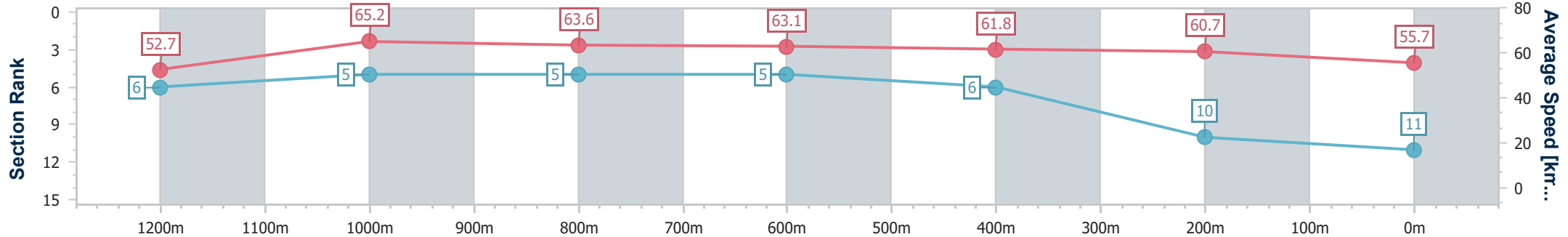


Eagle Farm QLD Professional
 Race 9: WEDDINGS AT TATTERSALL'S BENCHMARK 78
 Handicap - 1400m
 02 September 2023 - 16:43
 Track Rating: Good 4, Weather: Fine, Rail Position: True



BRISBANE
 RACING CLUB

Section	Overall	1200m	1000m	800m	600m	400m	200m
Section Times	1:24.37 [11] (0:13.71)	1:10.66 [6] (0:11.07)	0:59.59 [5] (0:11.40)	0:48.19 [5] (0:11.54)	0:36.65 [5] (0:11.86)	0:24.79 [6] (0:11.85)	0:12.94 [10] (0:12.94)
Average Speed [km/h]	52.7	65.2	63.6	63.1	61.8	60.7	55.7
Top Speed [km/h]	65.8	65.9	63.8	63.8	62.6	62.5	58.9
Avg. Dist. to Rail [m]	4.0	2.9	1.7	2.2	3.3	4.4	3.3
Avg. Stride Freq. [Hz]	2.3	2.3	2.3	2.3	2.3	2.3	2.2
Avg. Stride Length [m]	6.3	7.8	7.7	7.6	7.3	7.3	7.0



- [] Ranking at each section and finish
- .-.- No data available at this section
- NA No data available



Horse/Jockey Name	Bold Warrior
Final Rank	12
Fastest Section Time (Section)	0:11.18 (1200m)
Top Speed [km/h] (Section)	65.3 (1200m)
Race State	Finished

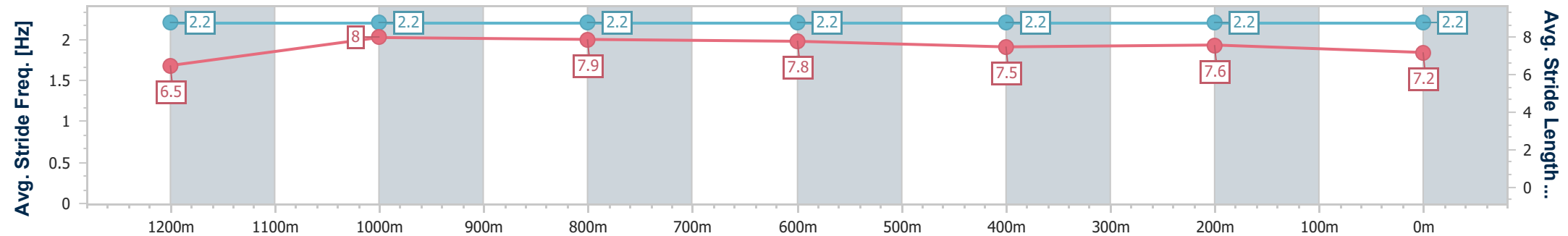
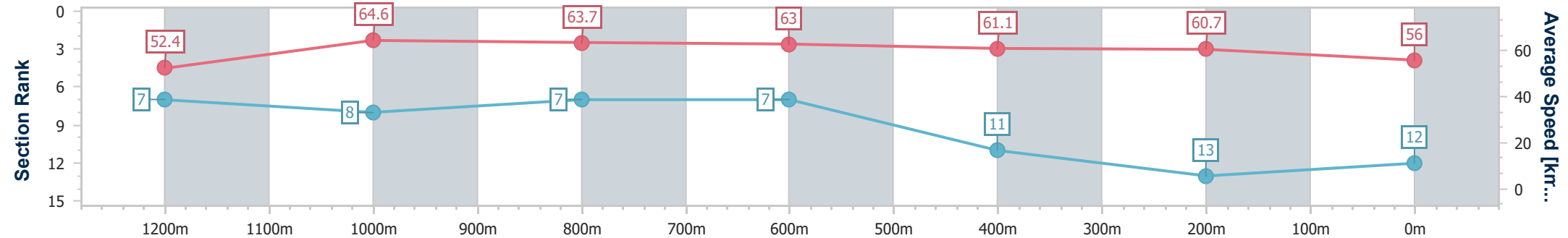


Eagle Farm QLD Professional
 Race 9: WEDDINGS AT TATTERSALL'S BENCHMARK 78
 Handicap - 1400m
 02 September 2023 - 16:43
 Track Rating: Good 4, Weather: Fine, Rail Position: True



BRISBANE
RACING CLUB

Section	Overall	1200m	1000m	800m	600m	400m	200m
Section Times	1:24.56 [12] (0:13.76)	1:10.80 [7] (0:11.18)	0:59.62 [8] (0:11.44)	0:48.18 [7] (0:11.53)	0:36.65 [7] (0:11.92)	0:24.73 [11] (0:11.86)	0:12.87 [13] (0:12.87)
Average Speed [km/h]	52.4	64.6	63.7	63.0	61.1	60.7	56.0
Top Speed [km/h]	64.4	65.3	64.4	64.3	61.5	61.6	59.1
Avg. Dist. to Rail [m]	2.6	2.9	2.6	1.9	2.6	5.4	6.7
Avg. Stride Freq. [Hz]	2.2	2.2	2.2	2.2	2.2	2.2	2.2
Avg. Stride Length [m]	6.5	8.0	7.9	7.8	7.5	7.6	7.2



- [] Ranking at each section and finish
- .-.- No data available at this section
- NA No data available



Horse/Jockey Name	Matowatakpe
Final Rank	13
Fastest Section Time (Section)	0:10.92 (1200m)
Top Speed [km/h] (Section)	66.9 (1200m)
Race State	Finished

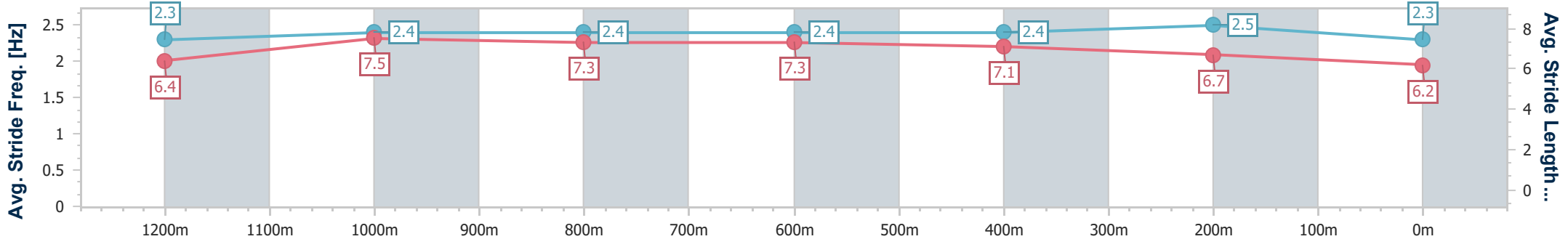
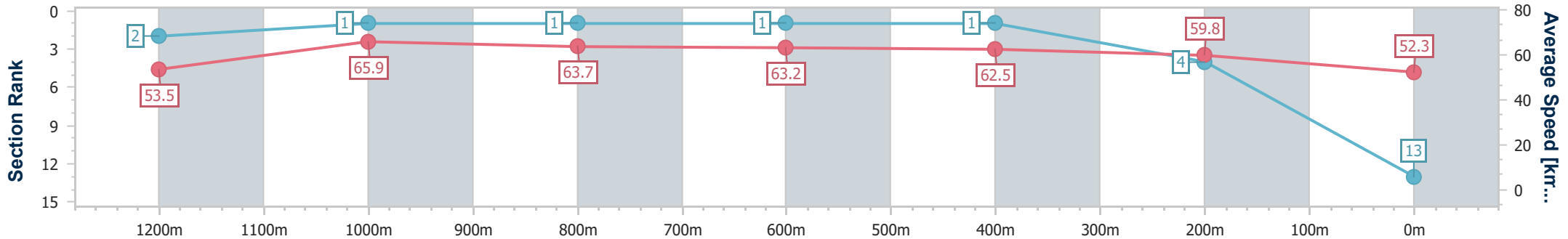


Eagle Farm QLD Professional
 Race 9: WEDDINGS AT TATTERSALL'S BENCHMARK 78
 Handicap - 1400m
 02 September 2023 - 16:43
 Track Rating: Good 4, Weather: Fine, Rail Position: True



BRISBANE
 RACING CLUB

Section	Overall	1200m	1000m	800m	600m	400m	200m
Section Times	1:24.81 [13] (0:13.48)	1:11.33 [2] (0:10.92)	1:00.41 [1] (0:11.40)	0:49.01 [1] (0:11.51)	0:37.50 [1] (0:11.69)	0:25.81 [1] (0:12.04)	0:13.77 [4] (0:13.77)
Average Speed [km/h]	53.5	65.9	63.7	63.2	62.5	59.8	52.3
Top Speed [km/h]	64.9	66.9	63.8	63.7	63.9	62.2	57.6
Avg. Dist. to Rail [m]	3.1	2.0	1.2	2.2	3.0	2.6	1.0
Avg. Stride Freq. [Hz]	2.3	2.4	2.4	2.4	2.4	2.5	2.3
Avg. Stride Length [m]	6.4	7.5	7.3	7.3	7.1	6.7	6.2



- [] Ranking at each section and finish
- .-.- No data available at this section
- NA No data available