



Doomben QLD Professional

Race 8: XXXX GOLD Class 1 Plate - 1200m

30 August 2023 - 16:42



BRISBANE
RACING CLUB

Track Rating: Good 4, Weather: Fine, Rail Position: +10m Entire Course

Section		Field Times										Last 600m	
		Overall	1000m	800m	600m	400m	200m						0:35.17
		1:09.56 (0:12.92)	0:56.64 (0:10.42)	0:46.22 (0:11.05)	0:35.17 (0:11.37)	0:23.80 (0:11.61)	0:12.19 (0:12.19)						
Rank	TAB Horse/Jockey	Barrier	Top Speed [km/h]	Fastest Section								Margin	Distance Travelled [m]
1	11 OUTLAWED Ben Thompson	18	68.6 1000m	0:10.73 1000m	1:09.56 [1] (0:13.34)	0:56.22 [7] (0:10.73)	0:45.49 [6] (0:11.36)	0:34.13 [6] (0:11.40)	0:22.73 [5] (0:10.89)	0:11.84 [3] (0:11.84)	1:09.56	0:34.13	
2	17 KWIK AZ HELL Jake Bayliss	5	69.0 1000m	0:10.83 1000m	1:10.02 [2] (0:12.98)	0:57.04 [2] (0:10.83)	0:46.21 [3] (0:11.23)	0:34.98 [3] (0:11.45)	0:23.53 [3] (0:11.28)	0:12.25 [4] (0:12.25)	2.7L	0:34.98	-2
3	7 THANKFUL HEART Damien Thornton	12	71.0 1000m	0:10.42 1000m	1:10.07 [3] (0:12.92)	0:57.15 [1] (0:10.42)	0:46.73 [1] (0:11.05)	0:35.68 [1] (0:11.37)	0:24.31 [1] (0:11.61)	0:12.70 [1] (0:12.70)	3.02L	0:35.68	+2
4	15 WISH I HAD James Orman	2	68.5 Overall	0:10.84 1000m	1:10.33 [4] (0:13.44)	0:56.89 [8] (0:10.84)	0:46.05 [8] (0:11.58)	0:34.47 [9] (0:11.51)	0:22.96 [9] (0:10.92)	0:12.04 [8] (0:12.04)	4.54L	0:34.47	+2
5	5 OUR RED PLANET Kyle Wilson-Taylor	8	69.8 1000m	0:10.67 1000m	1:10.37 [5] (0:13.79)	0:56.58 [10] (0:10.67)	0:45.91 [9] (0:11.37)	0:34.54 [8] (0:11.48)	0:23.06 [8] (0:10.95)	0:12.11 [7] (0:12.11)	4.8L	0:34.54	+5
6	14 IN BARCELONA Jaden Lloyd	3	69.6 Overall	0:10.79 1000m	1:10.40 [6] (0:13.07)	0:57.33 [5] (0:10.79)	0:46.54 [5] (0:11.50)	0:35.04 [5] (0:11.49)	0:23.55 [6] (0:11.19)	0:12.36 [5] (0:12.36)	4.94L	0:35.04	+5
7	18 BEAU WITNESS Angela Jones	13	67.8 1000m	0:10.94 1000m	1:10.54 [7] (0:13.99)	0:56.55 [11] (0:10.94)	0:45.61 [11] (0:11.39)	0:34.22 [11] (0:11.20)	0:23.02 [11] (0:11.15)	0:11.87 [11] (0:11.87)	5.8L	0:34.22	+2
8	10 MILIARENSE Cejay Graham	16	70.9 1000m	0:10.56 1000m	1:10.55 [8] (0:12.99)	0:57.56 [4] (0:10.56)	0:47.00 [2] (0:11.21)	0:35.79 [2] (0:11.34)	0:24.45 [2] (0:11.61)	0:12.84 [2] (0:12.84)	5.84L	0:35.79	+3
9	1 BASSAC LANE Michael Cahill	4	67.8 800m	0:10.89 1000m	1:10.55 [9] (0:13.75)	0:56.80 [9] (0:10.89)	0:45.91 [10] (0:11.26)	0:34.65 [10] (0:11.53)	0:23.12 [10] (0:11.20)	0:11.92 [10] (0:11.92)	5.85L	0:34.65	+8
10	6 PARUES Kirk Matheson	1	68.7 1000m	0:10.90 1000m	1:10.81 [10] (0:13.18)	0:57.63 [6] (0:10.90)	0:46.73 [7] (0:11.48)	0:35.25 [7] (0:11.57)	0:23.68 [7] (0:11.47)	0:12.21 [9] (0:12.21)	7.34L	0:35.25	+0

Scratched: Boom Court (#2), Caesaris (#8), Spill The Secret (#16), Inquest (#3), Rock Together (#12), Tokyo Sins (#19), Midnight Drifter (#4), Sooblond (#13)



Doomben QLD Professional
Race 8: XXXX GOLD Class 1 Plate - 1200m
30 August 2023 - 16:42



BRISBANE
RACING CLUB

Track Rating: Good 4, Weather: Fine, Rail Position: +10m Entire Course

Section		Overall	1000m	800m	600m	400m	200m	Last 600m					
Field Times		1:09.56 (0:12.92)	0:56.64 (0:10.42)	0:46.22 (0:11.05)	0:35.17 (0:11.37)	0:23.80 (0:11.61)	0:12.19 (0:12.19)	0:35.17					
Rank	TAB Horse/Jockey	Barrier	Top Speed [km/h]	Fastest Section									
11	9 LATIN JAZZ	11	70.7	0:10.82	1:11.05 [11]	0:58.06 [3]	0:47.24 [4]	0:35.95 [4]	0:24.46 [4]	0:12.87 [6]	8.76L	0:35.95	+3
	Bailey Wheeler		Overall	1000m	(0:12.99)	(0:10.82)	(0:11.29)	(0:11.49)	(0:11.59)	(0:12.87)			

Scratched: Boom Court (#2), Caesaris (#8), Spill The Secret (#16), Inquest (#3), Rock Together (#12), Tokyo Sins (#19), Midnight Drifter (#4), Sooblond (#13)

[] Ranking at each section and finish
 -:-:- No data available at this section
 NA No data available

SCN Saddle cloth number
 DNF Did not finish
 DNT Did not track



Horse/Jockey Name	Outlawed
Final Rank	1
Fastest Section Time (Section)	0:10.73 (1000m)
Top Speed [km/h] (Section)	68.6 (1000m)
Race State	Finished



Doomben QLD Professional

Race 8: XXXX GOLD Class 1 Plate - 1200m

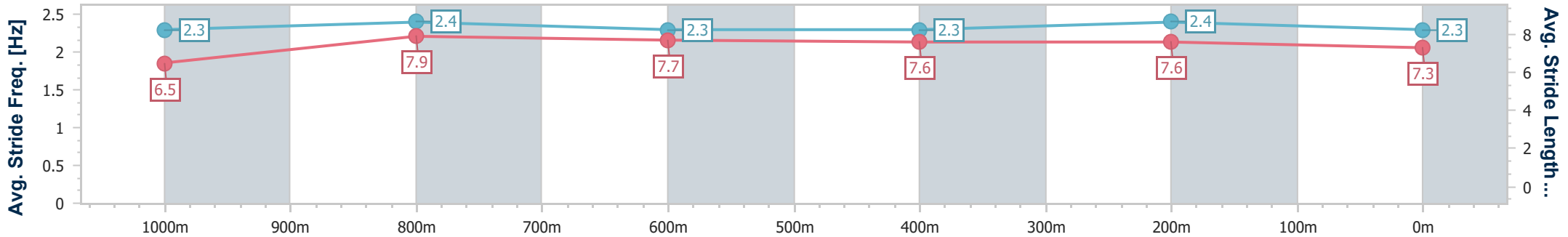
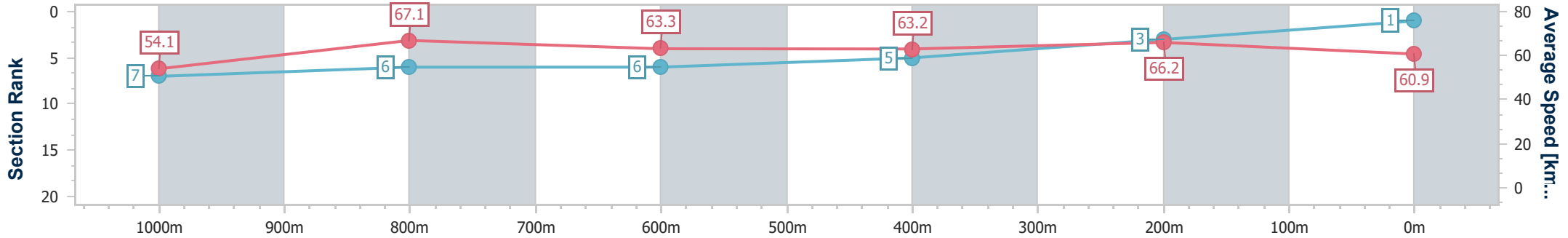
30 August 2023 - 16:42

Track Rating: Good 4, Weather: Fine, Rail Position: +10m Entire Course



BRISBANE RACING CLUB

Section	Overall	1000m	800m	600m	400m	200m
Section Times	1:09.56 [1] (0:13.34)	0:56.22 [7] (0:10.73)	0:45.49 [6] (0:11.36)	0:34.13 [6] (0:11.40)	0:22.73 [5] (0:10.89)	0:11.84 [3] (0:11.84)
Average Speed [km/h]	54.1	67.1	63.3	63.2	66.2	60.9
Top Speed [km/h]	67.3	68.6	64.5	65.3	68.2	64.9
Avg. Dist. to Rail [m]	7.7	0.6	0.5	0.3	2.3	4.4
Avg. Stride Freq. [Hz]	2.3	2.4	2.3	2.3	2.4	2.3
Avg. Stride Length [m]	6.5	7.9	7.7	7.6	7.6	7.3



- [] Ranking at each section and finish
- .-.- No data available at this section
- NA No data available



Horse/Jockey Name	Kwik Az Hell
Final Rank	2
Fastest Section Time (Section)	0:10.83 (1000m)
Top Speed [km/h] (Section)	69.0 (1000m)
Race State	Finished

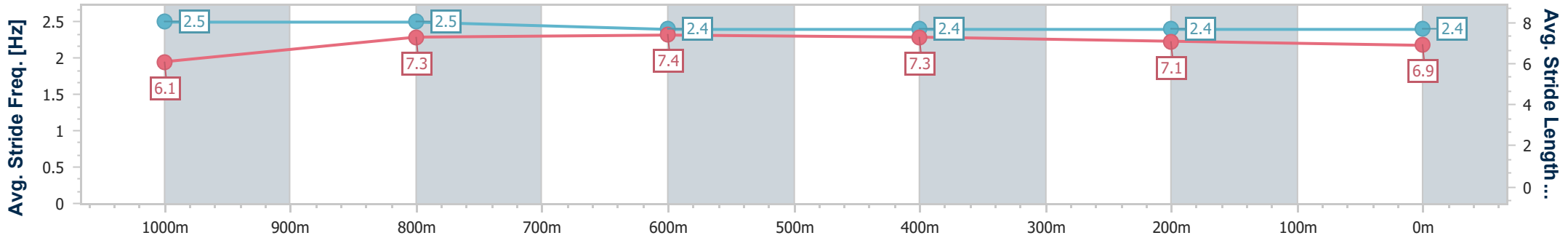
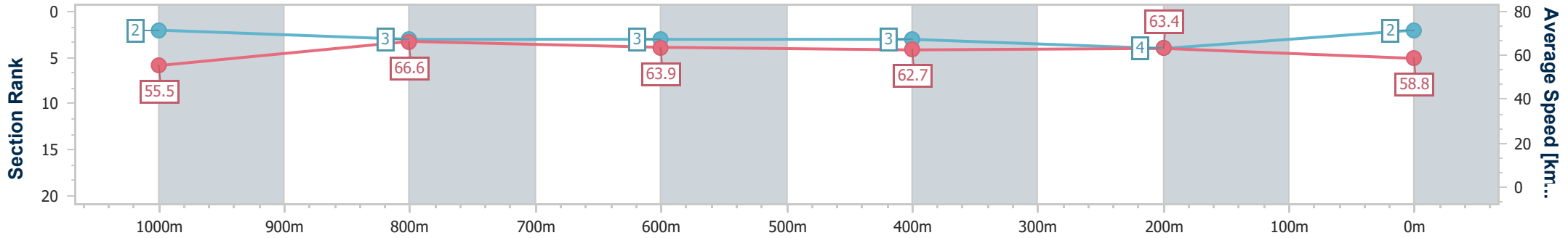


Doomben QLD Professional
Race 8: XXXX GOLD Class 1 Plate - 1200m
30 August 2023 - 16:42
Track Rating: Good 4, Weather: Fine, Rail Position: +10m Entire Course



BRISBANE
RACING CLUB

Section	Overall	1000m	800m	600m	400m	200m
Section Times	1:10.02 [2] (0:12.98)	0:57.04 [2] (0:10.83)	0:46.21 [3] (0:11.23)	0:34.98 [3] (0:11.45)	0:23.53 [3] (0:11.28)	0:12.25 [4] (0:12.25)
Average Speed [km/h]	55.5	66.6	63.9	62.7	63.4	58.8
Top Speed [km/h]	68.1	69.0	64.8	64.3	65.4	62.5
Avg. Dist. to Rail [m]	2.4	0.3	0.3	1.0	1.9	2.0
Avg. Stride Freq. [Hz]	2.5	2.5	2.4	2.4	2.4	2.4
Avg. Stride Length [m]	6.1	7.3	7.4	7.3	7.1	6.9



- [] Ranking at each section and finish
- .-.- No data available at this section
- NA No data available



Horse/Jockey Name	Thankful Heart
Final Rank	3
Fastest Section Time (Section)	0:10.42 (1000m)
Top Speed [km/h] (Section)	71.0 (1000m)
Race State	Finished



Doomben QLD Professional

Race 8: XXXX GOLD Class 1 Plate - 1200m

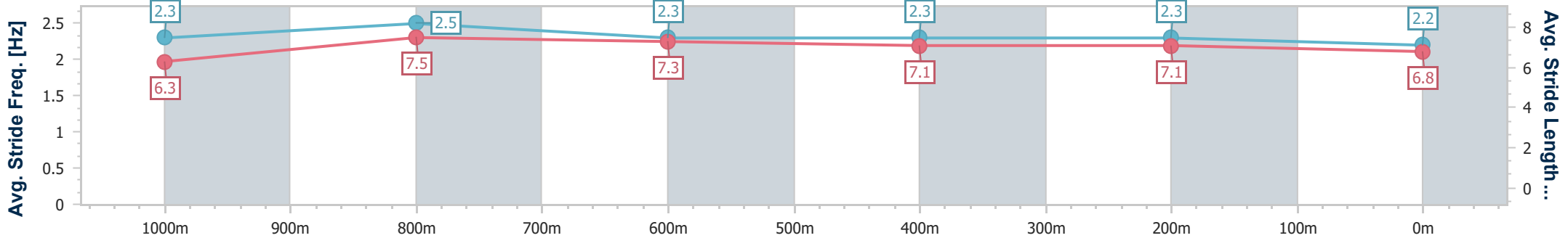
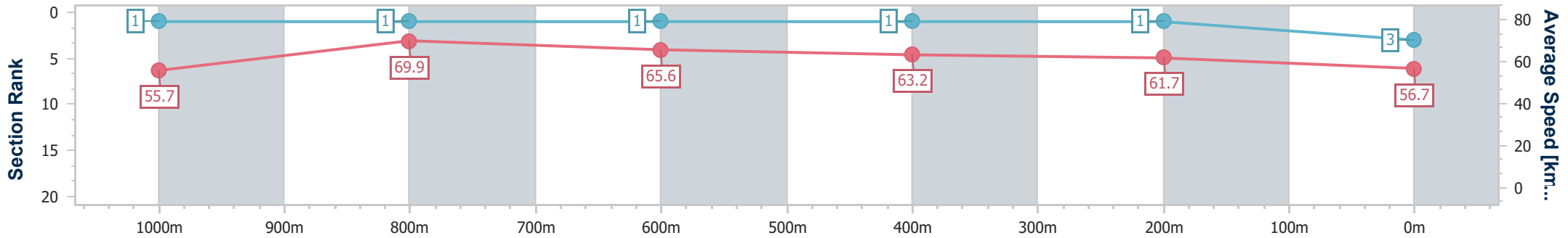
30 August 2023 - 16:42

Track Rating: Good 4, Weather: Fine, Rail Position: +10m Entire Course



BRISBANE RACING CLUB

Section	Overall	1000m	800m	600m	400m	200m
Section Times	1:10.07 [3] (0:12.92)	0:57.15 [1] (0:10.42)	0:46.73 [1] (0:11.05)	0:35.68 [1] (0:11.37)	0:24.31 [1] (0:11.61)	0:12.70 [1] (0:12.70)
Average Speed [km/h]	55.7	69.9	65.6	63.2	61.7	56.7
Top Speed [km/h]	70.2	71.0	66.5	65.5	62.5	60.6
Avg. Dist. to Rail [m]	6.4	3.6	1.0	0.7	2.2	0.4
Avg. Stride Freq. [Hz]	2.3	2.5	2.3	2.3	2.3	2.2
Avg. Stride Length [m]	6.3	7.5	7.3	7.1	7.1	6.8



- [] Ranking at each section and finish
- .-.- No data available at this section
- NA No data available



Horse/Jockey Name	Wish I Had
Final Rank	4
Fastest Section Time (Section)	0:10.84 (1000m)
Top Speed [km/h] (Section)	68.5 (Overall)
Race State	Finished



Doomben QLD Professional

Race 8: XXXX GOLD Class 1 Plate - 1200m

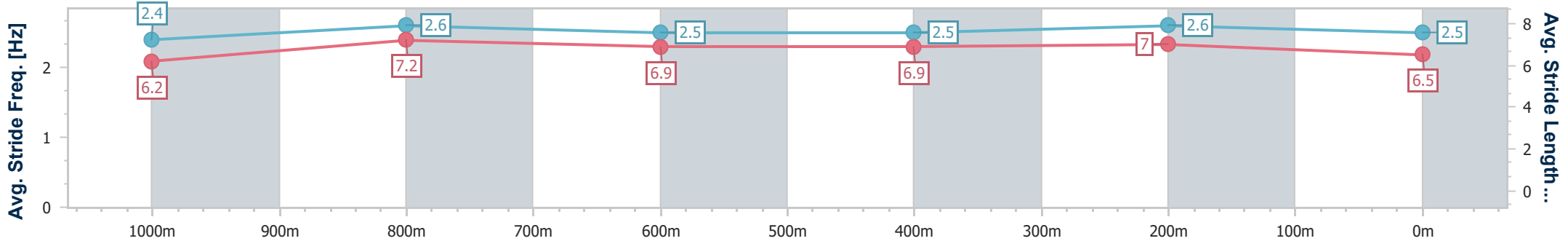
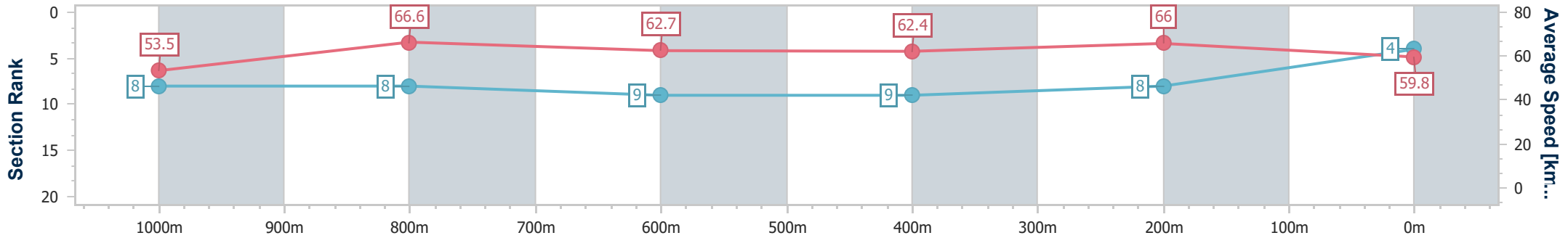
30 August 2023 - 16:42

Track Rating: Good 4, Weather: Fine, Rail Position: +10m Entire Course



BRISBANE RACING CLUB

Section	Overall	1000m	800m	600m	400m	200m
Section Times	1:10.33 [4] (0:13.44)	0:56.89 [8] (0:10.84)	0:46.05 [8] (0:11.58)	0:34.47 [9] (0:11.51)	0:22.96 [9] (0:10.92)	0:12.04 [8] (0:12.04)
Average Speed [km/h]	53.5	66.6	62.7	62.4	66.0	59.8
Top Speed [km/h]	68.5	68.3	64.8	65.6	67.4	63.5
Avg. Dist. to Rail [m]	0.7	0.4	1.6	0.9	2.6	5.3
Avg. Stride Freq. [Hz]	2.4	2.6	2.5	2.5	2.6	2.5
Avg. Stride Length [m]	6.2	7.2	6.9	6.9	7.0	6.5



- [] Ranking at each section and finish
- .-.- No data available at this section
- NA No data available



Horse/Jockey Name	Our Red Planet
Final Rank	5
Fastest Section Time (Section)	0:10.67 (1000m)
Top Speed [km/h] (Section)	69.8 (1000m)
Race State	Finished



Doomben QLD Professional

Race 8: XXXX GOLD Class 1 Plate - 1200m

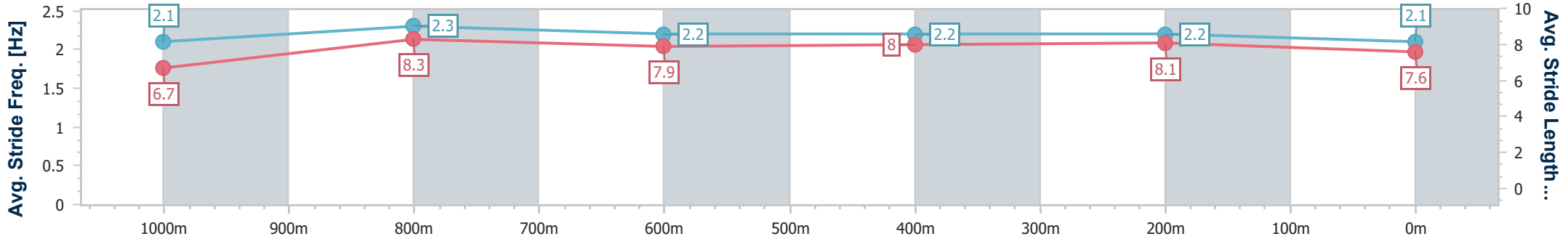
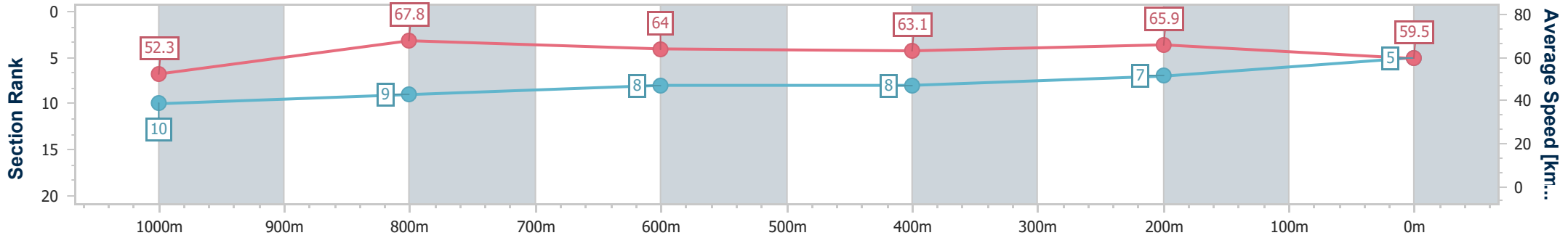
30 August 2023 - 16:42

Track Rating: Good 4, Weather: Fine, Rail Position: +10m Entire Course



BRISBANE RACING CLUB

Section	Overall	1000m	800m	600m	400m	200m
Section Times	1:10.37 [5] (0:13.79)	0:56.58 [10] (0:10.67)	0:45.91 [9] (0:11.37)	0:34.54 [8] (0:11.48)	0:23.06 [8] (0:10.95)	0:12.11 [7] (0:12.11)
Average Speed [km/h]	52.3	67.8	64.0	63.1	65.9	59.5
Top Speed [km/h]	64.9	69.8	68.0	64.5	67.1	64.6
Avg. Dist. to Rail [m]	3.7	0.9	2.1	1.2	0.7	0.2
Avg. Stride Freq. [Hz]	2.1	2.3	2.2	2.2	2.2	2.1
Avg. Stride Length [m]	6.7	8.3	7.9	8.0	8.1	7.6



- [] Ranking at each section and finish
- .-.- No data available at this section
- NA No data available



Horse/Jockey Name	In Barcelona
Final Rank	6
Fastest Section Time (Section)	0:10.79 (1000m)
Top Speed [km/h] (Section)	69.6 (Overall)
Race State	Finished



Doomben QLD Professional

Race 8: XXXX GOLD Class 1 Plate - 1200m

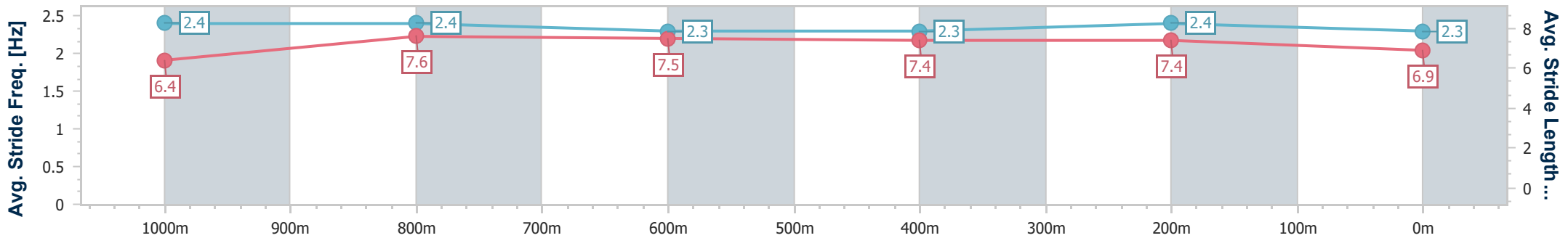
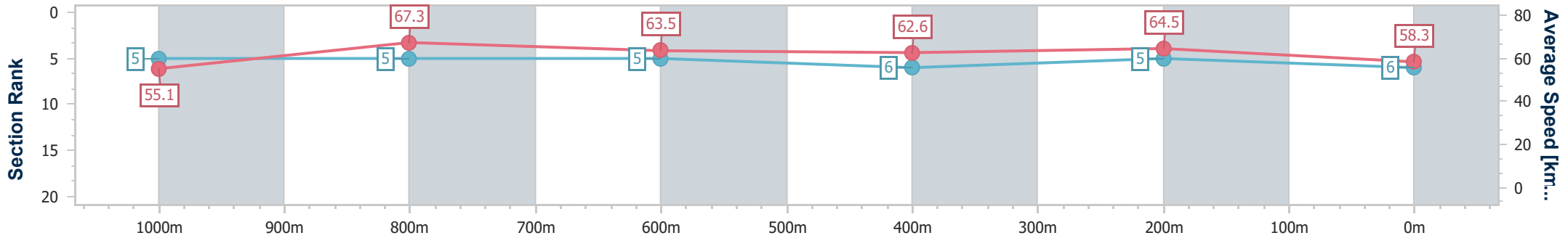
30 August 2023 - 16:42

Track Rating: Good 4, Weather: Fine, Rail Position: +10m Entire Course



BRISBANE RACING CLUB

Section	Overall	1000m	800m	600m	400m	200m
Section Times	1:10.40 [6] (0:13.07)	0:57.33 [5] (0:10.79)	0:46.54 [5] (0:11.50)	0:35.04 [5] (0:11.49)	0:23.55 [6] (0:11.19)	0:12.36 [5] (0:12.36)
Average Speed [km/h]	55.1	67.3	63.5	62.6	64.5	58.3
Top Speed [km/h]	69.6	69.4	64.7	64.5	66.9	63.1
Avg. Dist. to Rail [m]	2.0	2.1	2.7	0.9	1.5	4.4
Avg. Stride Freq. [Hz]	2.4	2.4	2.3	2.3	2.4	2.3
Avg. Stride Length [m]	6.4	7.6	7.5	7.4	7.4	6.9



- [] Ranking at each section and finish
- .-.- No data available at this section
- NA No data available



Horse/Jockey Name	Beau Witness
Final Rank	7
Fastest Section Time (Section)	0:10.94 (1000m)
Top Speed [km/h] (Section)	67.8 (1000m)
Race State	Finished



Doomben QLD Professional

Race 8: XXXX GOLD Class 1 Plate - 1200m

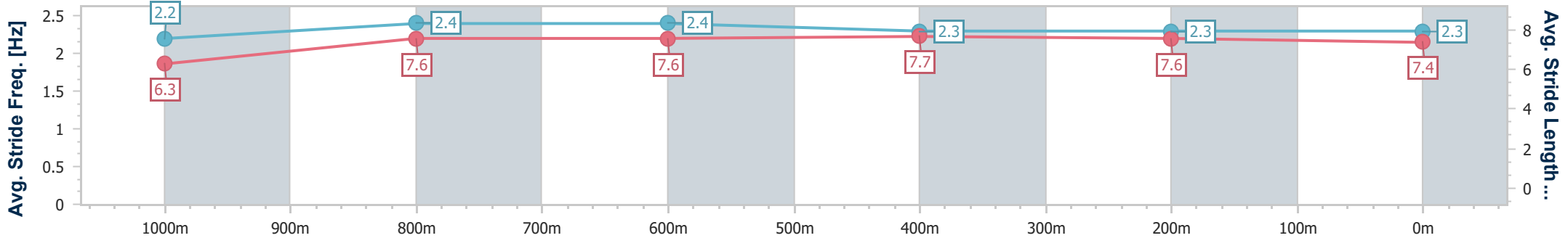
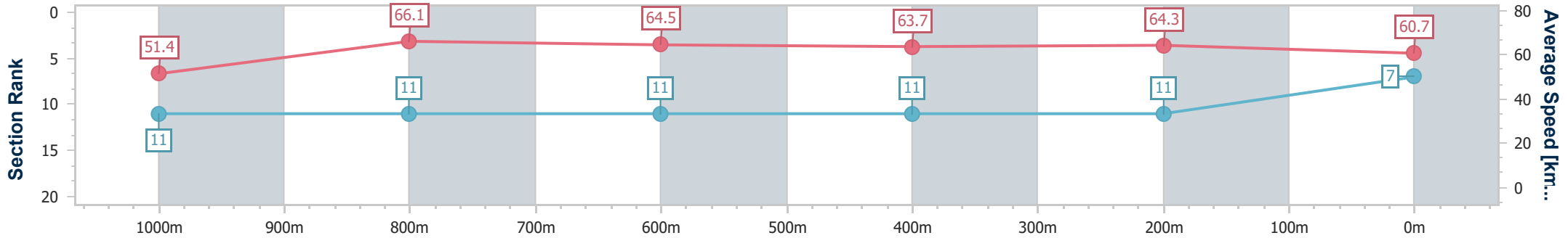
30 August 2023 - 16:42

Track Rating: Good 4, Weather: Fine, Rail Position: +10m Entire Course



BRISBANE RACING CLUB

Section	Overall	1000m	800m	600m	400m	200m
Section Times	1:10.54 [7] (0:13.99)	0:56.55 [11] (0:10.94)	0:45.61 [11] (0:11.39)	0:34.22 [11] (0:11.20)	0:23.02 [11] (0:11.15)	0:11.87 [11] (0:11.87)
Average Speed [km/h]	51.4	66.1	64.5	63.7	64.3	60.7
Top Speed [km/h]	66.1	67.8	66.4	65.2	65.7	64.0
Avg. Dist. to Rail [m]	4.9	1.3	3.7	1.8	2.5	4.0
Avg. Stride Freq. [Hz]	2.2	2.4	2.4	2.3	2.3	2.3
Avg. Stride Length [m]	6.3	7.6	7.6	7.7	7.6	7.4



- [] Ranking at each section and finish
- .-.- No data available at this section
- NA No data available



Horse/Jockey Name	Miliarene
Final Rank	8
Fastest Section Time (Section)	0:10.56 (1000m)
Top Speed [km/h] (Section)	70.9 (1000m)
Race State	Finished



Doomben QLD Professional

Race 8: XXXX GOLD Class 1 Plate - 1200m

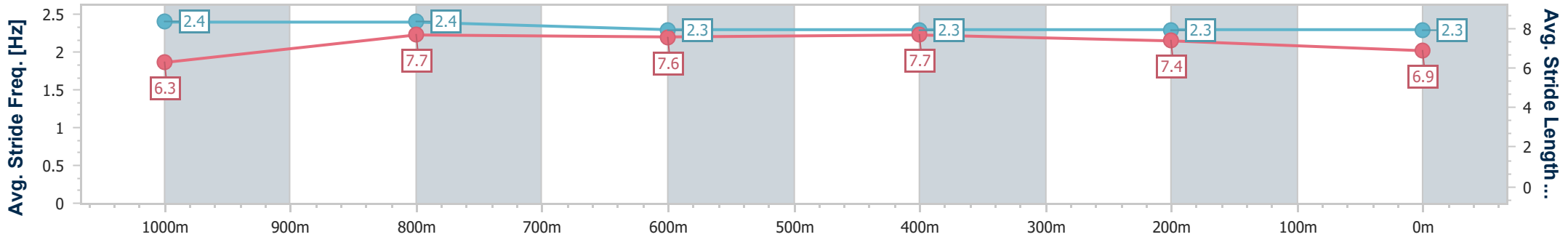
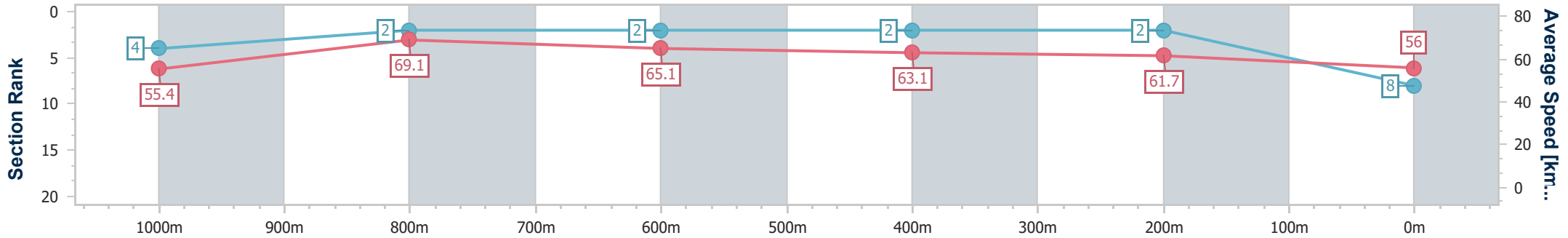
30 August 2023 - 16:42

Track Rating: Good 4, Weather: Fine, Rail Position: +10m Entire Course



BRISBANE RACING CLUB

Section	Overall	1000m	800m	600m	400m	200m
Section Times	1:10.55 [8] (0:12.99)	0:57.56 [4] (0:10.56)	0:47.00 [2] (0:11.21)	0:35.79 [2] (0:11.34)	0:24.45 [2] (0:11.61)	0:12.84 [2] (0:12.84)
Average Speed [km/h]	55.4	69.1	65.1	63.1	61.7	56.0
Top Speed [km/h]	70.6	70.9	66.4	64.7	63.2	60.0
Avg. Dist. to Rail [m]	7.1	5.1	2.4	1.4	2.1	1.1
Avg. Stride Freq. [Hz]	2.4	2.4	2.3	2.3	2.3	2.3
Avg. Stride Length [m]	6.3	7.7	7.6	7.7	7.4	6.9



- [] Ranking at each section and finish
- .-.- No data available at this section
- NA No data available



Horse/Jockey Name	Bassac Lane
Final Rank	9
Fastest Section Time (Section)	0:10.89 (1000m)
Top Speed [km/h] (Section)	67.8 (800m)
Race State	Finished



Doomben QLD Professional

Race 8: XXXX GOLD Class 1 Plate - 1200m

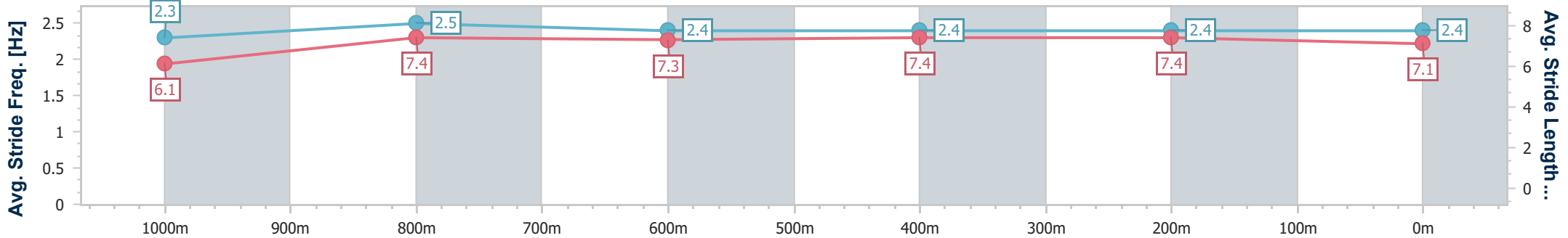
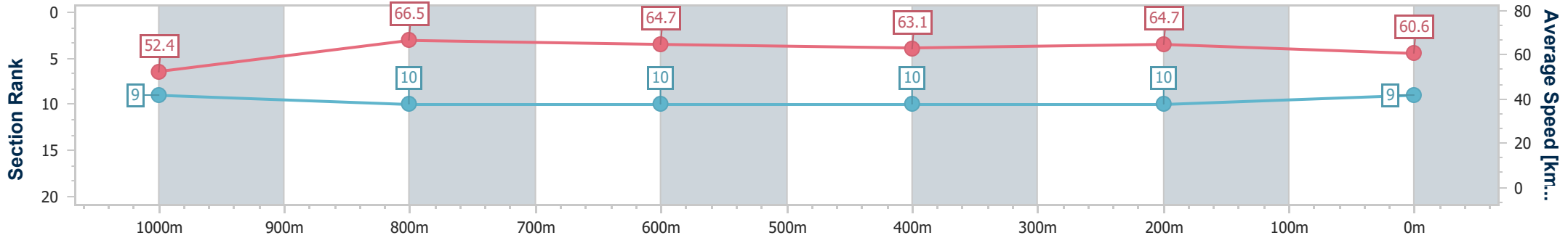
30 August 2023 - 16:42

Track Rating: Good 4, Weather: Fine, Rail Position: +10m Entire Course



BRISBANE RACING CLUB

Section	Overall	1000m	800m	600m	400m	200m
Section Times	1:10.55 [9] (0:13.75)	0:56.80 [9] (0:10.89)	0:45.91 [10] (0:11.26)	0:34.65 [10] (0:11.53)	0:23.12 [10] (0:11.20)	0:11.92 [10] (0:11.92)
Average Speed [km/h]	52.4	66.5	64.7	63.1	64.7	60.6
Top Speed [km/h]	66.5	67.7	67.8	65.3	66.1	63.4
Avg. Dist. to Rail [m]	2.1	1.0	2.8	2.3	5.8	9.1
Avg. Stride Freq. [Hz]	2.3	2.5	2.4	2.4	2.4	2.4
Avg. Stride Length [m]	6.1	7.4	7.3	7.4	7.4	7.1



- [] Ranking at each section and finish
- .-.- No data available at this section
- NA No data available



Horse/Jockey Name	Parues
Final Rank	10
Fastest Section Time (Section)	0:10.90 (1000m)
Top Speed [km/h] (Section)	68.7 (1000m)
Race State	Finished



Doomben QLD Professional

Race 8: XXXX GOLD Class 1 Plate - 1200m

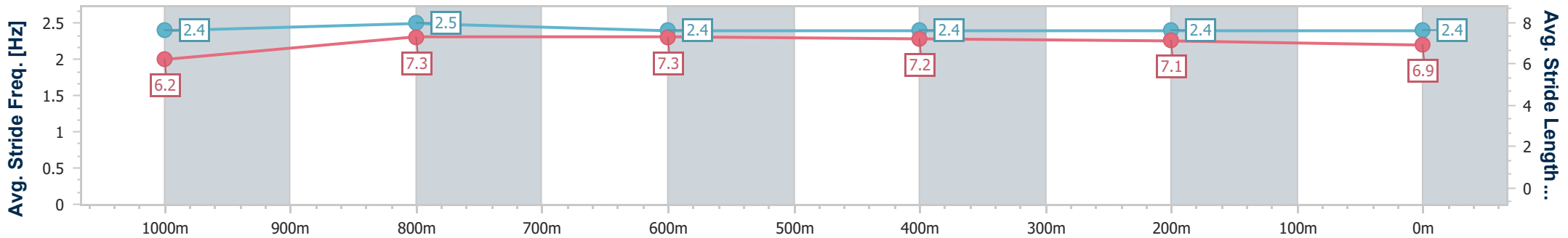
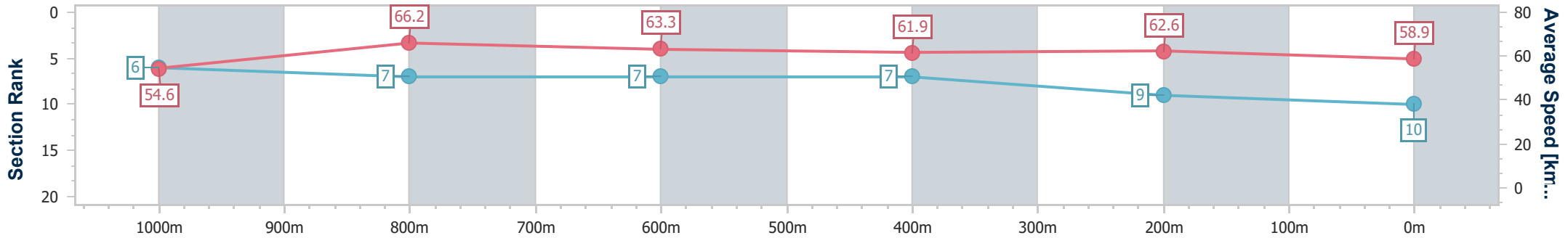
30 August 2023 - 16:42

Track Rating: Good 4, Weather: Fine, Rail Position: +10m Entire Course



BRISBANE RACING CLUB

Section	Overall	1000m	800m	600m	400m	200m
Section Times	1:10.81 [10] (0:13.18)	0:57.63 [6] (0:10.90)	0:46.73 [7] (0:11.48)	0:35.25 [7] (0:11.57)	0:23.68 [7] (0:11.47)	0:12.21 [9] (0:12.21)
Average Speed [km/h]	54.6	66.2	63.3	61.9	62.6	58.9
Top Speed [km/h]	67.6	68.7	65.0	65.0	63.0	62.0
Avg. Dist. to Rail [m]	0.9	0.9	1.7	1.2	1.1	1.3
Avg. Stride Freq. [Hz]	2.4	2.5	2.4	2.4	2.4	2.4
Avg. Stride Length [m]	6.2	7.3	7.3	7.2	7.1	6.9



- [] Ranking at each section and finish
- .-.- No data available at this section
- NA No data available



Horse/Jockey Name	Latin Jazz
Final Rank	11
Fastest Section Time (Section)	0:10.82 (1000m)
Top Speed [km/h] (Section)	70.7 (Overall)
Race State	Finished



Doomben QLD Professional

Race 8: XXXX GOLD Class 1 Plate - 1200m

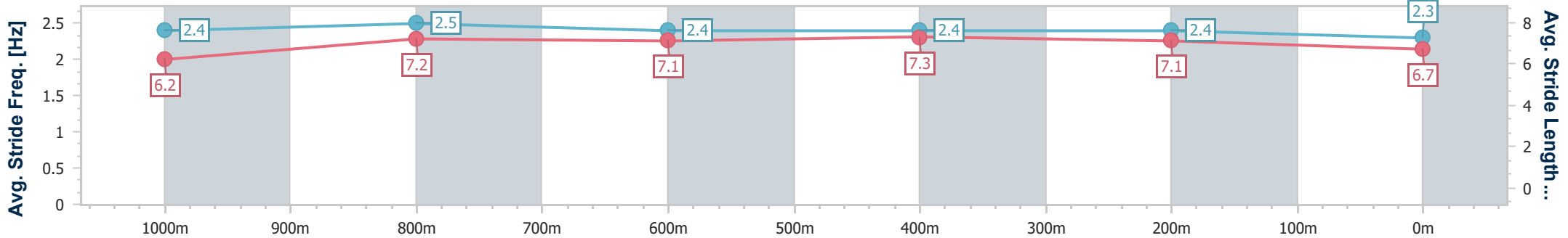
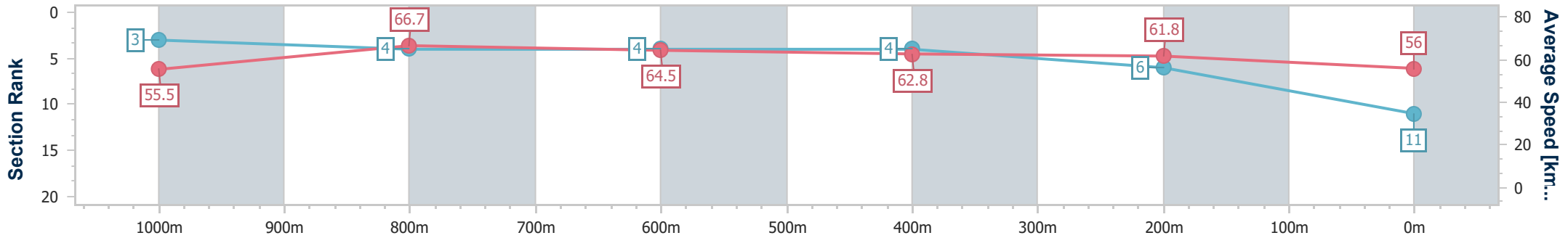
30 August 2023 - 16:42

Track Rating: Good 4, Weather: Fine, Rail Position: +10m Entire Course



BRISBANE RACING CLUB

Section	Overall	1000m	800m	600m	400m	200m
Section Times	1:11.05 [11] (0:12.99)	0:58.06 [3] (0:10.82)	0:47.24 [4] (0:11.29)	0:35.95 [4] (0:11.49)	0:24.46 [4] (0:11.59)	0:12.87 [6] (0:12.87)
Average Speed [km/h]	55.5	66.7	64.5	62.8	61.8	56.0
Top Speed [km/h]	70.7	70.7	65.1	63.7	63.4	60.5
Avg. Dist. to Rail [m]	3.5	1.4	1.9	1.0	1.3	2.0
Avg. Stride Freq. [Hz]	2.4	2.5	2.4	2.4	2.4	2.3
Avg. Stride Length [m]	6.2	7.2	7.1	7.3	7.1	6.7



- [] Ranking at each section and finish
- .-.- No data available at this section
- NA No data available