



Sunshine Coast QLD Professional

Race 2: MAROOCHYDORE SWANS SENIORS Maiden Plate - 1000m

27 August 2023 - 13:22



Track Rating: Good 4, Weather: Fine, Rail Position: +7m

Section		Overall	800m	600m	400m	200m	Last 600m					
Field Times		0:57.80 (0:13.36)	0:44.44 (0:10.70)	0:33.74 (0:10.89)	0:22.85 (0:11.03)	0:11.82 (0:11.82)	0:33.74					
Rank	TAB Horse/Jockey	Barrier	Top Speed [km/h]	Fastest Section	Margin					Distance Travelled [m]		
1	4 RUSTIC BOOM Bailey Wheeler	10	68.8 400m	0:10.67 400m	0:57.80 [1] (0:13.67)	0:44.13 [5] (0:10.74)	0:33.39 [4] (0:11.06)	0:22.33 [5] (0:10.67)	0:11.66 [2] (0:11.66)	0:57.80	0:33.39	
2	9 TYCOON MISTRESS Damien Thornton	4	69.0 800m	0:10.60 800m	0:57.91 [2] (0:13.46)	0:44.45 [2] (0:10.60)	0:33.85 [1] (0:10.89)	0:22.96 [1] (0:11.03)	0:11.93 [1] (0:11.93)	0.5L	0:33.85	-9
3	5 SQUEAK Mark Du Plessis	5	68.6 800m	0:10.74 800m	0:58.36 [3] (0:13.60)	0:44.76 [3] (0:10.74)	0:34.02 [3] (0:10.99)	0:23.03 [3] (0:10.96)	0:12.07 [4] (0:12.07)	3L	0:34.02	-2
4	10 SPICY LEGEND Michael Cahill	8	68.1 800m	0:10.83 800m	0:58.48 [4] (0:13.79)	0:44.69 [6] (0:10.83)	0:33.86 [6] (0:11.02)	0:22.84 [6] (0:11.05)	0:11.79 [6] (0:11.79)	3.5L	0:33.86	-4
5	6 L'IL OUTBACK LASS Ben Thompson	6	69.5 800m	0:10.79 800m	0:58.53 [5] (0:13.36)	0:45.17 [1] (0:10.79)	0:34.38 [2] (0:10.95)	0:23.43 [2] (0:11.15)	0:12.28 [3] (0:12.28)	3.7L	0:34.38	+0
6	3 ROMEOUS Emily Lang	7	67.4 400m	0:10.94 400m	0:58.73 [6] (0:13.81)	0:44.92 [7] (0:11.04)	0:33.88 [8] (0:10.97)	0:22.91 [8] (0:10.94)	0:11.97 [7] (0:11.97)	4.7L	0:33.88	-3
7	7 READY TO MINGLE Luke Tarrant	3	68.0 800m	0:10.81 800m	0:58.86 [7] (0:13.65)	0:45.21 [4] (0:10.81)	0:34.40 [5] (0:10.95)	0:23.45 [4] (0:11.24)	0:12.21 [5] (0:12.21)	5.2L	0:34.40	-6
8	2 PANTHER POWER Nathan Thomas	1	68.2 800m	0:10.79 800m	0:58.95 [8] (0:13.83)	0:45.12 [8] (0:10.79)	0:34.33 [7] (0:11.09)	0:23.24 [7] (0:11.12)	0:12.12 [8] (0:12.12)	5.6L	0:34.33	-5

Scratched: Gallodoro (#1), Freeland (#11), Tereshkova (#8)

[] Ranking at each section and finish
 -:-:- No data available at this section
 NA No data available

SCN Saddle cloth number
 DNF Did not finish
 DNT Did not track



Horse/Jockey Name	Rustic Boom
Final Rank	1
Fastest Section Time (Section)	0:10.67 (400m)
Top Speed [km/h] (Section)	68.8 (400m)
Race State	Finished



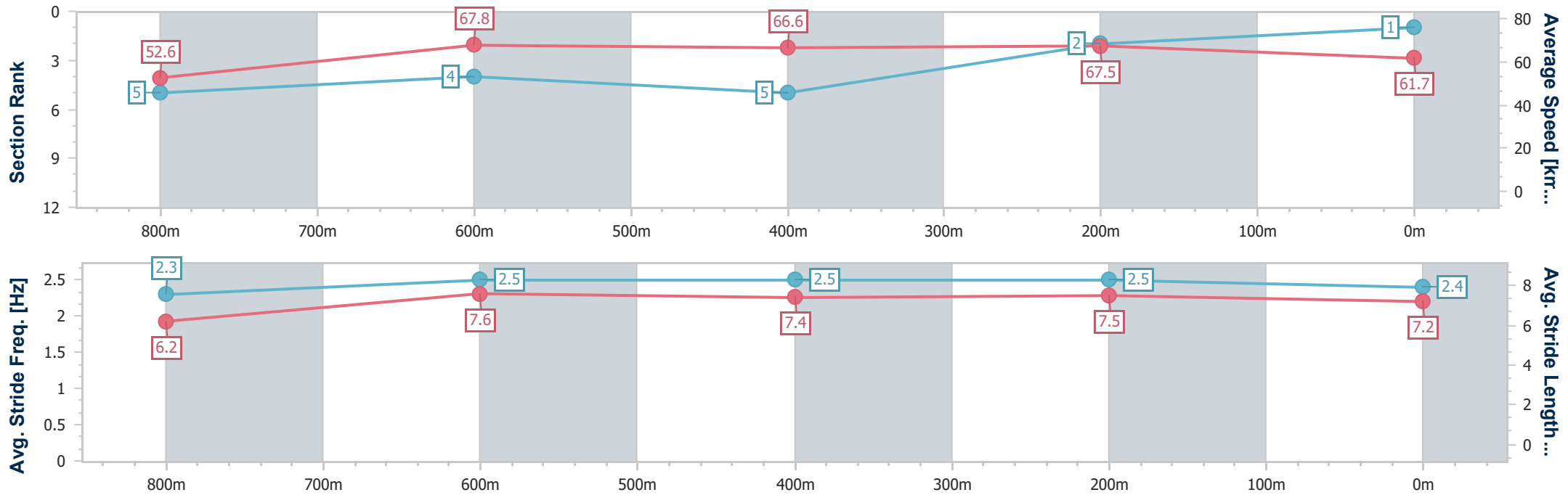
Sunshine Coast QLD Professional
 Race 2: MAROOCHYDORE SWANS SENIORS Maiden Plate - 1000m



27 August 2023 - 13:22

Track Rating: Good 4, Weather: Fine, Rail Position: +7m

Section	Overall	800m	600m	400m	200m
Section Times	0:57.80 [1] (0:13.67)	0:44.13 [5] (0:10.74)	0:33.39 [4] (0:11.06)	0:22.33 [5] (0:10.67)	0:11.66 [2] (0:11.66)
Average Speed [km/h]	52.6	67.8	66.6	67.5	61.7
Top Speed [km/h]	66.4	68.5	68.1	68.8	64.4
Avg. Dist. to Rail [m]	7.1	2.8	4.0	5.9	3.9
Avg. Stride Freq. [Hz]	2.3	2.5	2.5	2.5	2.4
Avg. Stride Length [m]	6.2	7.6	7.4	7.5	7.2



- [] Ranking at each section and finish
- .-.- No data available at this section
- NA No data available



Horse/Jockey Name	Tycoon Mistress
Final Rank	2
Fastest Section Time (Section)	0:10.60 (800m)
Top Speed [km/h] (Section)	69.0 (800m)
Race State	Finished



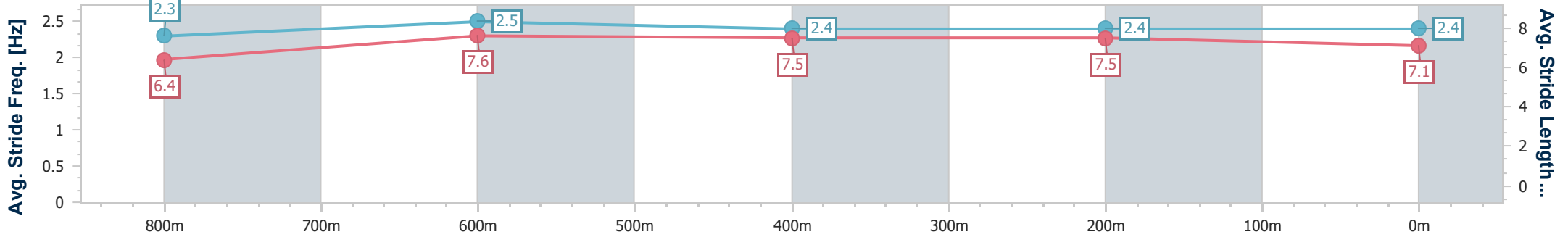
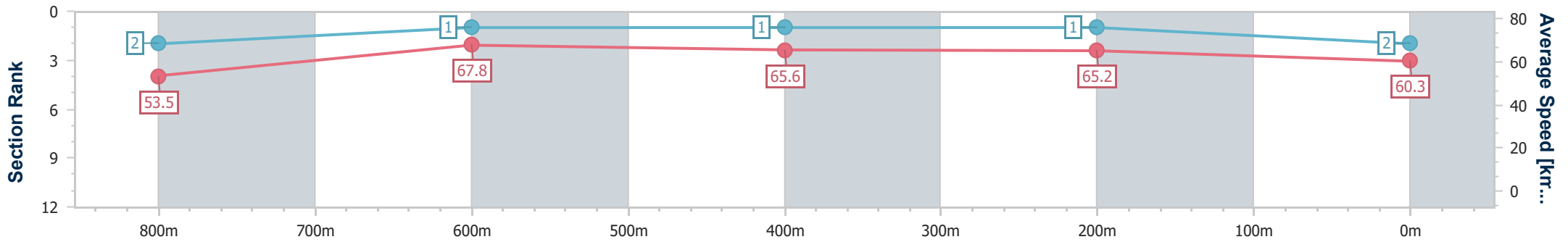
Sunshine Coast QLD Professional
Race 2: MAROOCHYDORE SWANS SENIORS Maiden Plate - 1000m



27 August 2023 - 13:22

Track Rating: Good 4, Weather: Fine, Rail Position: +7m

Section	Overall	800m	600m	400m	200m
Section Times	0:57.91 [2] (0:13.46)	0:44.45 [2] (0:10.60)	0:33.85 [1] (0:10.89)	0:22.96 [1] (0:11.03)	0:11.93 [1] (0:11.93)
Average Speed [km/h]	53.5	67.8	65.6	65.2	60.3
Top Speed [km/h]	68.1	69.0	66.3	66.7	64.3
Avg. Dist. to Rail [m]	4.1	1.5	1.3	0.3	1.5
Avg. Stride Freq. [Hz]	2.3	2.5	2.4	2.4	2.4
Avg. Stride Length [m]	6.4	7.6	7.5	7.5	7.1



- [] Ranking at each section and finish
- .-.- No data available at this section
- NA No data available



Horse/Jockey Name	Squeak
Final Rank	3
Fastest Section Time (Section)	0:10.74 (800m)
Top Speed [km/h] (Section)	68.6 (800m)
Race State	Finished



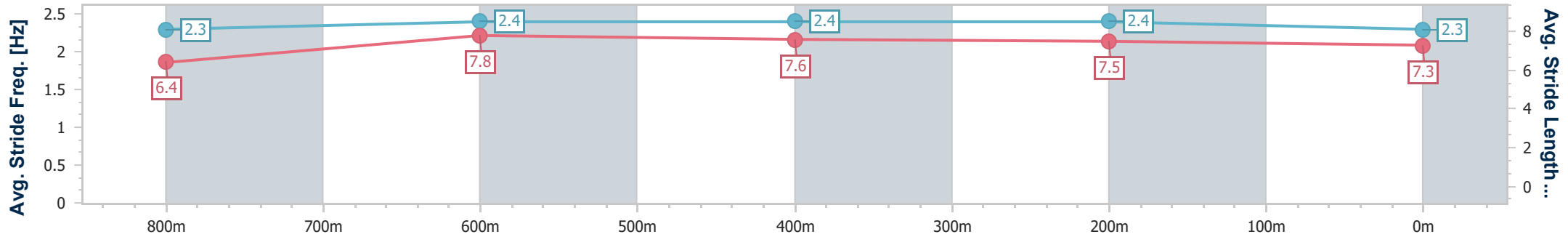
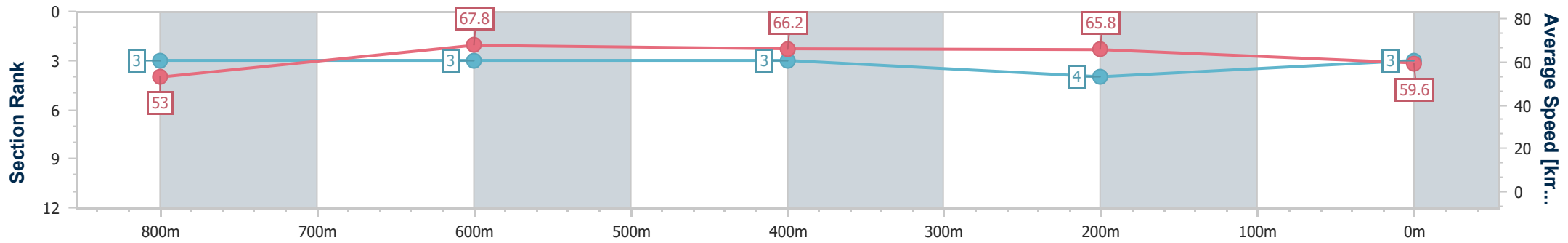
Sunshine Coast QLD Professional
Race 2: MAROOCHYDORE SWANS SENIORS Maiden Plate - 1000m



27 August 2023 - 13:22

Track Rating: Good 4, Weather: Fine, Rail Position: +7m

Section	Overall	800m	600m	400m	200m
Section Times	0:58.36 [3] (0:13.60)	0:44.76 [3] (0:10.74)	0:34.02 [3] (0:10.99)	0:23.03 [3] (0:10.96)	0:12.07 [4] (0:12.07)
Average Speed [km/h]	53.0	67.8	66.2	65.8	59.6
Top Speed [km/h]	67.4	68.6	67.0	68.1	62.7
Avg. Dist. to Rail [m]	4.3	2.9	2.1	4.3	3.4
Avg. Stride Freq. [Hz]	2.3	2.4	2.4	2.4	2.3
Avg. Stride Length [m]	6.4	7.8	7.6	7.5	7.3



- [] Ranking at each section and finish
- .-.- No data available at this section
- NA No data available



Horse/Jockey Name	Spicy Legend
Final Rank	4
Fastest Section Time (Section)	0:10.83 (800m)
Top Speed [km/h] (Section)	68.1 (800m)
Race State	Finished



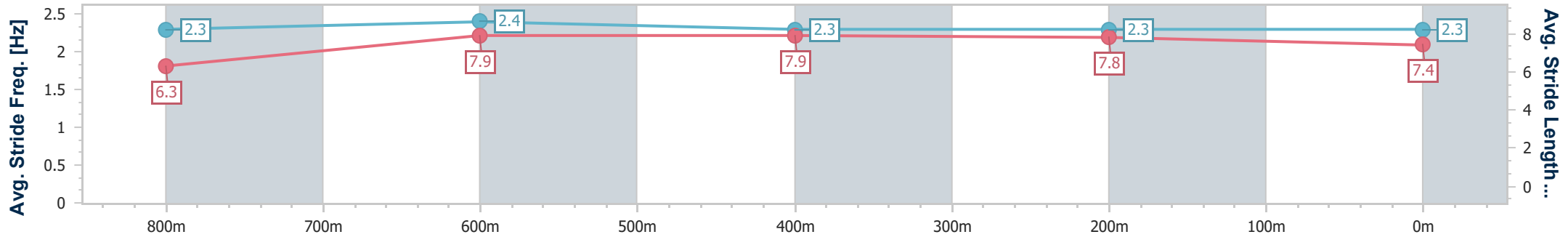
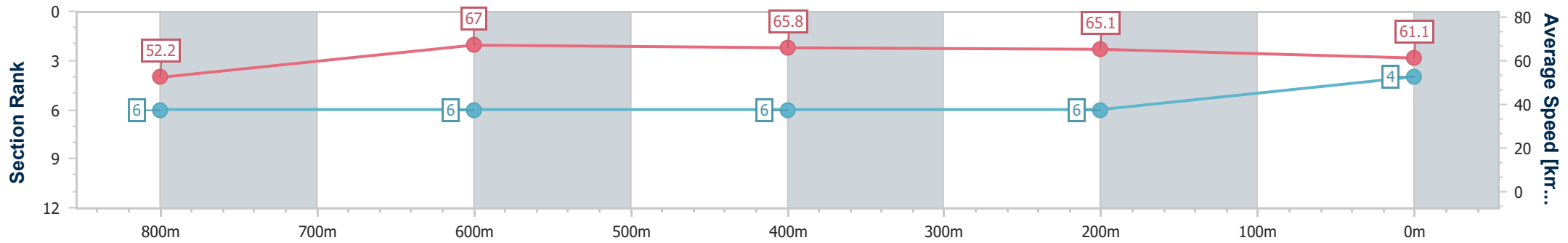
Sunshine Coast QLD Professional
 Race 2: MAROOCHYDORE SWANS SENIORS Maiden Plate - 1000m



27 August 2023 - 13:22

Track Rating: Good 4, Weather: Fine, Rail Position: +7m

Section	Overall	800m	600m	400m	200m
Section Times	0:58.48 [4] (0:13.79)	0:44.69 [6] (0:10.83)	0:33.86 [6] (0:11.02)	0:22.84 [6] (0:11.05)	0:11.79 [6] (0:11.79)
Average Speed [km/h]	52.2	67.0	65.8	65.1	61.1
Top Speed [km/h]	67.6	68.1	66.8	66.9	63.7
Avg. Dist. to Rail [m]	6.6	2.3	0.9	2.2	4.1
Avg. Stride Freq. [Hz]	2.3	2.4	2.3	2.3	2.3
Avg. Stride Length [m]	6.3	7.9	7.9	7.8	7.4



- [] Ranking at each section and finish
- .-.- No data available at this section
- NA No data available



Horse/Jockey Name	L'il Outback Lass
Final Rank	5
Fastest Section Time (Section)	0:10.79 (800m)
Top Speed [km/h] (Section)	69.5 (800m)
Race State	Finished



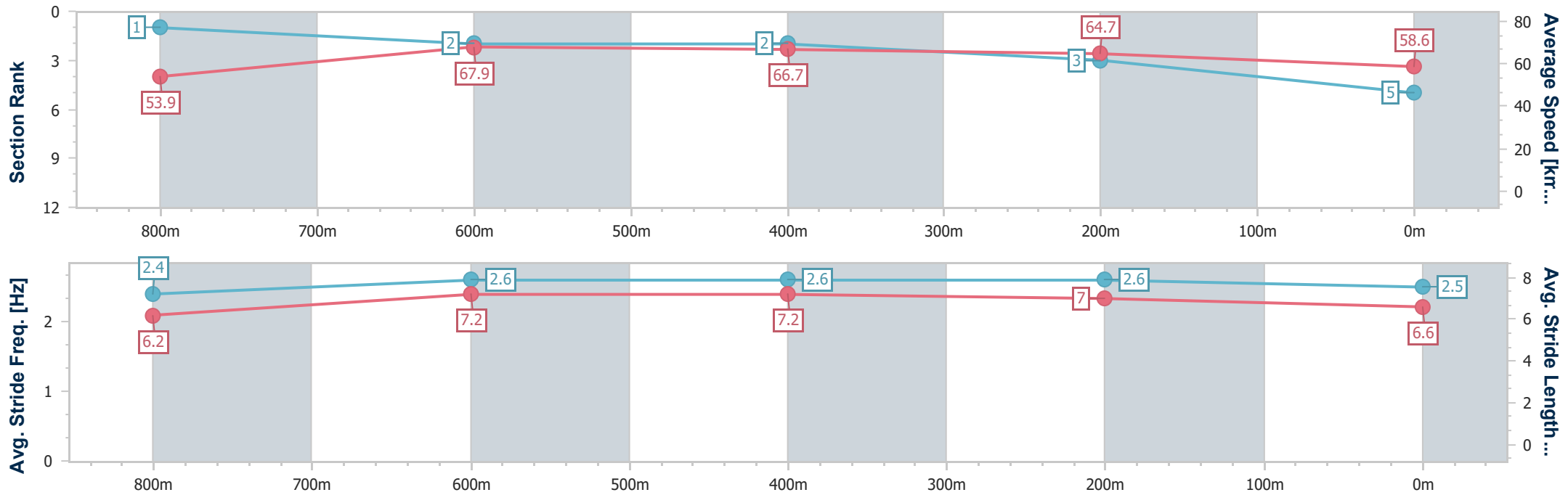
Sunshine Coast QLD Professional
Race 2: MAROOCHYDORE SWANS SENIORS Maiden Plate - 1000m



27 August 2023 - 13:22

Track Rating: Good 4, Weather: Fine, Rail Position: +7m

Section	Overall	800m	600m	400m	200m
Section Times	0:58.53 [5] (0:13.36)	0:45.17 [1] (0:10.79)	0:34.38 [2] (0:10.95)	0:23.43 [2] (0:11.15)	0:12.28 [3] (0:12.28)
Average Speed [km/h]	53.9	67.9	66.7	64.7	58.6
Top Speed [km/h]	68.6	69.5	68.5	66.3	62.5
Avg. Dist. to Rail [m]	6.2	4.4	2.9	3.6	2.7
Avg. Stride Freq. [Hz]	2.4	2.6	2.6	2.6	2.5
Avg. Stride Length [m]	6.2	7.2	7.2	7.0	6.6



- [] Ranking at each section and finish
- .-.- No data available at this section
- NA No data available



Horse/Jockey Name	Romeus
Final Rank	6
Fastest Section Time (Section)	0:10.94 (400m)
Top Speed [km/h] (Section)	67.4 (400m)
Race State	Finished



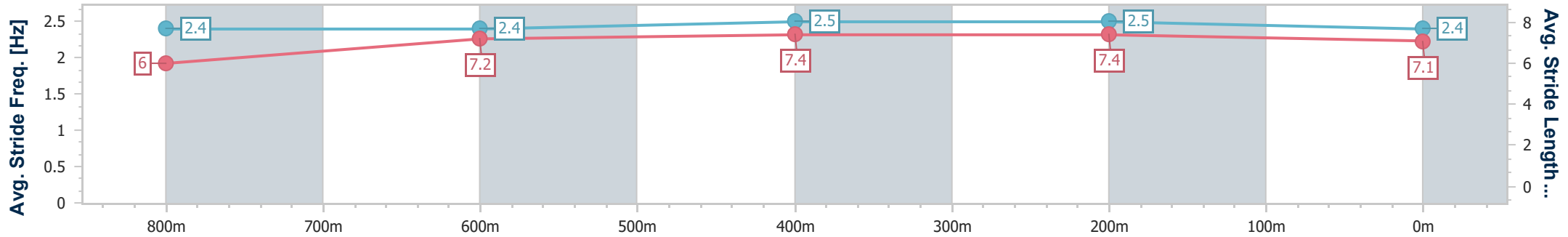
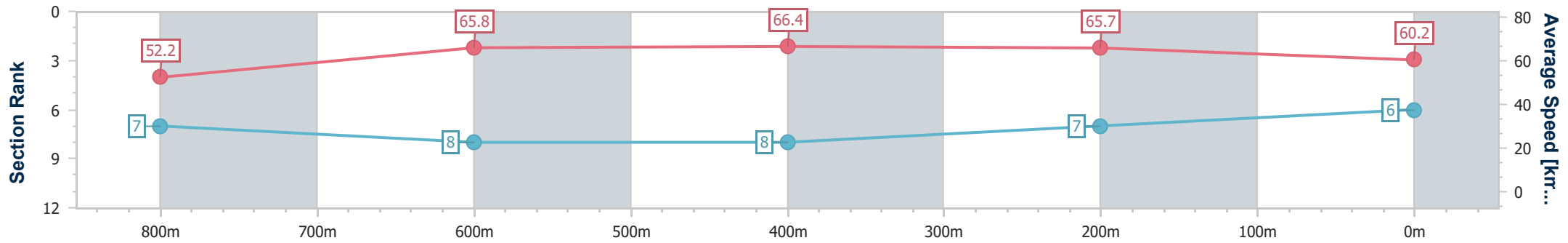
Sunshine Coast QLD Professional
 Race 2: MAROOCHYDORE SWANS SENIORS Maiden Plate - 1000m



27 August 2023 - 13:22

Track Rating: Good 4, Weather: Fine, Rail Position: +7m

Section	Overall	800m	600m	400m	200m
Section Times	0:58.73 [6] (0:13.81)	0:44.92 [7] (0:11.04)	0:33.88 [8] (0:10.97)	0:22.91 [8] (0:10.94)	0:11.97 [7] (0:11.97)
Average Speed [km/h]	52.2	65.8	66.4	65.7	60.2
Top Speed [km/h]	66.8	67.0	67.1	67.4	64.2
Avg. Dist. to Rail [m]	5.3	2.5	1.6	2.8	4.3
Avg. Stride Freq. [Hz]	2.4	2.4	2.5	2.5	2.4
Avg. Stride Length [m]	6.0	7.2	7.4	7.4	7.1



- [] Ranking at each section and finish
- .-.- No data available at this section
- NA No data available



Horse/Jockey Name	Ready To Mingle
Final Rank	7
Fastest Section Time (Section)	0:10.81 (800m)
Top Speed [km/h] (Section)	68.0 (800m)
Race State	Finished



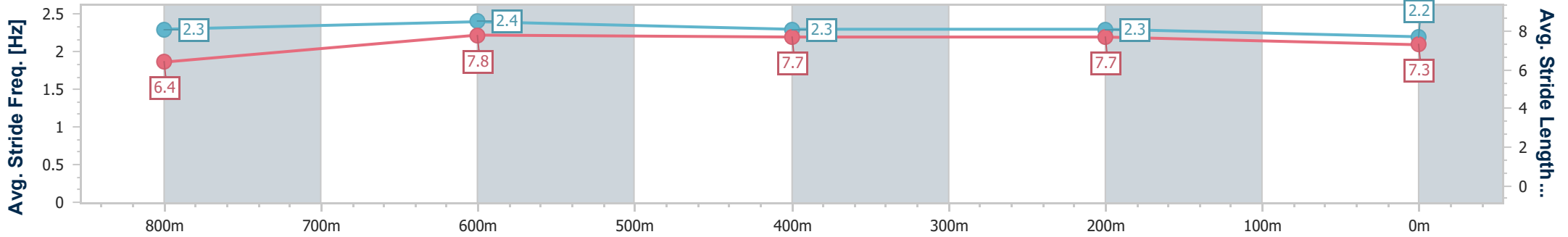
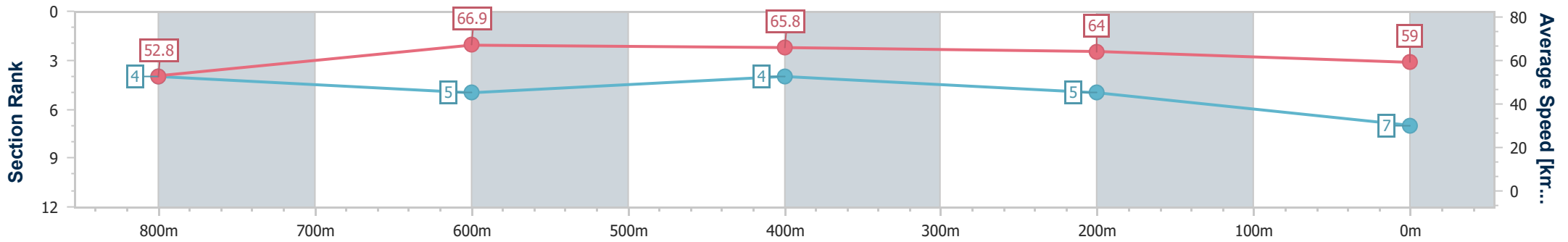
Sunshine Coast QLD Professional
 Race 2: MAROOCHYDORE SWANS SENIORS Maiden Plate - 1000m



27 August 2023 - 13:22

Track Rating: Good 4, Weather: Fine, Rail Position: +7m

Section	Overall	800m	600m	400m	200m
Section Times	0:58.86 [7] (0:13.65)	0:45.21 [4] (0:10.81)	0:34.40 [5] (0:10.95)	0:23.45 [4] (0:11.24)	0:12.21 [5] (0:12.21)
Average Speed [km/h]	52.8	66.9	65.8	64.0	59.0
Top Speed [km/h]	66.5	68.0	67.3	65.6	61.7
Avg. Dist. to Rail [m]	2.5	1.5	0.3	1.0	1.4
Avg. Stride Freq. [Hz]	2.3	2.4	2.3	2.3	2.2
Avg. Stride Length [m]	6.4	7.8	7.7	7.7	7.3



- [] Ranking at each section and finish
- .-.-.- No data available at this section
- NA No data available



Horse/Jockey Name	Panther Power
Final Rank	8
Fastest Section Time (Section)	0:10.79 (800m)
Top Speed [km/h] (Section)	68.2 (800m)
Race State	Finished



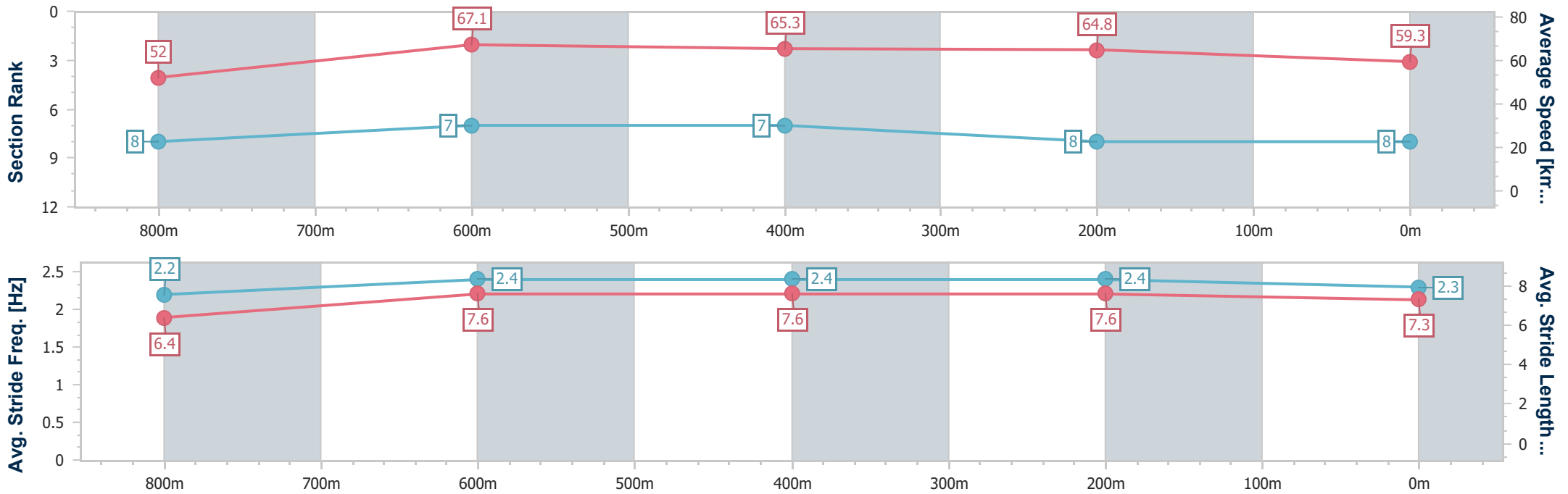
Sunshine Coast QLD Professional
Race 2: MAROOCHYDORE SWANS SENIORS Maiden Plate - 1000m



27 August 2023 - 13:22

Track Rating: Good 4, Weather: Fine, Rail Position: +7m

Section	Overall	800m	600m	400m	200m
Section Times	0:58.95 [8] (0:13.83)	0:45.12 [8] (0:10.79)	0:34.33 [7] (0:11.09)	0:23.24 [7] (0:11.12)	0:12.12 [8] (0:12.12)
Average Speed [km/h]	52.0	67.1	65.3	64.8	59.3
Top Speed [km/h]	66.9	68.2	66.3	65.8	62.5
Avg. Dist. to Rail [m]	2.6	1.3	1.2	2.5	3.2
Avg. Stride Freq. [Hz]	2.2	2.4	2.4	2.4	2.3
Avg. Stride Length [m]	6.4	7.6	7.6	7.6	7.3



- [] Ranking at each section and finish
- .-.- No data available at this section
- NA No data available