



**Toowoomba QLD Professional**  
**Race 4: QUEENSLAND ELECTRICAL SOLUTIONS BENCHMARK 70**  
**Handicap - 1625m**  
**26 August 2023 - 19:11**



Track Rating: Good 4, Weather: Fine, Rail Position: +3m Entire

Section	Overall	1400m	1200m	1000m	800m	600m	400m	Last 600m						
Field Times	1:39.94 (0:15.53)	1:24.41 (0:11.16)	1:13.25 (0:11.66)	1:01.59 (0:12.07)	0:49.52 (0:12.20)	0:37.32 (0:12.44)	0:24.88 (0:12.51)	0:37.32						
Rank	TAB	Horse/Jockey	Barrier	Top Speed [km/h]	Fastest Section								Distance Travelled [m]	
1	6	SEMAPHORE GIRL Matthew McGillivray	2	66.5	0:11.17	1:39.94 [1] (0:16.22)	1:23.72 [5] (0:11.17)	1:12.55 [4] (0:11.76)	1:00.79 [4] (0:12.04)	0:48.75 [4] (0:11.92)	0:36.83 [4] (0:12.20)	0:24.63 [4] (0:12.27)	0:36.83	
2	1	STEINBRENNER Emily Lang	7	67.5	0:11.22	1:39.99 [2] (0:15.70)	1:24.29 [3] (0:11.22)	1:13.07 [2] (0:11.68)	1:01.39 [2] (0:11.99)	0:49.40 [2] (0:12.09)	0:37.31 [2] (0:12.38)	0:24.93 [1] (0:12.51)	0:37.31	+3
3	3	RAGING POLE Nozi Tomizawa	6	66.3	0:11.35	1:39.99 [3] (0:16.53)	1:23.46 [7] (0:11.35)	1:12.11 [7] (0:11.89)	1:00.22 [7] (0:11.90)	0:48.32 [7] (0:11.78)	0:36.54 [6] (0:12.03)	0:24.51 [5] (0:12.10)	0:36.54	+2
4	4	CRACK OF DOOM Les Tilley	5	66.4	0:11.49	1:40.33 [4] (0:16.20)	1:24.13 [4] (0:11.49)	1:12.64 [6] (0:11.80)	1:00.84 [6] (0:11.86)	0:48.98 [5] (0:11.93)	0:37.05 [5] (0:12.27)	0:24.78 [6] (0:12.35)	0:37.05	+8
5	5	COSMIC GOSSIP Justin Huxtable	3	67.3	0:11.49	1:40.47 [5] (0:15.65)	1:24.82 [2] (0:11.49)	1:13.33 [3] (0:11.76)	1:01.57 [3] (0:12.04)	0:49.53 [3] (0:12.02)	0:37.51 [3] (0:12.30)	0:25.21 [3] (0:12.57)	0:37.51	+1
6	2	FESTIVAL PRINCE Dan McGillivray	4	66.3	0:11.24	1:40.49 [6] (0:16.43)	1:24.06 [6] (0:11.24)	1:12.82 [5] (0:11.82)	1:01.00 [5] (0:12.15)	0:48.85 [6] (0:11.97)	0:36.88 [7] (0:12.15)	0:24.73 [7] (0:12.40)	0:36.88	+2
7	7	ABRACADAZZLE Wanderson D'Avila	8	68.0	0:11.16	1:42.73 [7] (0:15.53)	1:27.20 [1] (0:11.16)	1:16.04 [1] (0:11.66)	1:04.38 [1] (0:12.07)	0:52.31 [1] (0:12.20)	0:40.11 [1] (0:12.56)	0:27.55 [2] (0:13.19)	0:40.11	-2

Scratched: Angels Share (#8), Mikki Eight (#9)

[ ] Ranking at each section and finish  
 -:-:- No data available at this section  
 NA No data available

SCN Saddle cloth number  
 DNF Did not finish  
 DNT Did not track



**Toowoomba QLD Professional**  
**Race 4: QUEENSLAND ELECTRICAL SOLUTIONS BENCHMARK 70**  
**Handicap - 1625m**  
**26 August 2023 - 19:11**



Track Rating: Good 4, Weather: Fine, Rail Position: +3m Entire

Section				200m				Last 600m	
Field Times				0:12.37 (0:12.37)				0:37.32	
Rank	TAB	Horse/Jockey	Barrier	Top Speed [km/h]	Fastest Section	Margin			Distance Travelled [m]
1	6	<b>SEMAPHORE GIRL</b> Matthew McGillivray	2	66.5	0:11.17 Overall 1400m	0:12.36 [3] (0:12.36)	1:39.94		0:36.83
2	1	<b>STEINBRENNER</b> Emily Lang	7	67.5	0:11.22 Overall 1400m	0:12.42 [1] (0:12.42)	0.2L		0:37.31 +3
3	3	<b>RAGING POLE</b> Nozi Tomizawa	6	66.3	0:11.35 Overall 1400m	0:12.41 [2] (0:12.41)	0.3L		0:36.54 +2
4	4	<b>CRACK OF DOOM</b> Les Tilley	5	66.4	0:11.49 Overall 1400m	0:12.43 [5] (0:12.43)	2.1L		0:37.05 +8
5	5	<b>COSMIC GOSSIP</b> Justin Huxtable	3	67.3	0:11.49 Overall 1400m	0:12.64 [4] (0:12.64)	2.9L		0:37.51 +1
6	2	<b>FESTIVAL PRINCE</b> Dan McGillivray	4	66.3	0:11.24 Overall 1400m	0:12.33 [6] (0:12.33)	3L		0:36.88 +2
7	7	<b>ABRACADAZZLE</b> Wanderson D'Avila	8	68.0	0:11.16 Overall 1400m	0:14.36 [7] (0:14.36)	16L		0:40.11 -2

Scratched: Angels Share (#8), Mikki Eight (#9)



Horse/Jockey Name	Semaphore Girl
Final Rank	1
Fastest Section Time (Section)	0:11.17 (1400m)
Top Speed [km/h] (Section)	66.5 (Overall)
Race State	Finished



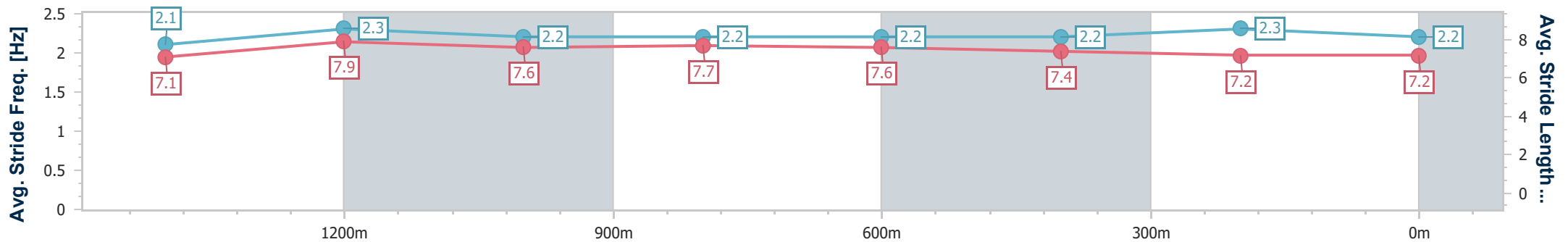
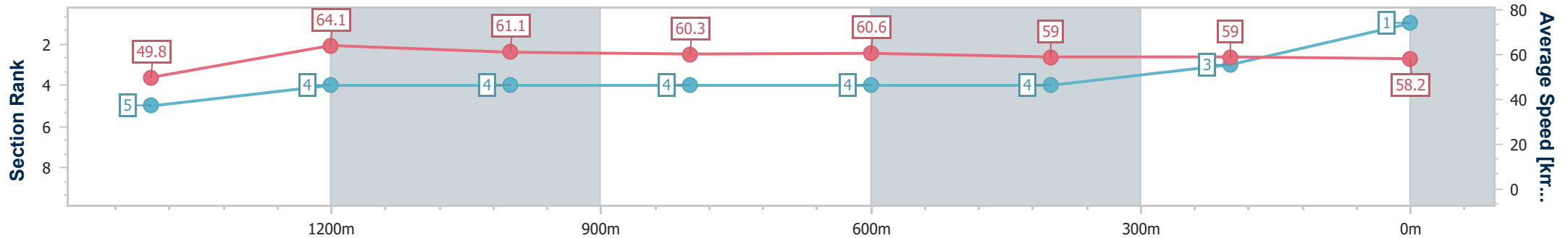
Toowoomba QLD Professional  
Race 4: QUEENSLAND ELECTRICAL SOLUTIONS  
BENCHMARK 70 Handicap - 1625m



26 August 2023 - 19:11

Track Rating: Good 4, Weather: Fine, Rail Position: +3m Entire

Section	Overall	1400m	1200m	1000m	800m	600m	400m	200m
Section Times	1:39.94 [1] (0:16.22)	1:23.72 [5] (0:11.17)	1:12.55 [4] (0:11.76)	1:00.79 [4] (0:12.04)	0:48.75 [4] (0:11.92)	0:36.83 [4] (0:12.20)	0:24.63 [4] (0:12.27)	0:12.36 [3] (0:12.36)
Average Speed [km/h]	49.8	64.1	61.1	60.3	60.6	59.0	59.0	58.2
Top Speed [km/h]	66.5	66.3	62.0	60.9	61.2	59.9	59.7	59.1
Avg. Dist. to Rail [m]	1.5	1.0	1.7	2.0	1.4	0.4	2.0	2.8
Avg. Stride Freq. [Hz]	2.1	2.3	2.2	2.2	2.2	2.2	2.3	2.2
Avg. Stride Length [m]	7.1	7.9	7.6	7.7	7.6	7.4	7.2	7.2



- [ ] Ranking at each section and finish
- .-.- No data available at this section
- NA No data available



Horse/Jockey Name	Steinbrenner
Final Rank	2
Fastest Section Time (Section)	0:11.22 (1400m)
Top Speed [km/h] (Section)	67.5 (Overall)
Race State	Finished



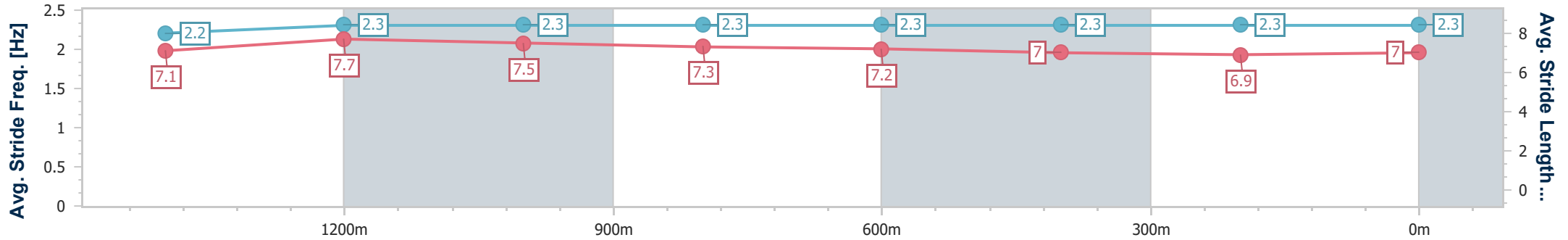
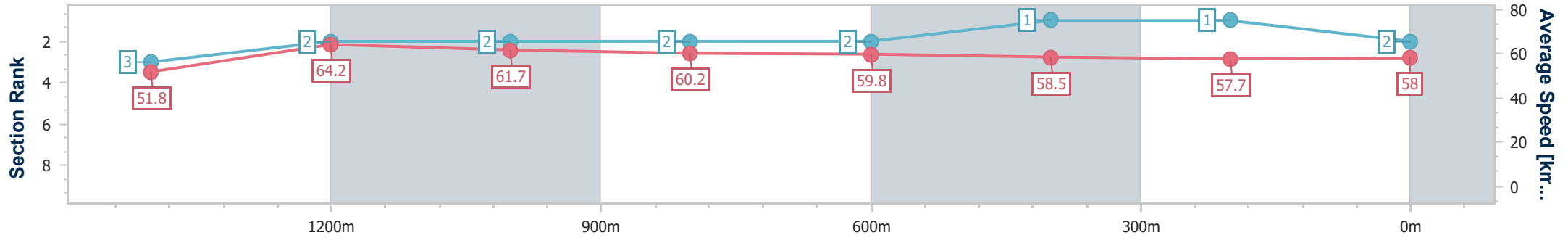
Toowoomba QLD Professional  
Race 4: QUEENSLAND ELECTRICAL SOLUTIONS  
BENCHMARK 70 Handicap - 1625m



26 August 2023 - 19:11

Track Rating: Good 4, Weather: Fine, Rail Position: +3m Entire

Section	Overall	1400m	1200m	1000m	800m	600m	400m	200m
Section Times	1:39.99 [2] (0:15.70)	1:24.29 [3] (0:11.22)	1:13.07 [2] (0:11.68)	1:01.39 [2] (0:11.99)	0:49.40 [2] (0:12.09)	0:37.31 [2] (0:12.38)	0:24.93 [1] (0:12.51)	0:12.42 [1] (0:12.42)
Average Speed [km/h]	51.8	64.2	61.7	60.2	59.8	58.5	57.7	58.0
Top Speed [km/h]	67.5	67.0	62.4	60.9	61.0	59.7	58.8	58.7
Avg. Dist. to Rail [m]	3.4	0.4	0.3	0.5	1.5	1.0	1.2	0.3
Avg. Stride Freq. [Hz]	2.2	2.3	2.3	2.3	2.3	2.3	2.3	2.3
Avg. Stride Length [m]	7.1	7.7	7.5	7.3	7.2	7.0	6.9	7.0



- [ ] Ranking at each section and finish
- .-.- No data available at this section
- NA No data available



Horse/Jockey Name	Raging Pole
Final Rank	3
Fastest Section Time (Section)	0:11.35 (1400m)
Top Speed [km/h] (Section)	66.3 (Overall)
Race State	Finished



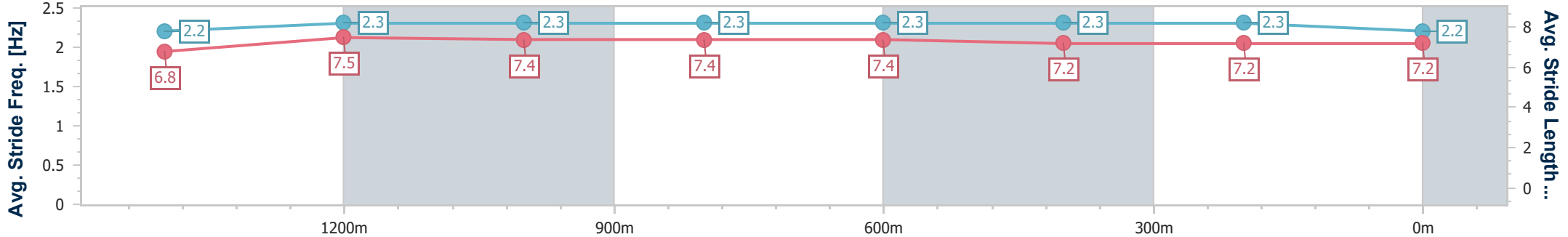
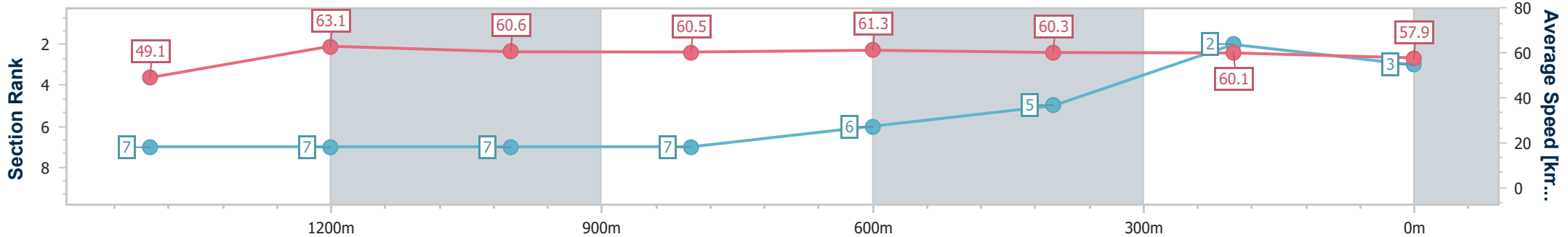
Toowoomba QLD Professional  
 Race 4: QUEENSLAND ELECTRICAL SOLUTIONS  
 BENCHMARK 70 Handicap - 1625m



26 August 2023 - 19:11

Track Rating: Good 4, Weather: Fine, Rail Position: +3m Entire

Section	Overall	1400m	1200m	1000m	800m	600m	400m	200m					
Section Times	1:39.99 [3] (0:16.53)	1:23.46 [7] (0:11.35)	1:12.11 [7] (0:11.89)	1:00.22 [7] (0:11.90)	0:48.32 [7] (0:11.78)	0:36.54 [6] (0:12.03)	0:24.51 [5] (0:12.10)	0:12.41 [2] (0:12.41)					
Average Speed [km/h]	49.1	63.1	60.6	60.5	61.3	60.3	60.1	57.9					
Top Speed [km/h]	66.3	66.3	61.0	61.4	61.9	61.8	60.7	59.3					
Avg. Dist. to Rail [m]	2.2	0.9	0.9	0.3	0.9	1.4	2.8	2.5					
Avg. Stride Freq. [Hz]	2.2	2.3	2.3	2.3	2.3	2.3	2.3	2.2					
Avg. Stride Length [m]	6.8	7.5	7.4	7.4	7.4	7.2	7.2	7.2					



- [ ] Ranking at each section and finish
- .-.- No data available at this section
- NA No data available



Horse/Jockey Name	Crack Of Doom
Final Rank	4
Fastest Section Time (Section)	0:11.49 (1400m)
Top Speed [km/h] (Section)	66.4 (Overall)
Race State	Finished



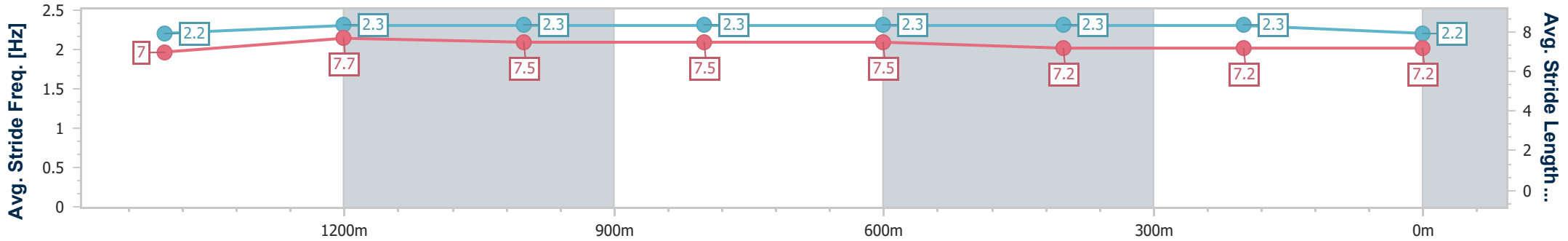
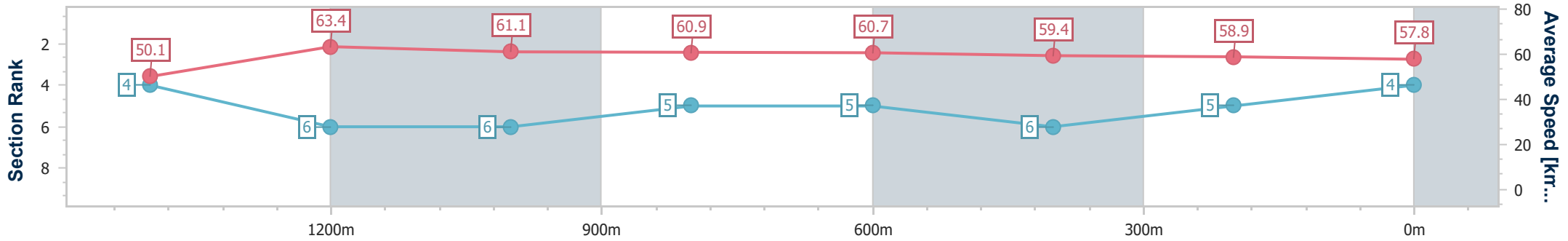
Toowoomba QLD Professional  
Race 4: QUEENSLAND ELECTRICAL SOLUTIONS  
BENCHMARK 70 Handicap - 1625m



26 August 2023 - 19:11

Track Rating: Good 4, Weather: Fine, Rail Position: +3m Entire

Section	Overall	1400m	1200m	1000m	800m	600m	400m	200m					
Section Times	1:40.33 [4] (0:16.20)	1:24.13 [4] (0:11.49)	1:12.64 [6] (0:11.80)	1:00.84 [6] (0:11.86)	0:48.98 [5] (0:11.93)	0:37.05 [5] (0:12.27)	0:24.78 [6] (0:12.35)	0:12.43 [5] (0:12.43)					
Average Speed [km/h]	50.1	63.4	61.1	60.9	60.7	59.4	58.9	57.8					
Top Speed [km/h]	66.4	66.3	63.2	62.0	61.6	60.9	59.6	59.0					
Avg. Dist. to Rail [m]	2.4	1.9	2.0	1.3	1.5	2.6	2.4	3.3					
Avg. Stride Freq. [Hz]	2.2	2.3	2.3	2.3	2.3	2.3	2.3	2.2					
Avg. Stride Length [m]	7.0	7.7	7.5	7.5	7.5	7.2	7.2	7.2					



- [ ] Ranking at each section and finish
- .-.- No data available at this section
- NA No data available



Horse/Jockey Name	Cosmic Gossip
Final Rank	5
Fastest Section Time (Section)	0:11.49 (1400m)
Top Speed [km/h] (Section)	67.3 (Overall)
Race State	Finished



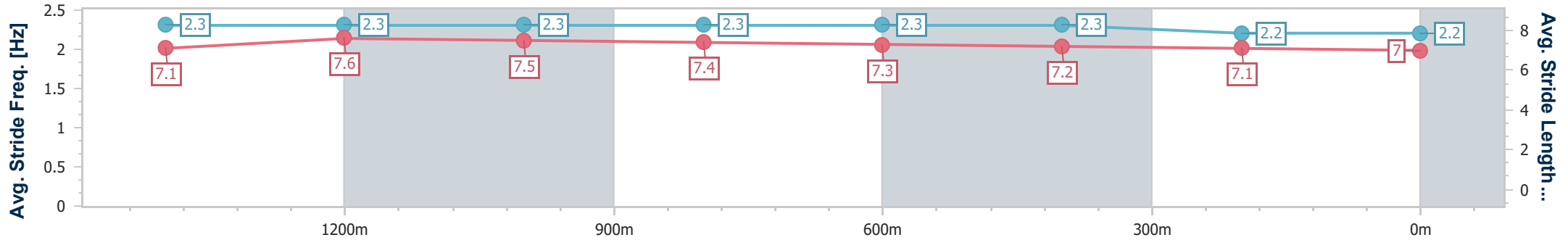
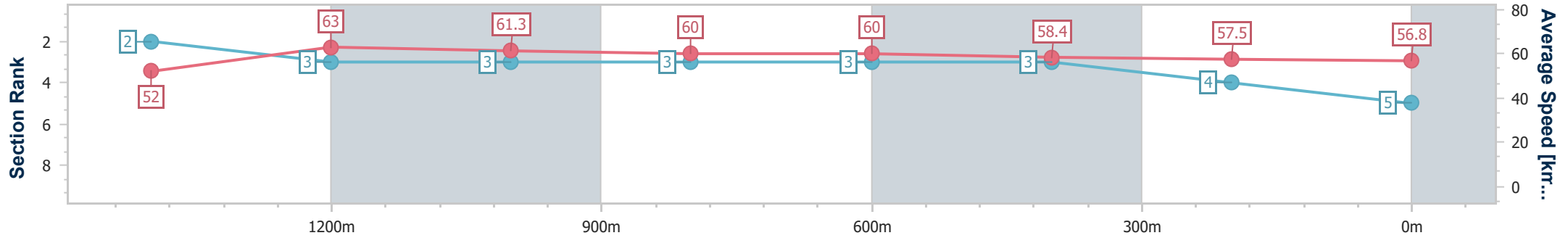
Toowoomba QLD Professional  
Race 4: QUEENSLAND ELECTRICAL SOLUTIONS  
BENCHMARK 70 Handicap - 1625m



26 August 2023 - 19:11

Track Rating: Good 4, Weather: Fine, Rail Position: +3m Entire

Section	Overall	1400m	1200m	1000m	800m	600m	400m	200m					
Section Times	1:40.47 [5] (0:15.65)	1:24.82 [2] (0:11.49)	1:13.33 [3] (0:11.76)	1:01.57 [3] (0:12.04)	0:49.53 [3] (0:12.02)	0:37.51 [3] (0:12.30)	0:25.21 [3] (0:12.57)	0:12.64 [4] (0:12.64)					
Average Speed [km/h]	52.0	63.0	61.3	60.0	60.0	58.4	57.5	56.8					
Top Speed [km/h]	67.3	65.7	62.4	61.1	61.2	59.7	58.2	57.4					
Avg. Dist. to Rail [m]	3.6	0.9	0.9	1.3	0.3	0.5	0.6	1.1					
Avg. Stride Freq. [Hz]	2.3	2.3	2.3	2.3	2.3	2.3	2.2	2.2					
Avg. Stride Length [m]	7.1	7.6	7.5	7.4	7.3	7.2	7.1	7.0					



- [ ] Ranking at each section and finish
- .-.- No data available at this section
- NA No data available



Horse/Jockey Name	Festival Prince
Final Rank	6
Fastest Section Time (Section)	0:11.24 (1400m)
Top Speed [km/h] (Section)	66.3 (Overall)
Race State	Finished



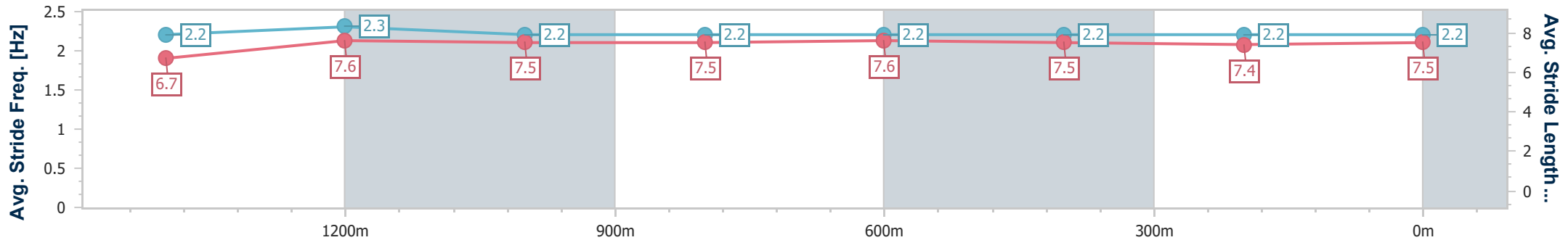
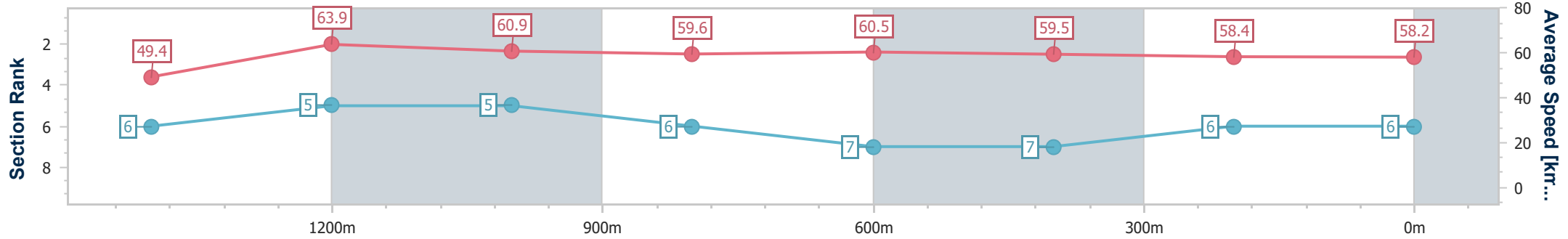
Toowoomba QLD Professional  
Race 4: QUEENSLAND ELECTRICAL SOLUTIONS  
BENCHMARK 70 Handicap - 1625m



26 August 2023 - 19:11

Track Rating: Good 4, Weather: Fine, Rail Position: +3m Entire

Section	Overall	1400m	1200m	1000m	800m	600m	400m	200m					
Section Times	1:40.49 [6] (0:16.43)	1:24.06 [6] (0:11.24)	1:12.82 [5] (0:11.82)	1:01.00 [5] (0:12.15)	0:48.85 [6] (0:11.97)	0:36.88 [7] (0:12.15)	0:24.73 [7] (0:12.40)	0:12.33 [6] (0:12.33)					
Average Speed [km/h]	49.4	63.9	60.9	59.6	60.5	59.5	58.4	58.2					
Top Speed [km/h]	66.3	65.3	61.6	61.6	61.4	60.4	59.3	58.9					
Avg. Dist. to Rail [m]	1.7	0.6	1.3	1.5	1.6	0.9	1.6	1.9					
Avg. Stride Freq. [Hz]	2.2	2.3	2.2	2.2	2.2	2.2	2.2	2.2					
Avg. Stride Length [m]	6.7	7.6	7.5	7.5	7.6	7.5	7.4	7.5					



- [ ] Ranking at each section and finish
- .-.- No data available at this section
- NA No data available





Horse/Jockey Name	Abracadazzle
Final Rank	7
Fastest Section Time (Section)	0:11.16 (1400m)
Top Speed [km/h] (Section)	68.0 (Overall)
Race State	Finished



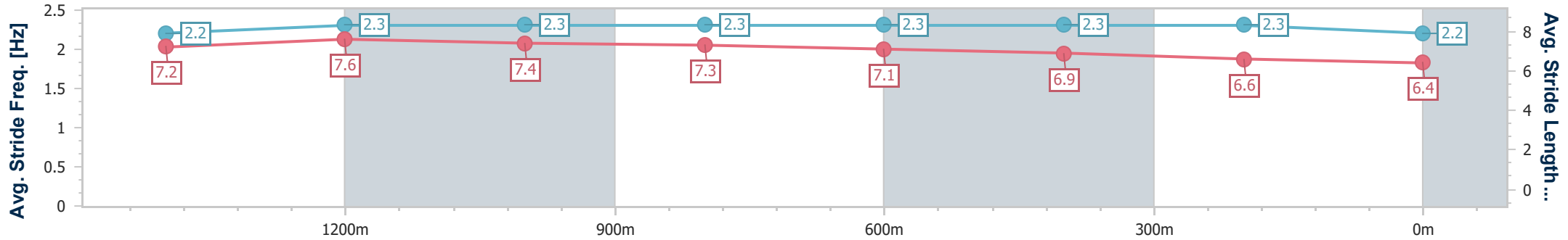
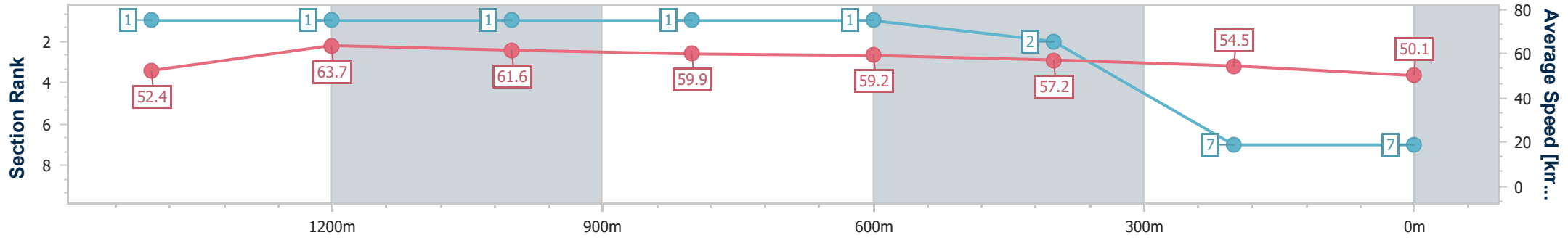
Toowoomba QLD Professional  
Race 4: QUEENSLAND ELECTRICAL SOLUTIONS  
BENCHMARK 70 Handicap - 1625m



26 August 2023 - 19:11

Track Rating: Good 4, Weather: Fine, Rail Position: +3m Entire

Section	Overall	1400m	1200m	1000m	800m	600m	400m	200m					
Section Times	1:42.73 [7] (0:15.53)	1:27.20 [1] (0:11.16)	1:16.04 [1] (0:11.66)	1:04.38 [1] (0:12.07)	0:52.31 [1] (0:12.20)	0:40.11 [1] (0:12.56)	0:27.55 [2] (0:13.19)	0:14.36 [7] (0:14.36)					
Average Speed [km/h]	52.4	63.7	61.6	59.9	59.2	57.2	54.5	50.1					
Top Speed [km/h]	68.0	66.7	62.3	60.9	59.9	59.0	55.8	52.9					
Avg. Dist. to Rail [m]	2.9	2.2	0.4	0.5	1.3	0.3	0.3	0.2					
Avg. Stride Freq. [Hz]	2.2	2.3	2.3	2.3	2.3	2.3	2.3	2.2					
Avg. Stride Length [m]	7.2	7.6	7.4	7.3	7.1	6.9	6.6	6.4					



- [ ] Ranking at each section and finish
- .-.- No data available at this section
- NA No data available