



# Toowoomba QLD Professional

## Race 3: K&R PLUMBING SUPPLIES BENCHMARK 68 Handicap - 1300m

26 August 2023 - 18:35



Track Rating: Good 4, Weather: Fine, Rail Position: +3m Entire

Section												Last 600m	
Field Times												0:36.32	
				Overall	1200m	1000m	800m	600m	400m				
				1:19.59 (0:08.58)	1:11.01 (0:10.99)	1:00.02 (0:11.62)	0:48.40 (0:12.08)	0:36.32 (0:12.22)	0:24.10 (0:11.99)				
Rank	TAB	Horse/Jockey	Barrier	Top Speed [km/h]	Fastest Section							Distance Travelled [m]	
1	3	<b>TO LOVE SOMEBODY</b> Les Tilley	1	64.7 1200m	0:08.81 Overall	1:19.59 [1] (0:08.81)	1:10.78 [5] (0:11.29)	0:59.49 [6] (0:11.79)	0:47.70 [6] (0:12.02)	0:35.68 [6] (0:11.86)	0:23.82 [3] (0:11.71)	0:35.68	
2	4	<b>FOREVER VOLO</b> Kenji Yoshida	8	67.0 1200m	0:08.58 Overall	1:19.65 [2] (0:08.58)	1:11.07 [1] (0:11.00)	1:00.07 [2] (0:11.61)	0:48.46 [1] (0:12.08)	0:36.38 [1] (0:12.31)	0:24.07 [2] (0:11.93)	0:36.38	+3
3	9	<b>TEXAS STORM</b> Dan McGillivray	2	66.1 1200m	0:08.60 Overall	1:19.87 [3] (0:08.60)	1:11.27 [2] (0:11.14)	1:00.13 [3] (0:11.77)	0:48.36 [3] (0:12.04)	0:36.32 [3] (0:12.51)	0:23.81 [6] (0:11.74)	0:36.32	+4
4	2	<b>PERFECT ENCOUNTER</b> Justin Huxtable	4	65.9 1200m	0:08.81 Overall	1:19.99 [4] (0:08.81)	1:11.18 [6] (0:11.19)	0:59.99 [5] (0:11.82)	0:48.17 [5] (0:12.04)	0:36.13 [5] (0:11.97)	0:24.16 [5] (0:11.94)	0:36.13	+6
5	10	<b>DARING BELLE</b> Rikki Jamieson	6	66.0 1200m	0:09.12 Overall	1:20.12 [5] (0:09.12)	1:11.00 [9] (0:11.11)	0:59.89 [7] (0:11.82)	0:48.07 [7] (0:11.97)	0:36.10 [7] (0:12.06)	0:24.04 [7] (0:11.86)	0:36.10	+7
6	7	<b>MENSA MAESTRO</b> Nozi Tomizawa	10	67.9 1200m	0:08.68 Overall	1:20.16 [6] (0:08.68)	1:11.48 [3] (0:10.89)	1:00.59 [1] (0:11.78)	0:48.81 [2] (0:12.08)	0:36.73 [2] (0:12.06)	0:24.67 [1] (0:12.03)	0:36.73	+2
7	8	<b>EPICURIUS</b> Madeleine Wishart	3	64.6 1200m	0:09.01 Overall	1:20.24 [7] (0:09.01)	1:11.23 [7] (0:11.29)	0:59.94 [9] (0:11.84)	0:48.10 [8] (0:11.96)	0:36.14 [8] (0:11.99)	0:24.15 [8] (0:11.77)	0:36.14	-2
8	6	<b>START STRUTTING</b> Montanna Savva	9	66.0 1200m	0:09.02 Overall	1:20.36 [8] (0:09.02)	1:11.34 [8] (0:11.27)	1:00.07 [8] (0:12.02)	0:48.05 [9] (0:11.95)	0:36.10 [9] (0:11.85)	0:24.25 [9] (0:11.82)	0:36.10	+2
9	1	<b>CHASING JACKLEY</b> Emily Lang	5	66.2 1200m	0:08.75 Overall	1:20.45 [9] (0:08.75)	1:11.70 [4] (0:11.08)	1:00.62 [4] (0:11.76)	0:48.86 [4] (0:12.06)	0:36.80 [4] (0:12.16)	0:24.64 [4] (0:12.00)	0:36.80	+7

Scratched: Jubai Pride (#5)

[ ] Ranking at each section and finish  
 -:-:- No data available at this section  
 NA No data available

SCN Saddle cloth number  
 DNF Did not finish  
 DNT Did not track



# Toowoomba QLD Professional

## Race 3: K&R PLUMBING SUPPLIES BENCHMARK 68 Handicap - 1300m

26 August 2023 - 18:35



Track Rating: Good 4, Weather: Fine, Rail Position: +3m Entire

Section				200m				Last 600m	
Field Times				0:12.11				0:36.32	
				(0:12.11)					
Rank	TAB	Horse/Jockey	Barrier	Top Speed [km/h]	Fastest Section	Margin			Distance Travelled [m]
1	3	<b>TO LOVE SOMEBODY</b> Les Tilley	1	64.7 1200m	0:08.81 Overall	0:12.11 [1] (0:12.11)	1:19.59		0:35.68
2	4	<b>FOREVER VOLO</b> Kenji Yoshida	8	67.0 1200m	0:08.58 Overall	0:12.14 [2] (0:12.14)	0.2L		0:36.38 +3
3	9	<b>TEXAS STORM</b> Dan McGillivray	2	66.1 1200m	0:08.60 Overall	0:12.07 [5] (0:12.07)	1.5L		0:36.32 +4
4	2	<b>PERFECT ENCOUNTER</b> Justin Huxtable	4	65.9 1200m	0:08.81 Overall	0:12.22 [4] (0:12.22)	2L		0:36.13 +6
5	10	<b>DARING BELLE</b> Rikki Jamieson	6	66.0 1200m	0:09.12 Overall	0:12.18 [9] (0:12.18)	2.5L		0:36.10 +7
6	7	<b>MENSA MAESTRO</b> Nozi Tomizawa	10	67.9 1200m	0:08.68 Overall	0:12.64 [3] (0:12.64)	2.7L		0:36.73 +2
7	8	<b>EPICURIOUS</b> Madeleine Wishart	3	64.6 1200m	0:09.01 Overall	0:12.38 [7] (0:12.38)	3.1L		0:36.14 -2
8	6	<b>START STRUTTING</b> Montanna Savva	9	66.0 1200m	0:09.02 Overall	0:12.43 [8] (0:12.43)	3.6L		0:36.10 +2
9	1	<b>CHASING JACKLEY</b> Emily Lang	5	66.2 1200m	0:08.75 Overall	0:12.64 [6] (0:12.64)	4L		0:36.80 +7

Scratched: Jubai Pride (#5)

[ ] Ranking at each section and finish  
 -:-:- No data available at this section  
 NA No data available

SCN Saddle cloth number  
 DNF Did not finish  
 DNT Did not track



Horse/Jockey Name	To Love Somebody
Final Rank	1
Fastest Section Time (Section)	0:08.81 (Overall)
Top Speed [km/h] (Section)	64.7 (1200m)
Race State	Finished



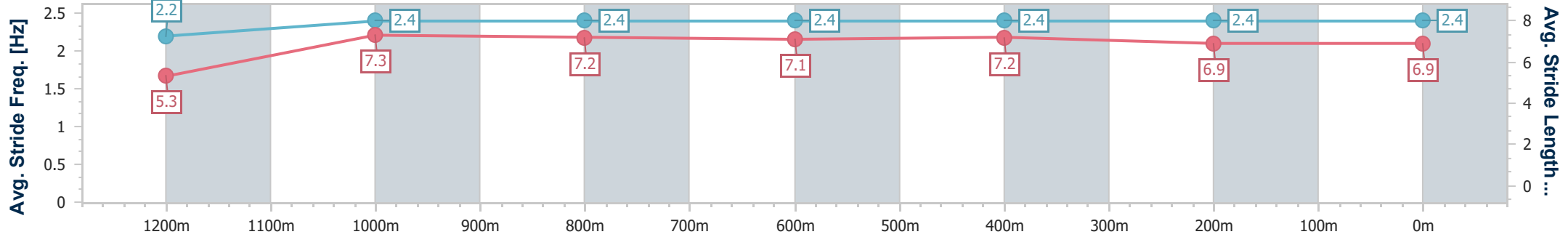
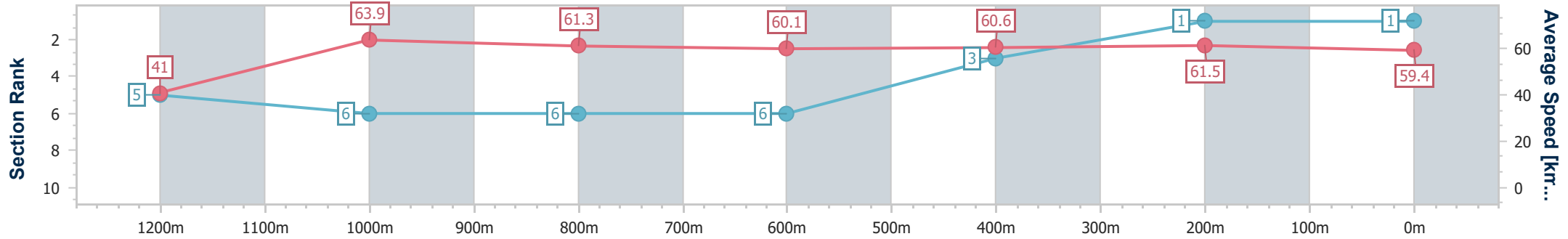
Toowoomba QLD Professional  
Race 3: K&R PLUMBING SUPPLIES BENCHMARK 68 Handicap  
- 1300m



26 August 2023 - 18:35

Track Rating: Good 4, Weather: Fine, Rail Position: +3m Entire

Section	Overall	1200m	1000m	800m	600m	400m	200m
Section Times	1:19.59 [1] (0:08.81)	1:10.78 [5] (0:11.29)	0:59.49 [6] (0:11.79)	0:47.70 [6] (0:12.02)	0:35.68 [6] (0:11.86)	0:23.82 [3] (0:11.71)	0:12.11 [1] (0:12.11)
Average Speed [km/h]	41.0	63.9	61.3	60.1	60.6	61.5	59.4
Top Speed [km/h]	62.8	64.7	64.1	61.0	62.4	62.8	61.6
Avg. Dist. to Rail [m]	4.2	1.1	1.4	1.1	0.4	0.2	0.3
Avg. Stride Freq. [Hz]	2.2	2.4	2.4	2.4	2.4	2.4	2.4
Avg. Stride Length [m]	5.3	7.3	7.2	7.1	7.2	6.9	6.9



- [ ] Ranking at each section and finish
- .-.- No data available at this section
- NA No data available



Horse/Jockey Name	Forever Volo
Final Rank	2
Fastest Section Time (Section)	0:08.58 (Overall)
Top Speed [km/h] (Section)	67.0 (1200m)
Race State	Finished



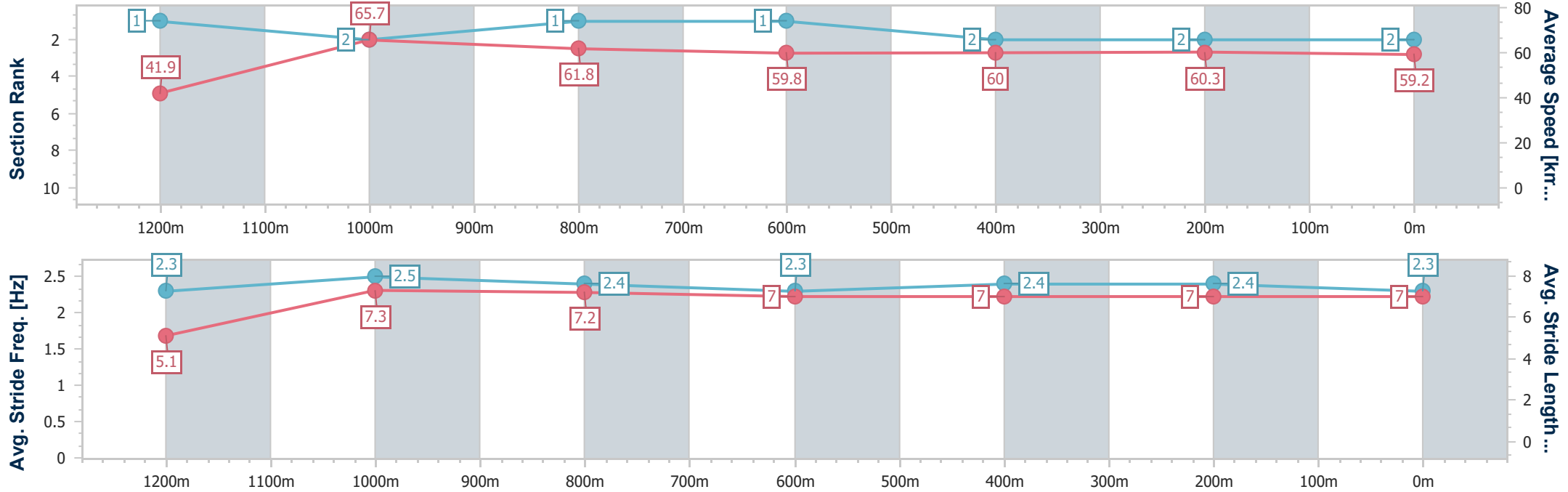
Toowoomba QLD Professional  
Race 3: K&R PLUMBING SUPPLIES BENCHMARK 68 Handicap  
- 1300m



26 August 2023 - 18:35

Track Rating: Good 4, Weather: Fine, Rail Position: +3m Entire

Section	Overall	1200m	1000m	800m	600m	400m	200m
Section Times	1:19.65 [2] (0:08.58)	1:11.07 [1] (0:11.00)	1:00.07 [2] (0:11.61)	0:48.46 [1] (0:12.08)	0:36.38 [1] (0:12.31)	0:24.07 [2] (0:11.93)	0:12.14 [2] (0:12.14)
Average Speed [km/h]	41.9	65.7	61.8	59.8	60.0	60.3	59.2
Top Speed [km/h]	64.8	67.0	63.6	61.2	60.8	61.7	59.8
Avg. Dist. to Rail [m]	9.1	2.4	1.5	2.1	5.0	1.9	2.6
Avg. Stride Freq. [Hz]	2.3	2.5	2.4	2.3	2.4	2.4	2.3
Avg. Stride Length [m]	5.1	7.3	7.2	7.0	7.0	7.0	7.0



- [ ] Ranking at each section and finish
- .-.- No data available at this section
- NA No data available



Horse/Jockey Name	Texas Storm
Final Rank	3
Fastest Section Time (Section)	0:08.60 (Overall)
Top Speed [km/h] (Section)	66.1 (1200m)
Race State	Finished



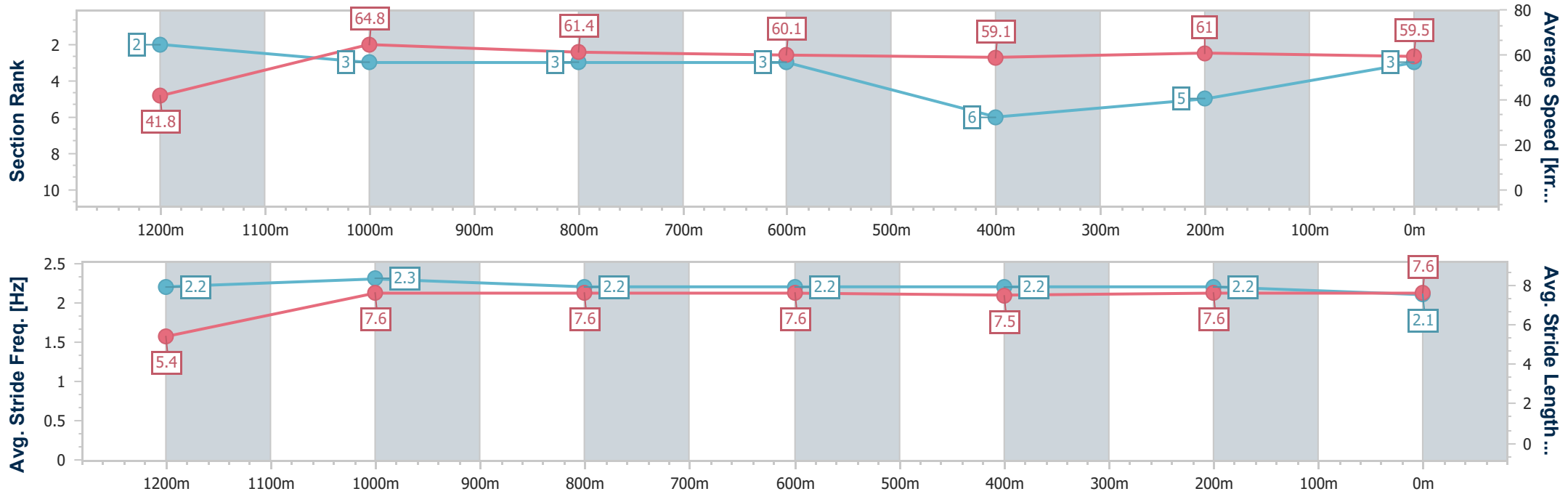
Toowoomba QLD Professional  
Race 3: K&R PLUMBING SUPPLIES BENCHMARK 68 Handicap  
- 1300m



26 August 2023 - 18:35

Track Rating: Good 4, Weather: Fine, Rail Position: +3m Entire

Section	Overall	1200m	1000m	800m	600m	400m	200m
Section Times	1:19.87 [3] (0:08.60)	1:11.27 [2] (0:11.14)	1:00.13 [3] (0:11.77)	0:48.36 [3] (0:12.04)	0:36.32 [3] (0:12.51)	0:23.81 [6] (0:11.74)	0:12.07 [5]
Average Speed [km/h]	41.8	64.8	61.4	60.1	59.1	61.0	59.5
Top Speed [km/h]	63.3	66.1	63.5	61.3	59.9	61.7	60.7
Avg. Dist. to Rail [m]	3.7	2.1	0.9	2.3	4.6	2.0	1.7
Avg. Stride Freq. [Hz]	2.2	2.3	2.2	2.2	2.2	2.2	2.1
Avg. Stride Length [m]	5.4	7.6	7.6	7.6	7.5	7.6	7.6



- [ ] Ranking at each section and finish
- .-.- No data available at this section
- NA No data available



Horse/Jockey Name	Perfect Encounter
Final Rank	4
Fastest Section Time (Section)	0:08.81 (Overall)
Top Speed [km/h] (Section)	65.9 (1200m)
Race State	Finished



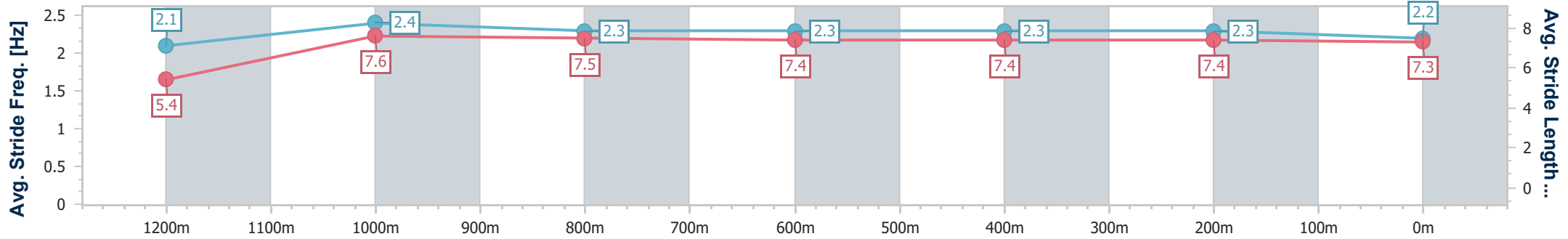
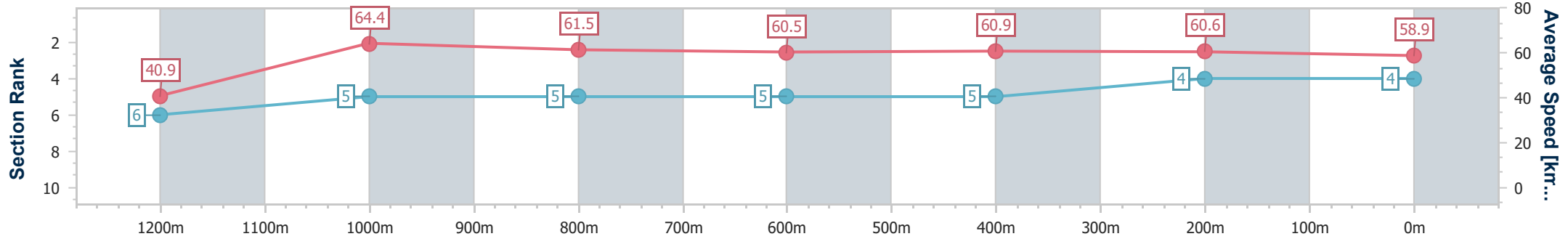
Toowoomba QLD Professional  
Race 3: K&R PLUMBING SUPPLIES BENCHMARK 68 Handicap  
- 1300m



26 August 2023 - 18:35

Track Rating: Good 4, Weather: Fine, Rail Position: +3m Entire

Section	Overall	1200m	1000m	800m	600m	400m	200m
Section Times	1:19.99 [4] (0:08.81)	1:11.18 [6] (0:11.19)	0:59.99 [5] (0:11.82)	0:48.17 [5] (0:12.04)	0:36.13 [5] (0:11.97)	0:24.16 [5] (0:11.94)	0:12.22 [4] (0:12.22)
Average Speed [km/h]	40.9	64.4	61.5	60.5	60.9	60.6	58.9
Top Speed [km/h]	61.8	65.9	63.8	60.8	61.4	61.3	61.1
Avg. Dist. to Rail [m]	5.6	2.6	2.8	3.5	2.7	1.2	1.0
Avg. Stride Freq. [Hz]	2.1	2.4	2.3	2.3	2.3	2.3	2.2
Avg. Stride Length [m]	5.4	7.6	7.5	7.4	7.4	7.4	7.3



- [ ] Ranking at each section and finish
- .-.- No data available at this section
- NA No data available



Horse/Jockey Name	Daring Belle
Final Rank	5
Fastest Section Time (Section)	0:09.12 (Overall)
Top Speed [km/h] (Section)	66.0 (1200m)
Race State	Finished



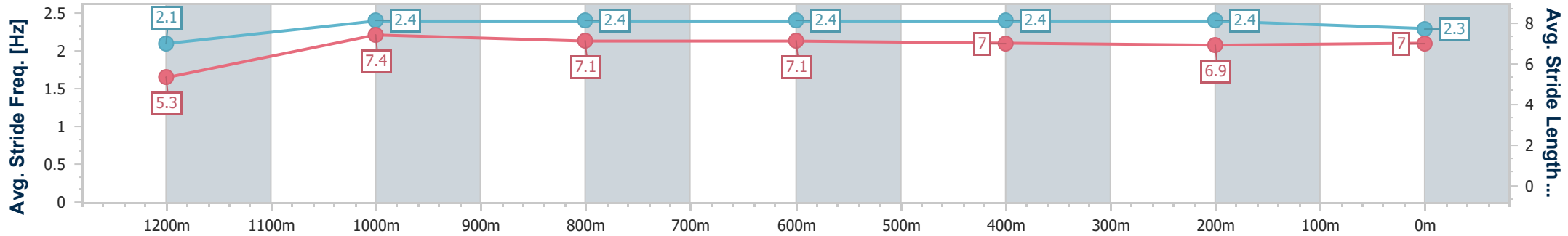
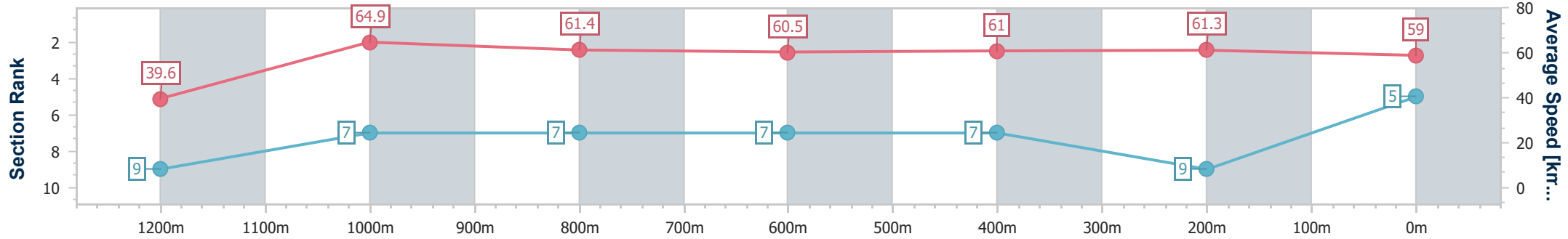
Toowoomba QLD Professional  
Race 3: K&R PLUMBING SUPPLIES BENCHMARK 68 Handicap  
- 1300m



26 August 2023 - 18:35

Track Rating: Good 4, Weather: Fine, Rail Position: +3m Entire

Section	Overall	1200m	1000m	800m	600m	400m	200m
Section Times	1:20.12 [5] (0:09.12)	1:11.00 [9] (0:11.11)	0:59.89 [7] (0:11.82)	0:48.07 [7] (0:11.97)	0:36.10 [7] (0:12.06)	0:24.04 [7] (0:11.86)	0:12.18 [9] (0:12.18)
Average Speed [km/h]	39.6	64.9	61.4	60.5	61.0	61.3	59.0
Top Speed [km/h]	63.1	66.0	63.7	61.6	62.0	62.2	60.6
Avg. Dist. to Rail [m]	6.4	1.7	2.2	2.3	3.9	3.2	4.3
Avg. Stride Freq. [Hz]	2.1	2.4	2.4	2.4	2.4	2.4	2.3
Avg. Stride Length [m]	5.3	7.4	7.1	7.1	7.0	6.9	7.0



- [ ] Ranking at each section and finish
- .-.- No data available at this section
- NA No data available



Horse/Jockey Name	Mensa Maestro
Final Rank	6
Fastest Section Time (Section)	0:08.68 (Overall)
Top Speed [km/h] (Section)	67.9 (1200m)
Race State	Finished



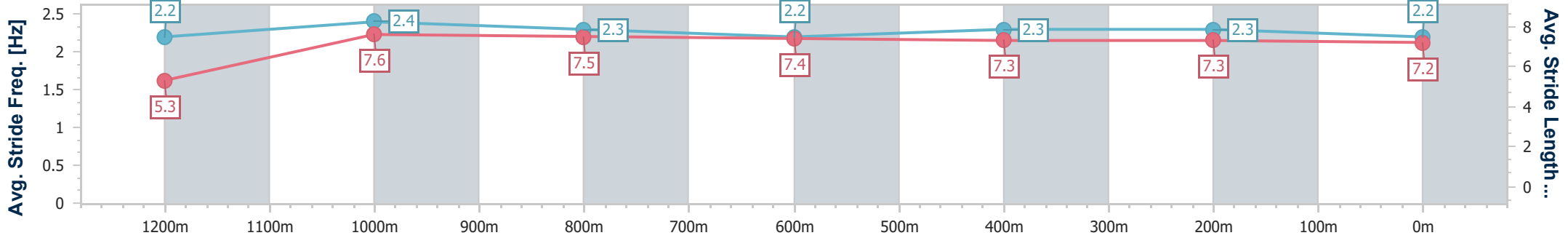
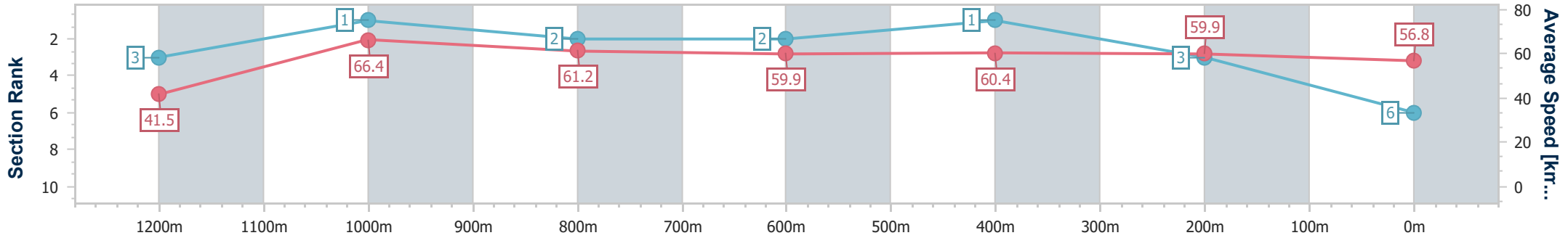
Toowoomba QLD Professional  
Race 3: K&R PLUMBING SUPPLIES BENCHMARK 68 Handicap  
- 1300m



26 August 2023 - 18:35

Track Rating: Good 4, Weather: Fine, Rail Position: +3m Entire

Section	Overall	1200m	1000m	800m	600m	400m	200m
Section Times	1:20.16 [6] (0:08.68)	1:11.48 [3] (0:10.89)	1:00.59 [1] (0:11.78)	0:48.81 [2] (0:12.08)	0:36.73 [2] (0:12.06)	0:24.67 [1] (0:12.03)	0:12.64 [3] (0:12.64)
Average Speed [km/h]	41.5	66.4	61.2	59.9	60.4	59.9	56.8
Top Speed [km/h]	64.6	67.9	64.0	61.1	60.8	60.9	59.3
Avg. Dist. to Rail [m]	9.2	2.6	0.5	1.8	2.3	0.5	0.6
Avg. Stride Freq. [Hz]	2.2	2.4	2.3	2.2	2.3	2.3	2.2
Avg. Stride Length [m]	5.3	7.6	7.5	7.4	7.3	7.3	7.2



- [ ] Ranking at each section and finish
- .-.- No data available at this section
- NA No data available





Horse/Jockey Name	Epicurious
Final Rank	7
Fastest Section Time (Section)	0:09.01 (Overall)
Top Speed [km/h] (Section)	64.6 (1200m)
Race State	Finished



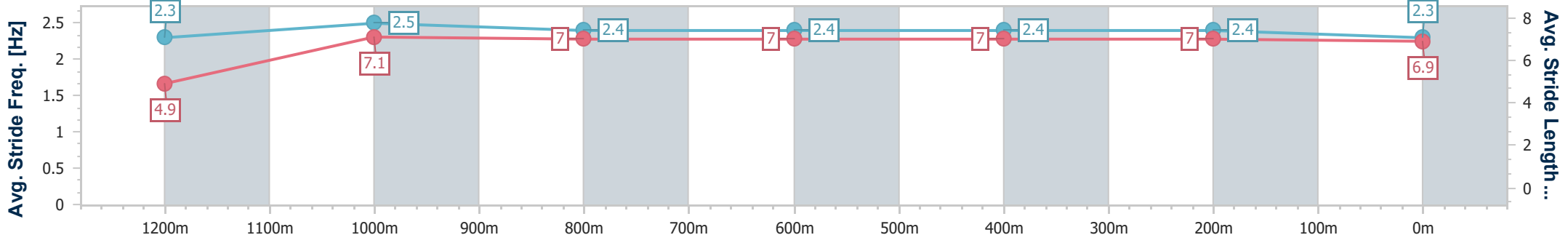
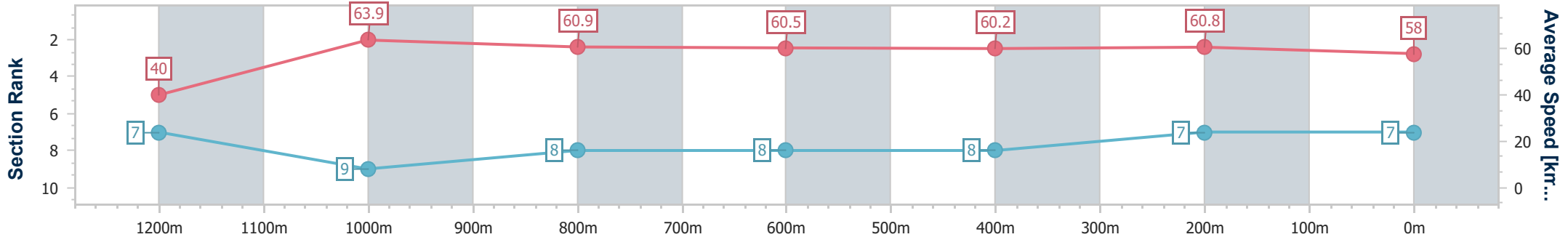
Toowoomba QLD Professional  
Race 3: K&R PLUMBING SUPPLIES BENCHMARK 68 Handicap  
- 1300m



26 August 2023 - 18:35

Track Rating: Good 4, Weather: Fine, Rail Position: +3m Entire

Section	Overall	1200m	1000m	800m	600m	400m	200m
Section Times	1:20.24 [7] (0:09.01)	1:11.23 [7] (0:11.29)	0:59.94 [9] (0:11.84)	0:48.10 [8] (0:11.96)	0:36.14 [8] (0:11.99)	0:24.15 [8] (0:11.77)	0:12.38 [7] (0:12.38)
Average Speed [km/h]	40.0	63.9	60.9	60.5	60.2	60.8	58.0
Top Speed [km/h]	63.1	64.6	62.9	61.2	60.9	61.6	59.6
Avg. Dist. to Rail [m]	5.2	1.1	1.1	1.6	1.2	1.6	0.9
Avg. Stride Freq. [Hz]	2.3	2.5	2.4	2.4	2.4	2.4	2.3
Avg. Stride Length [m]	4.9	7.1	7.0	7.0	7.0	7.0	6.9



- [ ] Ranking at each section and finish
- .-.- No data available at this section
- NA No data available



Horse/Jockey Name	Start Strutting
Final Rank	8
Fastest Section Time (Section)	0:09.02 (Overall)
Top Speed [km/h] (Section)	66.0 (1200m)
Race State	Finished



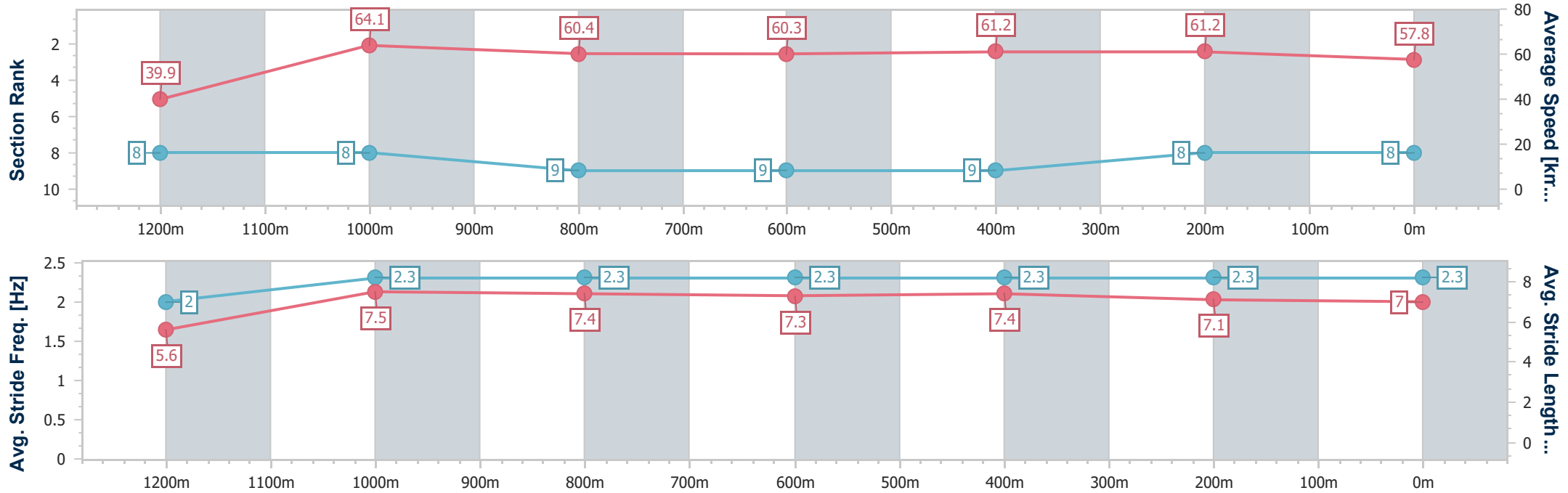
Toowoomba QLD Professional  
Race 3: K&R PLUMBING SUPPLIES BENCHMARK 68 Handicap  
- 1300m



26 August 2023 - 18:35

Track Rating: Good 4, Weather: Fine, Rail Position: +3m Entire

Section	Overall	1200m	1000m	800m	600m	400m	200m
Section Times	1:20.36 [8] (0:09.02)	1:11.34 [8] (0:11.27)	1:00.07 [8] (0:12.02)	0:48.05 [9] (0:11.95)	0:36.10 [9] (0:11.85)	0:24.25 [9] (0:11.82)	0:12.43 [8] (0:12.43)
Average Speed [km/h]	39.9	64.1	60.4	60.3	61.2	61.2	57.8
Top Speed [km/h]	61.9	66.0	61.3	62.0	62.2	62.3	60.2
Avg. Dist. to Rail [m]	8.6	3.9	2.3	1.7	1.3	1.2	1.1
Avg. Stride Freq. [Hz]	2.0	2.3	2.3	2.3	2.3	2.3	2.3
Avg. Stride Length [m]	5.6	7.5	7.4	7.3	7.4	7.1	7.0





Horse/Jockey Name	Chasing Jackley
Final Rank	9
Fastest Section Time (Section)	0:08.75 (Overall)
Top Speed [km/h] (Section)	66.2 (1200m)
Race State	Finished



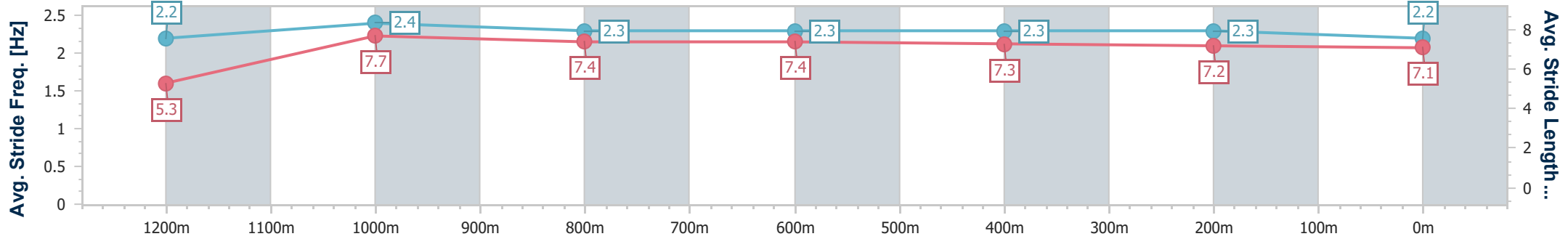
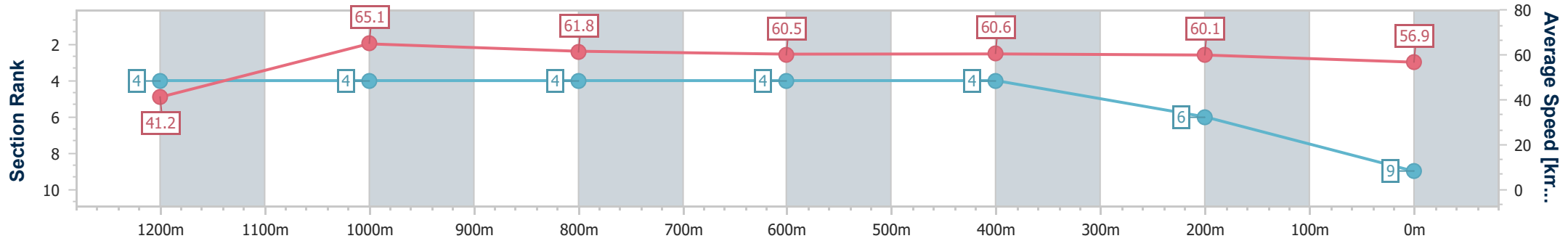
Toowoomba QLD Professional  
Race 3: K&R PLUMBING SUPPLIES BENCHMARK 68 Handicap  
- 1300m



26 August 2023 - 18:35

Track Rating: Good 4, Weather: Fine, Rail Position: +3m Entire

Section	Overall	1200m	1000m	800m	600m	400m	200m
Section Times	1:20.45 [9] (0:08.75)	1:11.70 [4] (0:11.08)	1:00.62 [4] (0:11.76)	0:48.86 [4] (0:12.06)	0:36.80 [4] (0:12.16)	0:24.64 [4] (0:12.00)	0:12.64 [6] (0:12.64)
Average Speed [km/h]	41.2	65.1	61.8	60.5	60.6	60.1	56.9
Top Speed [km/h]	63.3	66.2	64.5	62.0	61.3	62.5	58.9
Avg. Dist. to Rail [m]	7.1	3.0	2.2	3.8	4.6	0.7	1.4
Avg. Stride Freq. [Hz]	2.2	2.4	2.3	2.3	2.3	2.3	2.2
Avg. Stride Length [m]	5.3	7.7	7.4	7.4	7.3	7.2	7.1



- [ ] Ranking at each section and finish
- .-.- No data available at this section
- NA No data available