



Toowoomba QLD Professional

Race 1: NEIL MANSELL TRANSPORT Class 3 Handicap - 1100m

26 August 2023 - 17:20



Track Rating: Good 4, Weather: Fine, Rail Position: +3m Entire

Section		Overall	1000m	800m	600m	400m	200m	Last 600m					
Field Times		1:06.36 (0:08.30)	0:58.06 (0:11.06)	0:47.00 (0:11.02)	0:35.98 (0:11.61)	0:24.37 (0:11.95)	0:12.42 (0:12.42)	0:35.98					
Rank	TAB Horse/Jockey	Barrier	Top Speed [km/h]	Fastest Section	Margin							Distance Travelled [m]	
1	2 HOOT 'N' HOLLER Matthew McGillivray	9	68.1 800m	0:08.48 Overall	1:06.36 [1] (0:08.48)	0:57.88 [2] (0:11.11)	0:46.77 [2] (0:10.94)	0:35.83 [2] (0:11.47)	0:24.36 [2] (0:11.94)	0:12.42 [1] (0:12.42)	1:06.36	0:35.83	
2	7 CHAMPINSKY Emily Lang	1	66.6 800m	0:08.62 Overall	1:06.81 [2] (0:08.62)	0:58.19 [3] (0:11.04)	0:47.15 [3] (0:11.10)	0:36.05 [3] (0:11.54)	0:24.51 [3] (0:12.04)	0:12.47 [3] (0:12.47)	2.5L	0:36.05	-4
3	8 JUBILANT Madeleine Wishart	2	66.9 800m	0:08.64 Overall	1:06.83 [3] (0:08.64)	0:58.19 [4] (0:11.16)	0:47.03 [5] (0:11.04)	0:35.99 [5] (0:11.60)	0:24.39 [5] (0:12.09)	0:12.30 [5] (0:12.30)	2.6L	0:35.99	-1
4	1 POINT BREAK Dan McGillivray	7	66.9 800m	0:08.64 Overall	1:06.94 [4] (0:08.64)	0:58.30 [5] (0:11.16)	0:47.14 [4] (0:11.04)	0:36.10 [4] (0:11.55)	0:24.55 [4] (0:12.00)	0:12.55 [4] (0:12.55)	3.1L	0:36.10	+3
5	3 I AM FEARLESS Karl Zechner	6	66.2 1000m	0:08.30 Overall	1:07.17 [5] (0:08.30)	0:58.87 [1] (0:11.06)	0:47.81 [1] (0:11.02)	0:36.79 [1] (0:11.61)	0:25.18 [1] (0:12.13)	0:13.05 [2] (0:13.05)	4.4L	0:36.79	-1
6	5 WINDJANA Les Tilley	4	66.3 800m	0:08.82 Overall	1:07.54 [6] (0:08.82)	0:58.72 [6] (0:11.14)	0:47.58 [6] (0:11.09)	0:36.49 [6] (0:11.49)	0:25.00 [6] (0:12.03)	0:12.97 [6] (0:12.97)	6.4L	0:36.49	+3

Scratched: Estilled (#4), Hidden Spring (#10), Dragon Pins (#9), Mandalong Flag (#6)

[] Ranking at each section and finish
 -:-:- No data available at this section
 NA No data available

SCN Saddle cloth number
 DNF Did not finish
 DNT Did not track



Horse/Jockey Name	Hoot 'N' Holler
Final Rank	1
Fastest Section Time (Section)	0:08.48 (Overall)
Top Speed [km/h] (Section)	68.1 (800m)
Race State	Finished



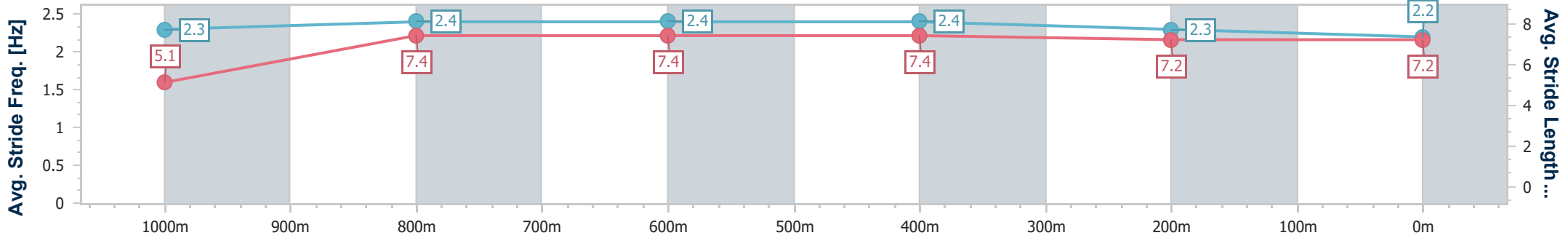
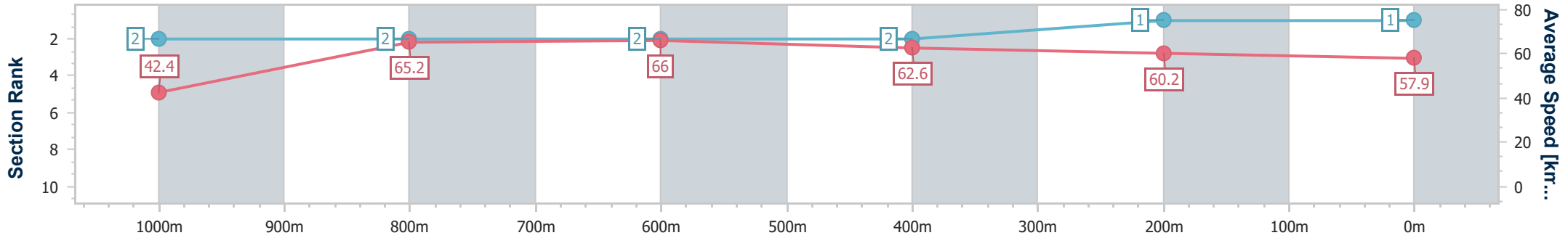
Toowoomba QLD Professional
Race 1: NEIL MANSELL TRANSPORT Class 3 Handicap - 1100m



26 August 2023 - 17:20

Track Rating: Good 4, Weather: Fine, Rail Position: +3m Entire

Section	Overall	1000m	800m	600m	400m	200m
Section Times	1:06.36 [1] (0:08.48)	0:57.88 [2] (0:11.11)	0:46.77 [2] (0:10.94)	0:35.83 [2] (0:11.47)	0:24.36 [2] (0:11.94)	0:12.42 [1] (0:12.42)
Average Speed [km/h]	42.4	65.2	66.0	62.6	60.2	57.9
Top Speed [km/h]	63.8	67.1	68.1	65.2	60.8	59.5
Avg. Dist. to Rail [m]	7.9	2.9	0.6	0.5	1.0	0.9
Avg. Stride Freq. [Hz]	2.3	2.4	2.4	2.4	2.3	2.2
Avg. Stride Length [m]	5.1	7.4	7.4	7.4	7.2	7.2



- [] Ranking at each section and finish
- .-.- No data available at this section
- NA No data available



Horse/Jockey Name	Champinsky
Final Rank	2
Fastest Section Time (Section)	0:08.62 (Overall)
Top Speed [km/h] (Section)	66.6 (800m)
Race State	Finished



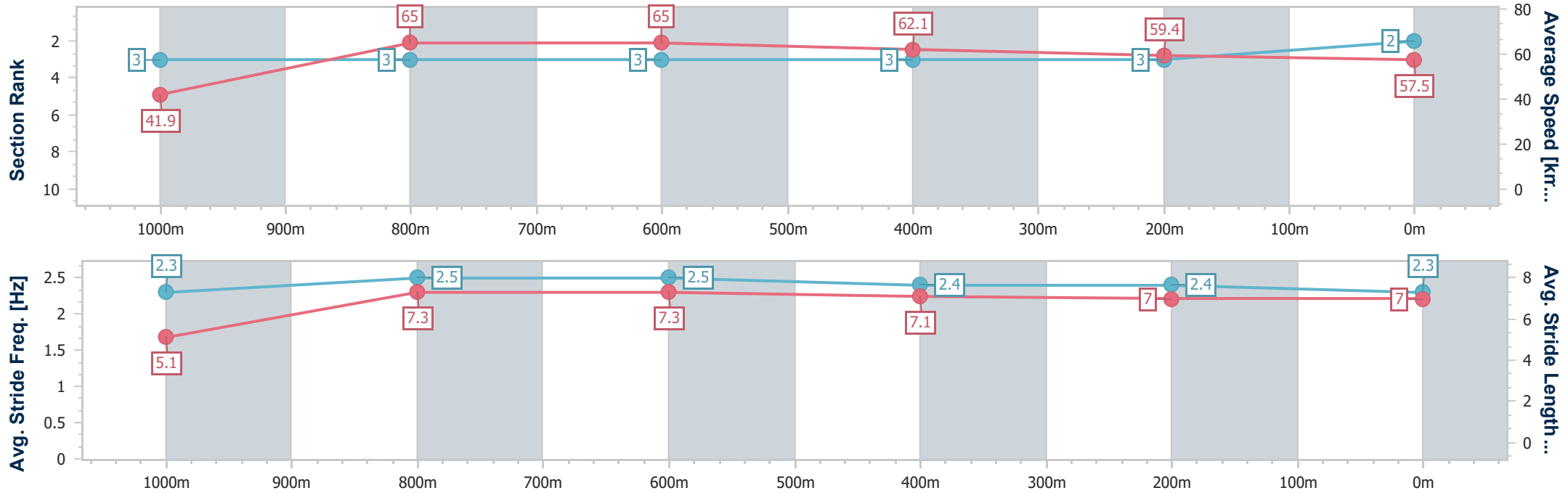
Toowoomba QLD Professional
Race 1: NEIL MANSELL TRANSPORT Class 3 Handicap - 1100m



26 August 2023 - 17:20

Track Rating: Good 4, Weather: Fine, Rail Position: +3m Entire

Section	Overall	1000m	800m	600m	400m	200m
Section Times	1:06.81 [2] (0:08.62)	0:58.19 [3] (0:11.04)	0:47.15 [3] (0:11.10)	0:36.05 [3] (0:11.54)	0:24.51 [3] (0:12.04)	0:12.47 [3] (0:12.47)
Average Speed [km/h]	41.9	65.0	65.0	62.1	59.4	57.5
Top Speed [km/h]	61.0	66.4	66.6	65.8	61.8	58.3
Avg. Dist. to Rail [m]	2.3	0.6	0.7	0.9	1.1	0.8
Avg. Stride Freq. [Hz]	2.3	2.5	2.5	2.4	2.4	2.3
Avg. Stride Length [m]	5.1	7.3	7.3	7.1	7.0	7.0



- [] Ranking at each section and finish
- .-.- No data available at this section
- NA No data available



Horse/Jockey Name	Jubilant
Final Rank	3
Fastest Section Time (Section)	0:08.64 (Overall)
Top Speed [km/h] (Section)	66.9 (800m)
Race State	Finished



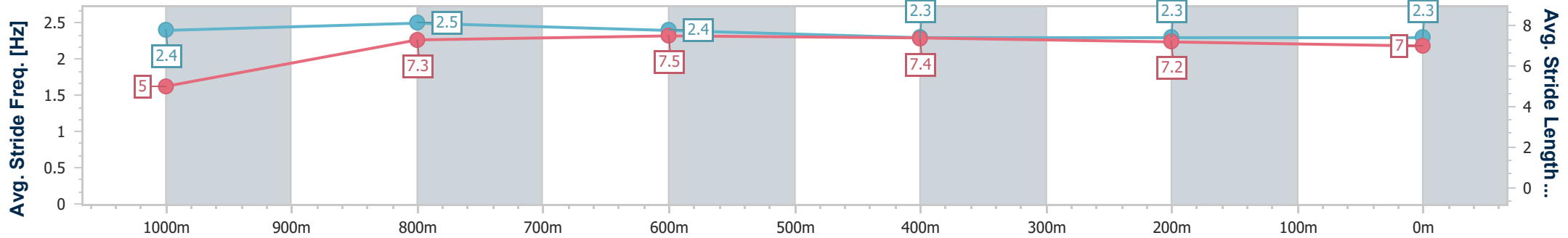
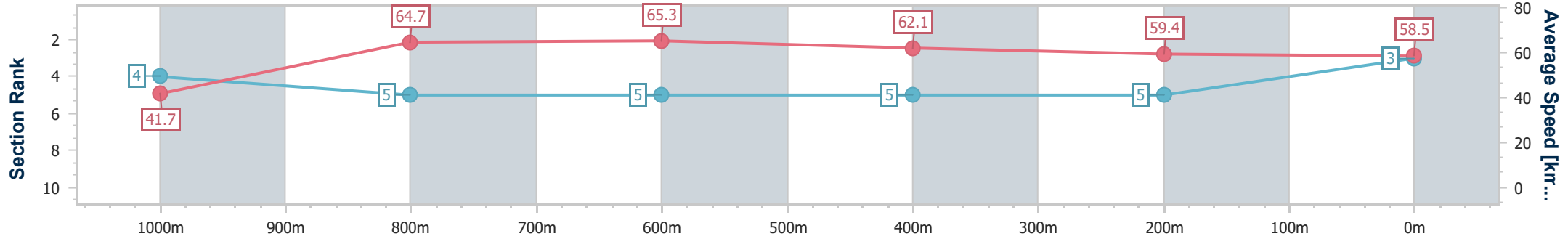
Toowoomba QLD Professional
Race 1: NEIL MANSELL TRANSPORT Class 3 Handicap - 1100m



26 August 2023 - 17:20

Track Rating: Good 4, Weather: Fine, Rail Position: +3m Entire

Section	Overall	1000m	800m	600m	400m	200m
Section Times	1:06.83 [3] (0:08.64)	0:58.19 [4] (0:11.16)	0:47.03 [5] (0:11.04)	0:35.99 [5] (0:11.60)	0:24.39 [5] (0:12.09)	0:12.30 [5] (0:12.30)
Average Speed [km/h]	41.7	64.7	65.3	62.1	59.4	58.5
Top Speed [km/h]	62.5	66.0	66.9	63.5	60.5	59.5
Avg. Dist. to Rail [m]	2.6	0.7	0.6	0.3	1.0	1.5
Avg. Stride Freq. [Hz]	2.4	2.5	2.4	2.3	2.3	2.3
Avg. Stride Length [m]	5.0	7.3	7.5	7.4	7.2	7.0



- [] Ranking at each section and finish
- .-.- No data available at this section
- NA No data available



Horse/Jockey Name	Point Break
Final Rank	4
Fastest Section Time (Section)	0:08.64 (Overall)
Top Speed [km/h] (Section)	66.9 (800m)
Race State	Finished



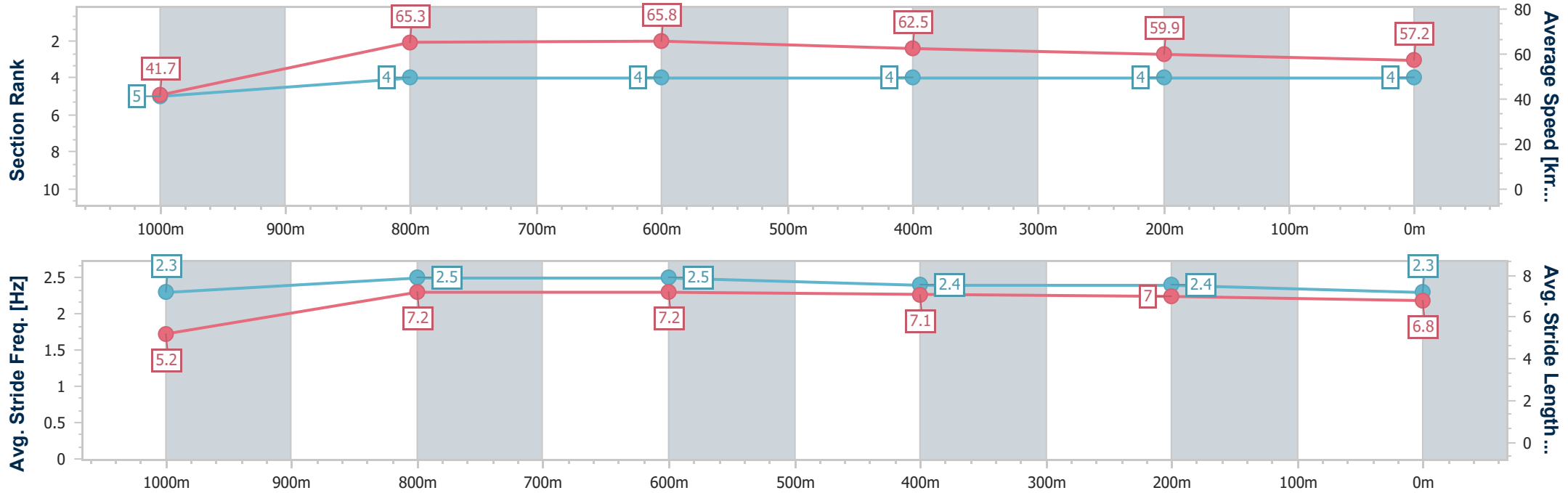
Toowoomba QLD Professional
Race 1: NEIL MANSELL TRANSPORT Class 3 Handicap - 1100m



26 August 2023 - 17:20

Track Rating: Good 4, Weather: Fine, Rail Position: +3m Entire

Section	Overall	1000m	800m	600m	400m	200m
Section Times	1:06.94 [4] (0:08.64)	0:58.30 [5] (0:11.16)	0:47.14 [4] (0:11.04)	0:36.10 [4] (0:11.55)	0:24.55 [4] (0:12.00)	0:12.55 [4] (0:12.55)
Average Speed [km/h]	41.7	65.3	65.8	62.5	59.9	57.2
Top Speed [km/h]	62.9	66.6	66.9	65.4	60.9	58.8
Avg. Dist. to Rail [m]	5.7	3.9	2.6	0.8	0.5	1.7
Avg. Stride Freq. [Hz]	2.3	2.5	2.5	2.4	2.4	2.3
Avg. Stride Length [m]	5.2	7.2	7.2	7.1	7.0	6.8



- [] Ranking at each section and finish
- .-.- No data available at this section
- NA No data available



Horse/Jockey Name	I Am Fearless
Final Rank	5
Fastest Section Time (Section)	0:08.30 (Overall)
Top Speed [km/h] (Section)	66.2 (1000m)
Race State	Finished



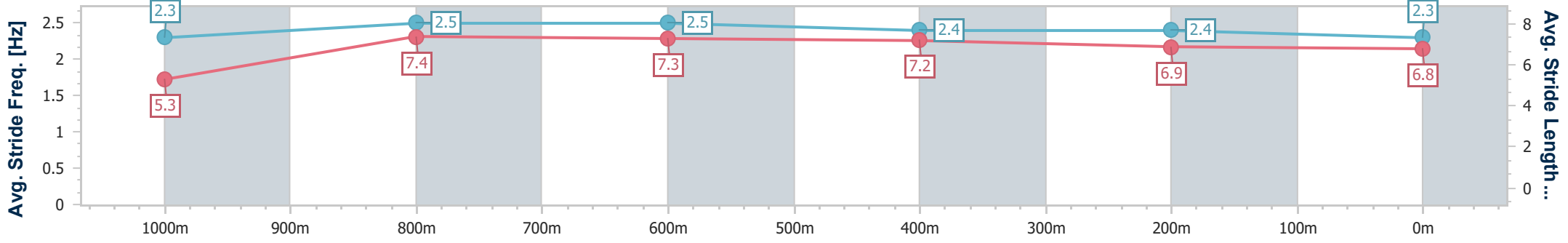
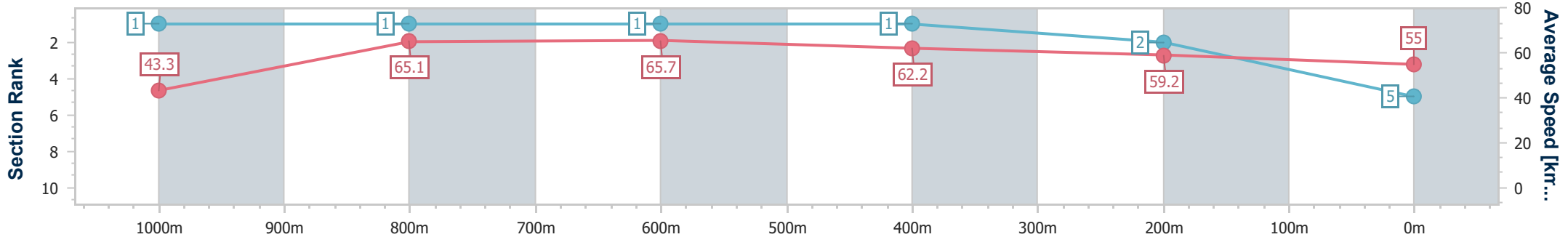
Toowoomba QLD Professional
Race 1: NEIL MANSELL TRANSPORT Class 3 Handicap - 1100m



26 August 2023 - 17:20

Track Rating: Good 4, Weather: Fine, Rail Position: +3m Entire

Section	Overall	1000m	800m	600m	400m	200m
Section Times	1:07.17 [5] (0:08.30)	0:58.87 [1] (0:11.06)	0:47.81 [1] (0:11.02)	0:36.79 [1] (0:11.61)	0:25.18 [1] (0:12.13)	0:13.05 [2] (0:13.05)
Average Speed [km/h]	43.3	65.1	65.7	62.2	59.2	55.0
Top Speed [km/h]	64.0	66.2	66.2	65.1	61.7	56.5
Avg. Dist. to Rail [m]	3.7	0.8	1.7	0.7	0.6	0.5
Avg. Stride Freq. [Hz]	2.3	2.5	2.5	2.4	2.4	2.3
Avg. Stride Length [m]	5.3	7.4	7.3	7.2	6.9	6.8



- [] Ranking at each section and finish
- .-.- No data available at this section
- NA No data available



Horse/Jockey Name	Windjana
Final Rank	6
Fastest Section Time (Section)	0:08.82 (Overall)
Top Speed [km/h] (Section)	66.3 (800m)
Race State	Finished



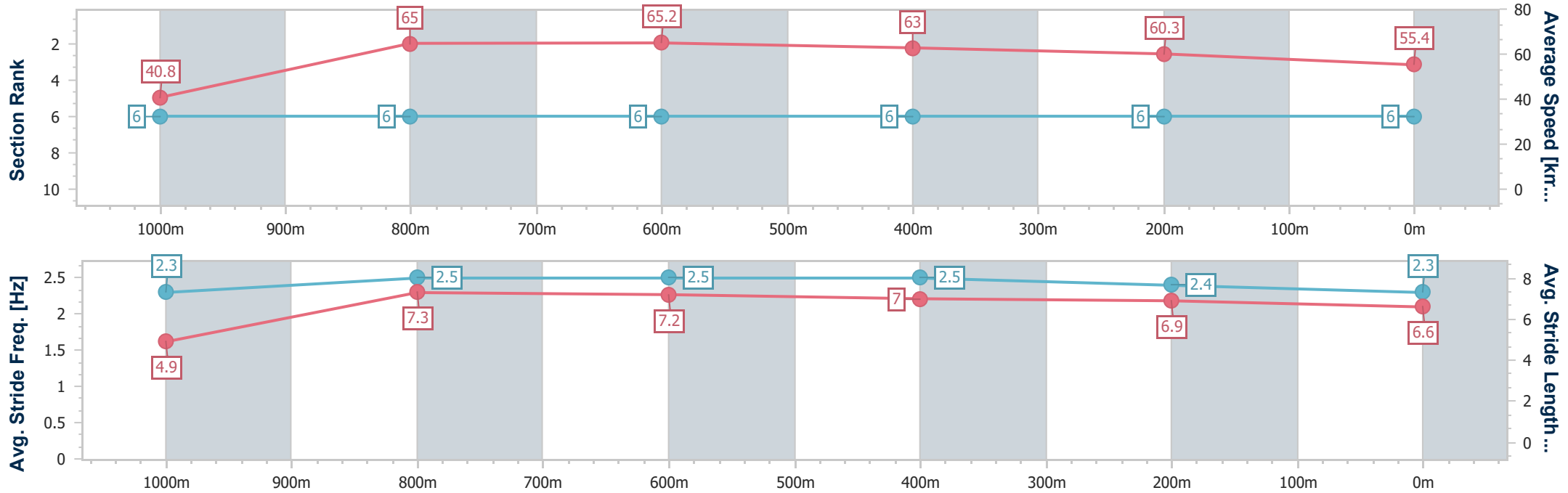
Toowoomba QLD Professional
Race 1: NEIL MANSELL TRANSPORT Class 3 Handicap - 1100m



26 August 2023 - 17:20

Track Rating: Good 4, Weather: Fine, Rail Position: +3m Entire

Section	Overall	1000m	800m	600m	400m	200m
Section Times	1:07.54 [6] (0:08.82)	0:58.72 [6] (0:11.14)	0:47.58 [6] (0:11.09)	0:36.49 [6] (0:11.49)	0:25.00 [6] (0:12.03)	0:12.97 [6] (0:12.97)
Average Speed [km/h]	40.8	65.0	65.2	63.0	60.3	55.4
Top Speed [km/h]	64.3	66.2	66.3	65.7	62.0	58.9
Avg. Dist. to Rail [m]	4.4	1.4	1.7	1.6	1.7	1.8
Avg. Stride Freq. [Hz]	2.3	2.5	2.5	2.5	2.4	2.3
Avg. Stride Length [m]	4.9	7.3	7.2	7.0	6.9	6.6



- [] Ranking at each section and finish
- .-.- No data available at this section
- NA No data available