



Ladbrokes Cannon Park QLD Professional

Race 10: CSF INDUSTRIES Class 6 Plate - 1250m

26 August 2023 - 17:35



Track Rating: soft 7, Weather: Showers, Rail Position: true

Section													Last 600m	
Field Times		Overall	1000m	800m	600m	400m	200m						0:36.29	
		1:13.55 (0:15.64)	0:57.91 (0:10.72)	0:47.19 (0:10.90)	0:36.29 (0:11.40)	0:24.89 (0:12.21)	0:12.68 (0:12.68)							
Rank	TAB	Horse/Jockey	Barrier	Top Speed [km/h]	Fastest Section							Margin	Distance Travelled [m]	
1	5	GAME THEORY Jason Taylor	7	67.3 800m	0:10.79 800m	1:13.55 [1] (0:16.01)	0:57.54 [3] (0:10.86)	0:46.68 [3] (0:10.79)	0:35.89 [3] (0:11.50)	0:24.39 [3] (0:11.84)	0:12.55 [2] (0:12.55)	1:13.55	0:35.89	
2	12	INVINCIBLE JET Isabella Teh	3	69.1 Overall	0:10.72 1000m	1:13.68 [2] (0:15.64)	0:58.04 [1] (0:10.72)	0:47.32 [1] (0:10.90)	0:36.42 [1] (0:11.40)	0:25.02 [1] (0:12.21)	0:12.81 [1] (0:12.81)	0.8L	0:36.42	-14
3	9	NEVER CRY Masayuki Abe	14	68.0 800m	0:10.92 800m	1:14.09 [3] (0:16.42)	0:57.67 [6] (0:11.00)	0:46.67 [7] (0:10.92)	0:35.75 [6] (0:11.39)	0:24.36 [6] (0:11.99)	0:12.37 [5] (0:12.37)	3.1L	0:35.75	-6
4	6	HURTLE Tessa Townsend	1	68.0 Overall	0:10.71 1000m	1:14.15 [4] (0:15.86)	0:58.29 [2] (0:10.71)	0:47.58 [2] (0:10.84)	0:36.74 [2] (0:11.47)	0:25.27 [2] (0:12.21)	0:13.06 [3] (0:13.06)	3.4L	0:36.74	-5
5	1	VIENNA RAIN Morgan Butler	9	66.9 800m	0:10.86 800m	1:14.36 [5] (0:16.96)	0:57.40 [11] (0:11.15)	0:46.25 [11] (0:10.86)	0:35.39 [11] (0:11.22)	0:24.17 [9] (0:11.77)	0:12.40 [7] (0:12.40)	4.4L	0:35.39	-2
6	3	TEN SCHILLING Lacey Morrison	2	70.0 800m	0:10.78 800m	1:14.37 [6] (0:16.13)	0:58.24 [4] (0:11.08)	0:47.16 [4] (0:10.78)	0:36.38 [4] (0:11.50)	0:24.88 [4] (0:11.98)	0:12.90 [4] (0:12.90)	4.5L	0:36.38	-4
7	11	KNOCKKNEE Jackson Murphy	6	66.6 800m	0:10.94 800m	1:14.39 [7] (0:16.31)	0:58.08 [5] (0:10.96)	0:47.12 [5] (0:10.94)	0:36.18 [5] (0:11.48)	0:24.70 [5] (0:12.07)	0:12.63 [6] (0:12.63)	4.6L	0:36.18	-3
8	10	STATS Nathan Day	4	66.3 800m	0:10.98 800m	1:14.83 [8] (0:16.79)	0:58.04 [10] (0:11.04)	0:47.00 [9] (0:10.98)	0:36.02 [9] (0:11.49)	0:24.53 [10] (0:12.02)	0:12.51 [10] (0:12.51)	7.1L	0:36.02	-3
9	8	NANTUCKET Scott Sheargold	15	66.1 600m	0:10.91 1000m	1:14.98 [9] (0:16.43)	0:58.55 [7] (0:10.91)	0:47.64 [6] (0:11.01)	0:36.63 [7] (0:11.57)	0:25.06 [7] (0:12.23)	0:12.83 [8] (0:12.83)	7.9L	0:36.63	-5
10	4	FINALLY REALISE Adrian Layt	5	67.9 800m	0:10.80 800m	1:15.03 [10] (0:17.72)	0:57.31 [12] (0:10.87)	0:46.44 [12] (0:10.80)	0:35.64 [12] (0:11.26)	0:24.38 [12] (0:11.97)	0:12.41 [12] (0:12.41)	8.1L	0:35.64	-5

Scratched: Choir Boy (#13), Wolff Boss (#14), Santa Marinella (#15), Loud Noise (#16), Bonython (#17)

[] Ranking at each section and finish
 -:-:- No data available at this section
 NA No data available

SCN Saddle cloth number
 DNF Did not finish
 DNT Did not track



Ladbrokes Cannon Park QLD Professional

Race 10: CSF INDUSTRIES Class 6 Plate - 1250m

26 August 2023 - 17:35



Track Rating: soft 7, Weather: Showers, Rail Position: true

Section		Overall	1000m	800m	600m	400m	200m	Last 600m					
Field Times		1:13.55 (0:15.64)	0:57.91 (0:10.72)	0:47.19 (0:10.90)	0:36.29 (0:11.40)	0:24.89 (0:12.21)	0:12.68 (0:12.68)	0:36.29					
Rank	TAB Horse/Jockey	Barrier	Top Speed [km/h]	Fastest Section	Margin							Distance Travelled [m]	
11	7 INDICTMENT Nathan Thomas	16	65.7 800m	0:11.02 800m	1:15.11 [11] (0:16.79)	0:58.32 [9] (0:11.11)	0:47.21 [10] (0:11.02)	0:36.19 [10] (0:11.62)	0:24.57 [11] (0:11.92)	0:12.65 [11] (0:12.65)	8.5L	0:36.19	-8
12	2 ALL TIME LEGEND Noel Callow	17	67.2 600m	0:10.92 800m	1:15.48 [12] (0:16.55)	0:58.93 [8] (0:10.99)	0:47.94 [8] (0:10.92)	0:37.02 [8] (0:11.53)	0:25.49 [8] (0:12.17)	0:13.32 [9] (0:13.32)	10.5L	0:37.02	+0

Scratched: Choir Boy (#13), Wolff Boss (#14), Santa Marinella (#15), Loud Noise (#16), Bonython (#17)

[] Ranking at each section and finish
 -:--:-- No data available at this section
 NA No data available

SCN Saddle cloth number
 DNF Did not finish
 DNT Did not track



Horse/Jockey Name	Game Theory
Final Rank	1
Fastest Section Time (Section)	0:10.79 (800m)
Top Speed [km/h] (Section)	67.3 (800m)
Race State	Finished



Ladbrokes Cannon Park QLD Professional

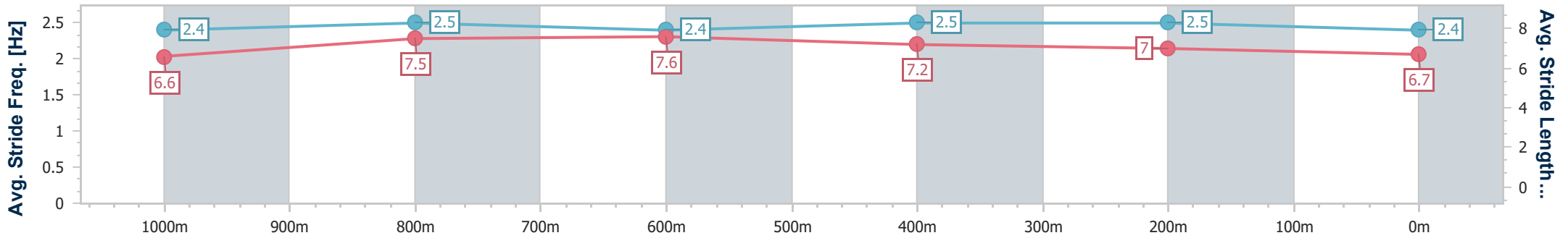
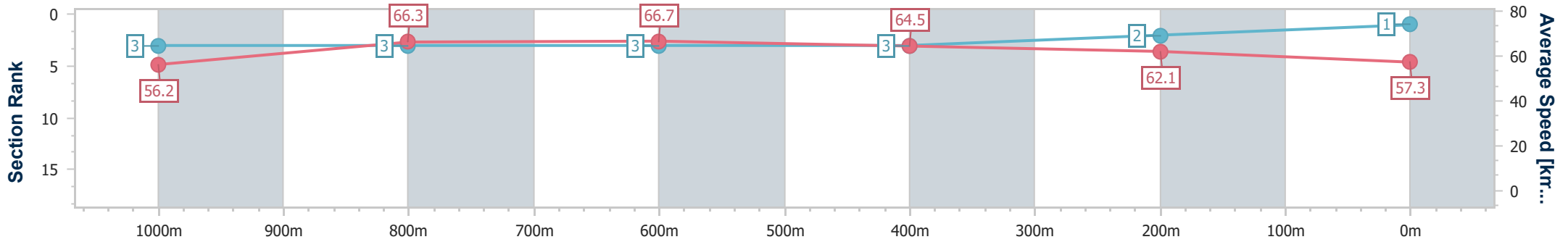
Race 10: CSF INDUSTRIES Class 6 Plate - 1250m

26 August 2023 - 17:35

Track Rating: soft 7, Weather: Showers, Rail Position: true



Section	Overall	1000m	800m	600m	400m	200m
Section Times	1:13.55 [1] (0:16.01)	0:57.54 [3] (0:10.86)	0:46.68 [3] (0:10.79)	0:35.89 [3] (0:11.50)	0:24.39 [3] (0:11.84)	0:12.55 [2] (0:12.55)
Average Speed [km/h]	56.2	66.3	66.7	64.5	62.1	57.3
Top Speed [km/h]	66.7	66.8	67.3	66.6	63.2	59.3
Avg. Dist. to Rail [m]	2.1	1.3	4.0	4.8	9.1	13.1
Avg. Stride Freq. [Hz]	2.4	2.5	2.4	2.5	2.5	2.4
Avg. Stride Length [m]	6.6	7.5	7.6	7.2	7.0	6.7



- [] Ranking at each section and finish
- .-.- No data available at this section
- NA No data available



Horse/Jockey Name	Invincible Jet
Final Rank	2
Fastest Section Time (Section)	0:10.72 (1000m)
Top Speed [km/h] (Section)	69.1 (Overall)
Race State	Finished



Ladbrokes Cannon Park QLD Professional

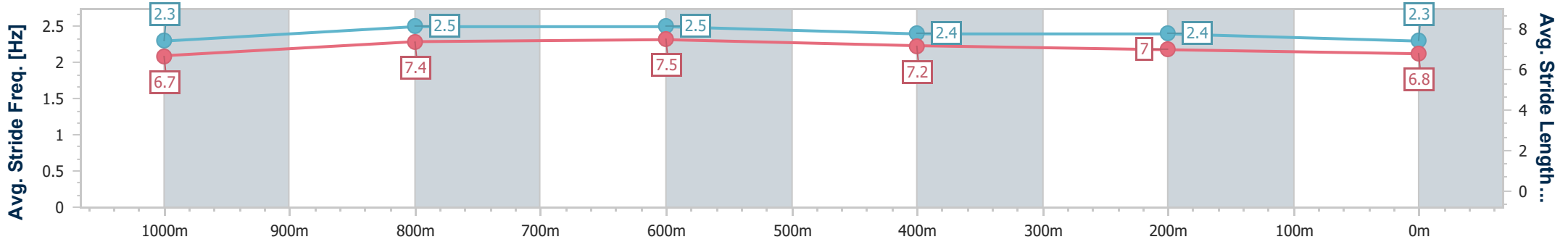
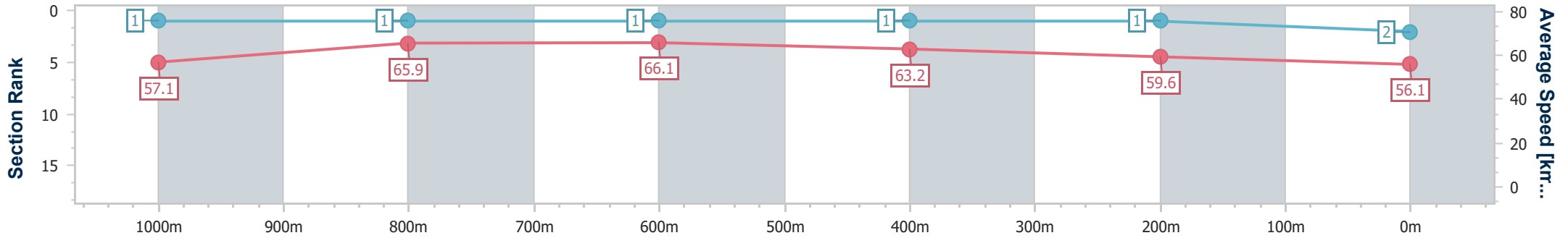
Race 10: CSF INDUSTRIES Class 6 Plate - 1250m

26 August 2023 - 17:35

Track Rating: soft 7, Weather: Showers, Rail Position: true



Section	Overall	1000m	800m	600m	400m	200m
Section Times	1:13.68 [2] (0:15.64)	0:58.04 [1] (0:10.72)	0:47.32 [1] (0:10.90)	0:36.42 [1] (0:11.40)	0:25.02 [1] (0:12.21)	0:12.81 [1] (0:12.81)
Average Speed [km/h]	57.1	65.9	66.1	63.2	59.6	56.1
Top Speed [km/h]	69.1	67.6	66.7	65.9	61.5	58.0
Avg. Dist. to Rail [m]	1.2	2.8	1.3	0.9	6.7	11.4
Avg. Stride Freq. [Hz]	2.3	2.5	2.5	2.4	2.4	2.3
Avg. Stride Length [m]	6.7	7.4	7.5	7.2	7.0	6.8



- [] Ranking at each section and finish
- .-.- No data available at this section
- NA No data available



Horse/Jockey Name	Never Cry
Final Rank	3
Fastest Section Time (Section)	0:10.92 (800m)
Top Speed [km/h] (Section)	68.0 (800m)
Race State	Finished



Ladbrokes Cannon Park QLD Professional

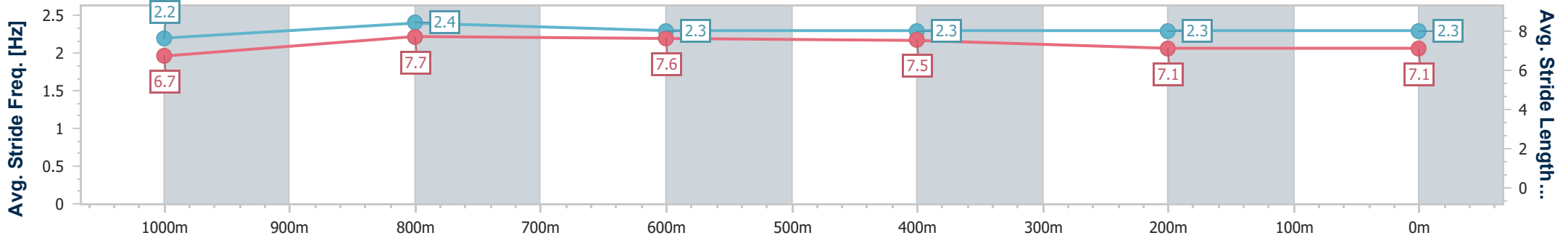
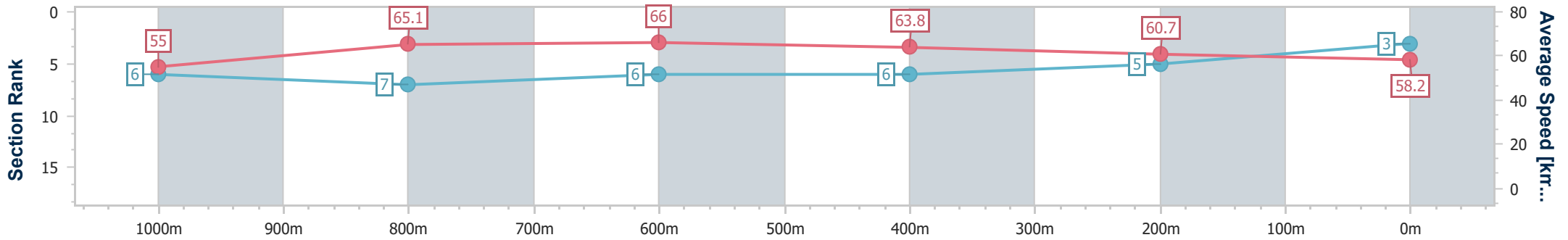
Race 10: CSF INDUSTRIES Class 6 Plate - 1250m

26 August 2023 - 17:35

Track Rating: soft 7, Weather: Showers, Rail Position: true



Section	Overall	1000m	800m	600m	400m	200m
Section Times	1:14.09 [3] (0:16.42)	0:57.67 [6] (0:11.00)	0:46.67 [7] (0:10.92)	0:35.75 [6] (0:11.39)	0:24.36 [6] (0:11.99)	0:12.37 [5] (0:12.37)
Average Speed [km/h]	55.0	65.1	66.0	63.8	60.7	58.2
Top Speed [km/h]	65.4	65.6	68.0	65.1	61.6	59.7
Avg. Dist. to Rail [m]	3.6	0.7	1.2	1.7	6.8	12.3
Avg. Stride Freq. [Hz]	2.2	2.4	2.3	2.3	2.3	2.3
Avg. Stride Length [m]	6.7	7.7	7.6	7.5	7.1	7.1



- [] Ranking at each section and finish
- .-.-.- No data available at this section
- NA No data available



Horse/Jockey Name	Hurtle
Final Rank	4
Fastest Section Time (Section)	0:10.71 (1000m)
Top Speed [km/h] (Section)	68.0 (Overall)
Race State	Finished



Ladbrokes Cannon Park QLD Professional

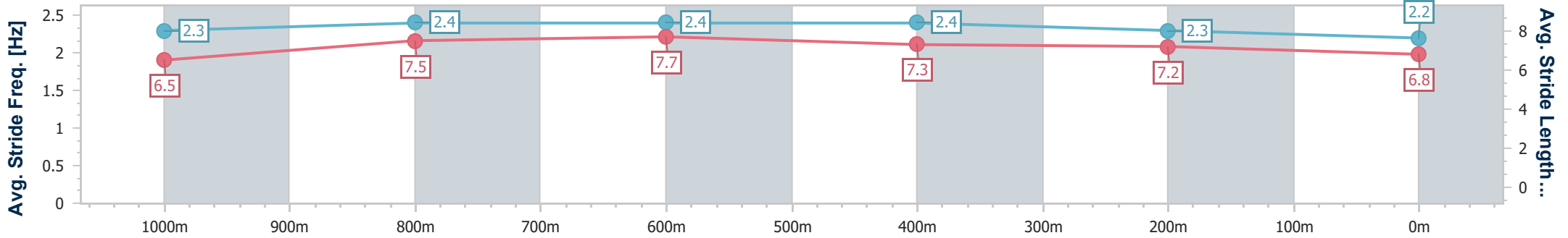
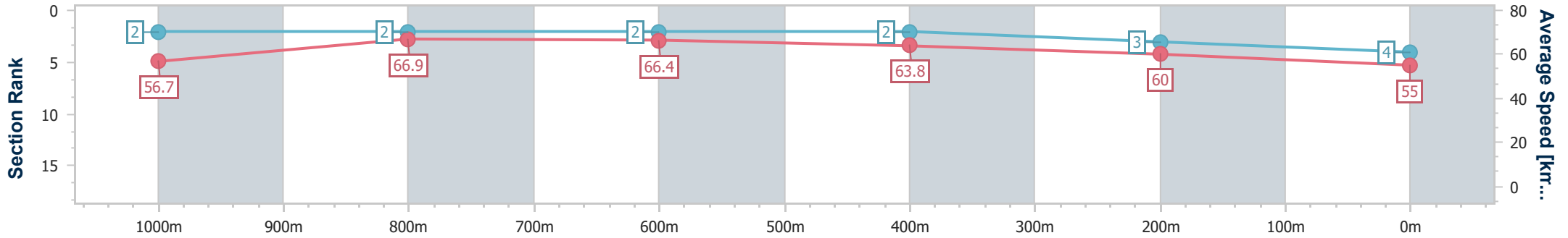
Race 10: CSF INDUSTRIES Class 6 Plate - 1250m

26 August 2023 - 17:35

Track Rating: soft 7, Weather: Showers, Rail Position: true



Section	Overall	1000m	800m	600m	400m	200m
Section Times	1:14.15 [4] (0:15.86)	0:58.29 [2] (0:10.71)	0:47.58 [2] (0:10.84)	0:36.74 [2] (0:11.47)	0:25.27 [2] (0:12.21)	0:13.06 [3] (0:13.06)
Average Speed [km/h]	56.7	66.9	66.4	63.8	60.0	55.0
Top Speed [km/h]	68.0	67.6	67.2	66.8	61.5	57.9
Avg. Dist. to Rail [m]	1.1	0.8	1.8	2.6	8.0	10.2
Avg. Stride Freq. [Hz]	2.3	2.4	2.4	2.4	2.3	2.2
Avg. Stride Length [m]	6.5	7.5	7.7	7.3	7.2	6.8



- [] Ranking at each section and finish
- .-.- No data available at this section
- NA No data available



Horse/Jockey Name	Vienna Rain
Final Rank	5
Fastest Section Time (Section)	0:10.86 (800m)
Top Speed [km/h] (Section)	66.9 (800m)
Race State	Finished



Ladbrokes Cannon Park QLD Professional

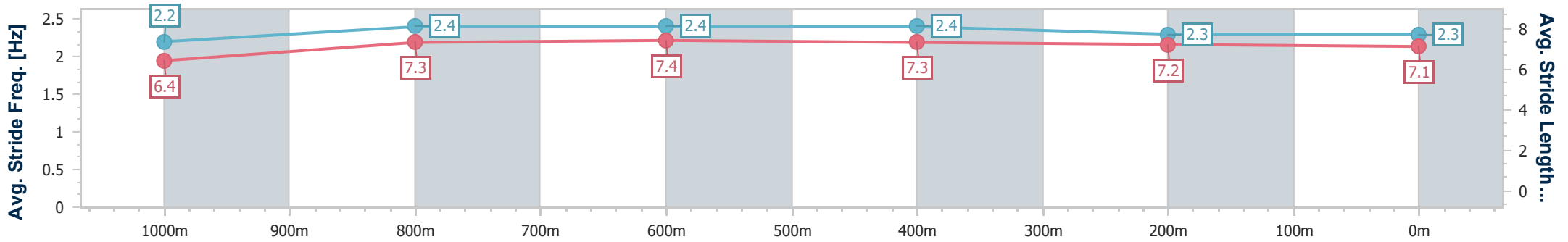
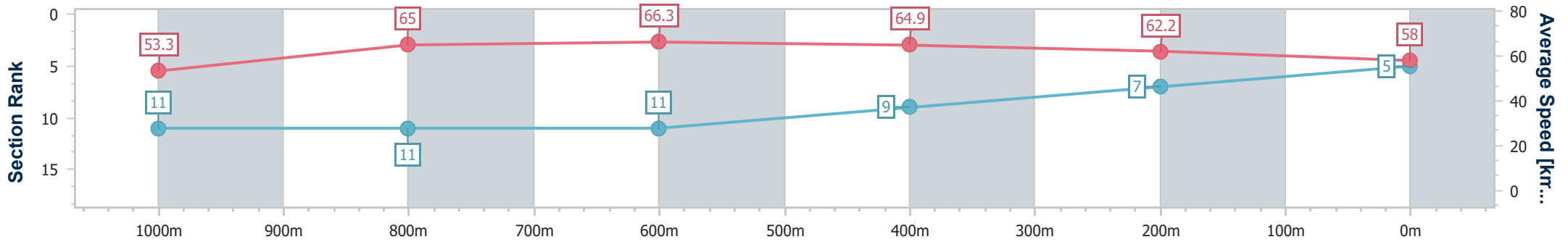
Race 10: CSF INDUSTRIES Class 6 Plate - 1250m

26 August 2023 - 17:35

Track Rating: soft 7, Weather: Showers, Rail Position: true



Section	Overall	1000m	800m	600m	400m	200m
Section Times	1:14.36 [5] (0:16.96)	0:57.40 [11] (0:11.15)	0:46.25 [11] (0:10.86)	0:35.39 [11] (0:11.22)	0:24.17 [9] (0:11.77)	0:12.40 [7] (0:12.40)
Average Speed [km/h]	53.3	65.0	66.3	64.9	62.2	58.0
Top Speed [km/h]	65.8	66.1	66.9	66.6	63.2	61.0
Avg. Dist. to Rail [m]	3.0	1.4	2.8	2.1	7.0	9.9
Avg. Stride Freq. [Hz]	2.2	2.4	2.4	2.4	2.3	2.3
Avg. Stride Length [m]	6.4	7.3	7.4	7.3	7.2	7.1



- [] Ranking at each section and finish
- .-.- No data available at this section
- NA No data available



Horse/Jockey Name	Ten Schilling
Final Rank	6
Fastest Section Time (Section)	0:10.78 (800m)
Top Speed [km/h] (Section)	70.0 (800m)
Race State	Finished



Ladbrokes Cannon Park QLD Professional

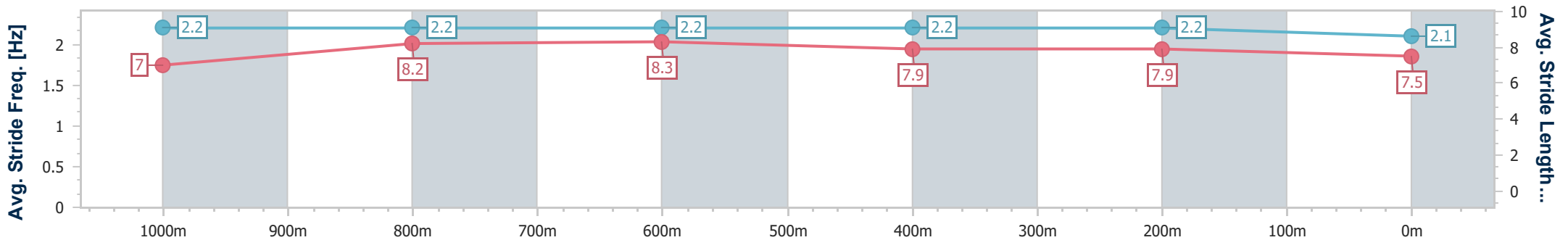
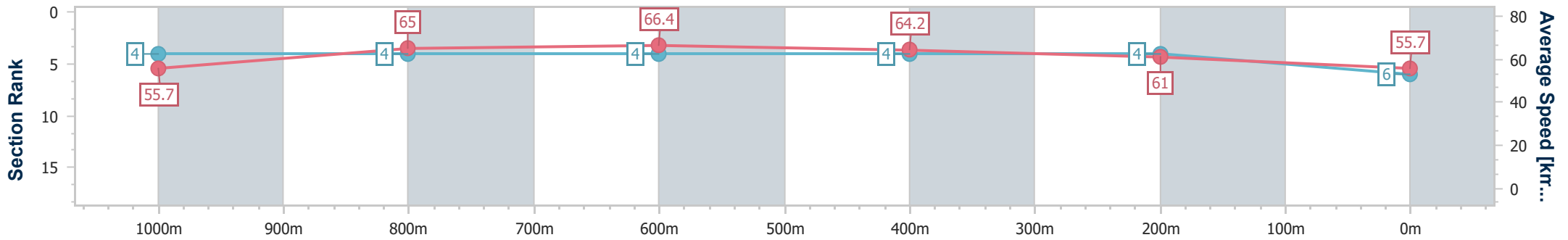
Race 10: CSF INDUSTRIES Class 6 Plate - 1250m

26 August 2023 - 17:35

Track Rating: soft 7, Weather: Showers, Rail Position: true



Section	Overall	1000m	800m	600m	400m	200m
Section Times	1:14.37 [6] (0:16.13)	0:58.24 [4] (0:11.08)	0:47.16 [4] (0:10.78)	0:36.38 [4] (0:11.50)	0:24.88 [4] (0:11.98)	0:12.90 [4] (0:12.90)
Average Speed [km/h]	55.7	65.0	66.4	64.2	61.0	55.7
Top Speed [km/h]	69.9	66.0	70.0	70.0	62.5	58.9
Avg. Dist. to Rail [m]	1.8	0.9	2.9	2.6	6.8	8.8
Avg. Stride Freq. [Hz]	2.2	2.2	2.2	2.2	2.2	2.1
Avg. Stride Length [m]	7.0	8.2	8.3	7.9	7.9	7.5



- [] Ranking at each section and finish
- .-.- No data available at this section
- NA No data available



Horse/Jockey Name	Knockknee
Final Rank	7
Fastest Section Time (Section)	0:10.94 (800m)
Top Speed [km/h] (Section)	66.6 (800m)
Race State	Finished



Ladbrokes Cannon Park QLD Professional

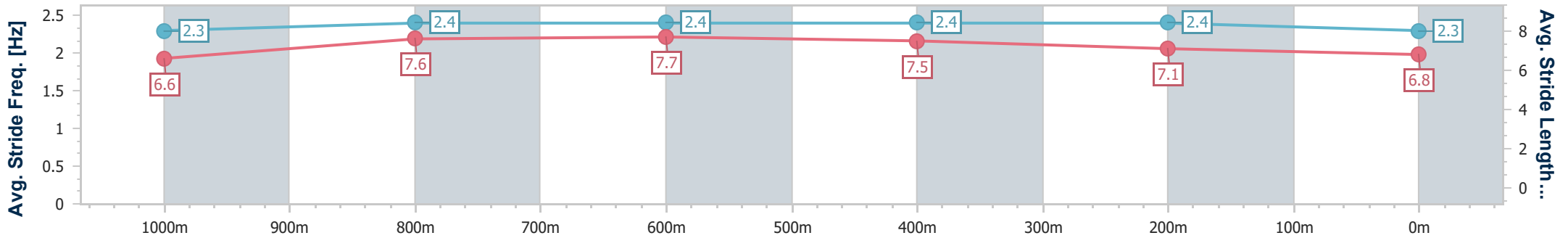
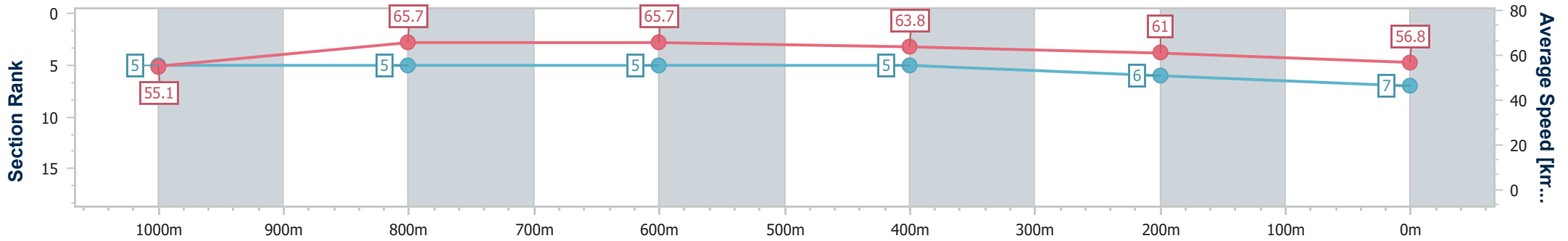
Race 10: CSF INDUSTRIES Class 6 Plate - 1250m

26 August 2023 - 17:35

Track Rating: soft 7, Weather: Showers, Rail Position: true



Section	Overall	1000m	800m	600m	400m	200m
Section Times	1:14.39 [7] (0:16.31)	0:58.08 [5] (0:10.96)	0:47.12 [5] (0:10.94)	0:36.18 [5] (0:11.48)	0:24.70 [5] (0:12.07)	0:12.63 [6]
Average Speed [km/h]	55.1	65.7	65.7	63.8	61.0	56.8
Top Speed [km/h]	66.5	66.3	66.6	65.0	63.6	60.0
Avg. Dist. to Rail [m]	1.6	0.7	1.5	2.3	10.0	12.7
Avg. Stride Freq. [Hz]	2.3	2.4	2.4	2.4	2.4	2.3
Avg. Stride Length [m]	6.6	7.6	7.7	7.5	7.1	6.8



- [] Ranking at each section and finish
- .-.- No data available at this section
- NA No data available



Horse/Jockey Name	Stats
Final Rank	8
Fastest Section Time (Section)	0:10.98 (800m)
Top Speed [km/h] (Section)	66.3 (800m)
Race State	Finished



Ladbrokes Cannon Park QLD Professional

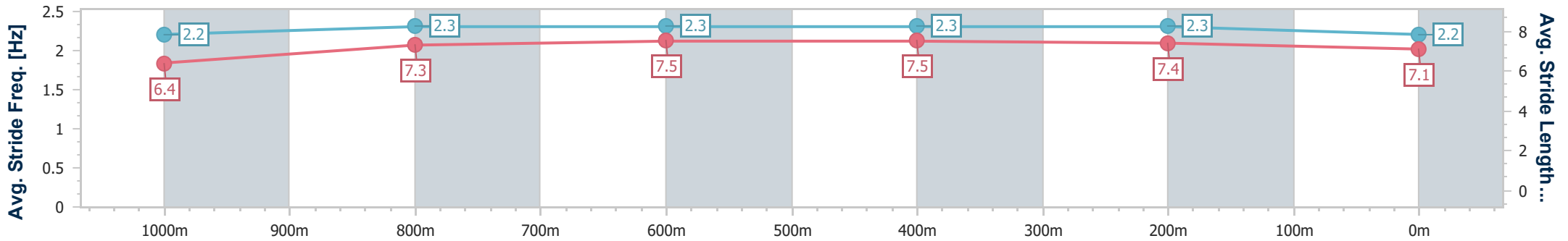
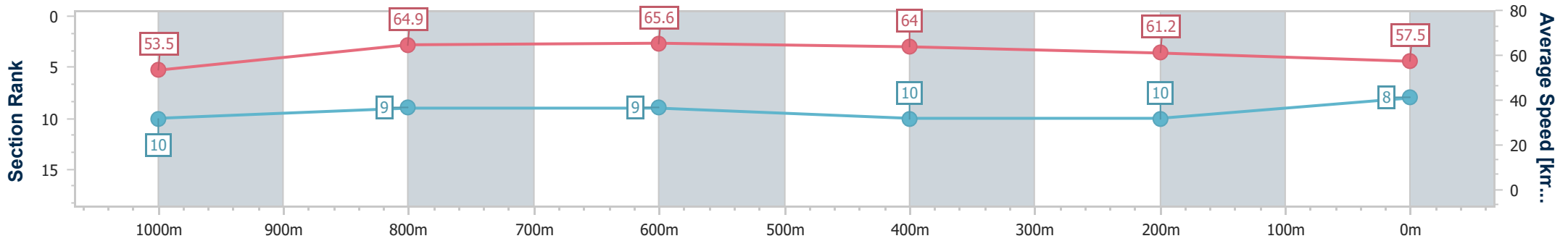
Race 10: CSF INDUSTRIES Class 6 Plate - 1250m

26 August 2023 - 17:35

Track Rating: soft 7, Weather: Showers, Rail Position: true



Section	Overall	1000m	800m	600m	400m	200m
Section Times	1:14.83 [8] (0:16.79)	0:58.04 [10] (0:11.04)	0:47.00 [9] (0:10.98)	0:36.02 [9] (0:11.49)	0:24.53 [10] (0:12.02)	0:12.51 [10] (0:12.51)
Average Speed [km/h]	53.5	64.9	65.6	64.0	61.2	57.5
Top Speed [km/h]	64.8	65.9	66.3	65.4	63.3	59.3
Avg. Dist. to Rail [m]	1.0	1.1	2.6	3.4	9.1	12.7
Avg. Stride Freq. [Hz]	2.2	2.3	2.3	2.3	2.3	2.2
Avg. Stride Length [m]	6.4	7.3	7.5	7.5	7.4	7.1



- [] Ranking at each section and finish
- .-.- No data available at this section
- NA No data available



Horse/Jockey Name	Nantucket
Final Rank	9
Fastest Section Time (Section)	0:10.91 (1000m)
Top Speed [km/h] (Section)	66.1 (600m)
Race State	Finished



Ladbrokes Cannon Park QLD Professional

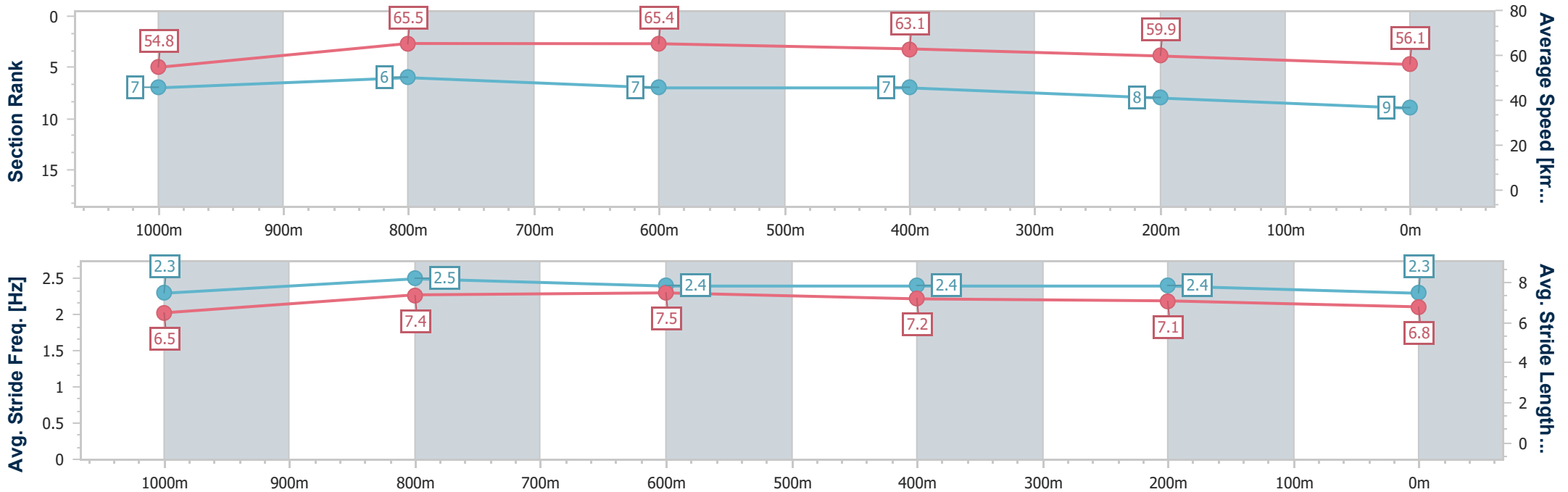
Race 10: CSF INDUSTRIES Class 6 Plate - 1250m

26 August 2023 - 17:35

Track Rating: soft 7, Weather: Showers, Rail Position: true



Section	Overall	1000m	800m	600m	400m	200m
Section Times	1:14.98 [9] (0:16.43)	0:58.55 [7] (0:10.91)	0:47.64 [6] (0:11.01)	0:36.63 [7] (0:11.57)	0:25.06 [7] (0:12.23)	0:12.83 [8] (0:12.83)
Average Speed [km/h]	54.8	65.5	65.4	63.1	59.9	56.1
Top Speed [km/h]	65.7	66.0	65.9	66.1	61.0	59.0
Avg. Dist. to Rail [m]	3.9	1.1	1.4	2.2	7.7	10.8
Avg. Stride Freq. [Hz]	2.3	2.5	2.4	2.4	2.4	2.3
Avg. Stride Length [m]	6.5	7.4	7.5	7.2	7.1	6.8



- [] Ranking at each section and finish
- .-.-.- No data available at this section
- NA No data available



Horse/Jockey Name	Finally Realise
Final Rank	10
Fastest Section Time (Section)	0:10.80 (800m)
Top Speed [km/h] (Section)	67.9 (800m)
Race State	Finished



Ladbrokes Cannon Park QLD Professional

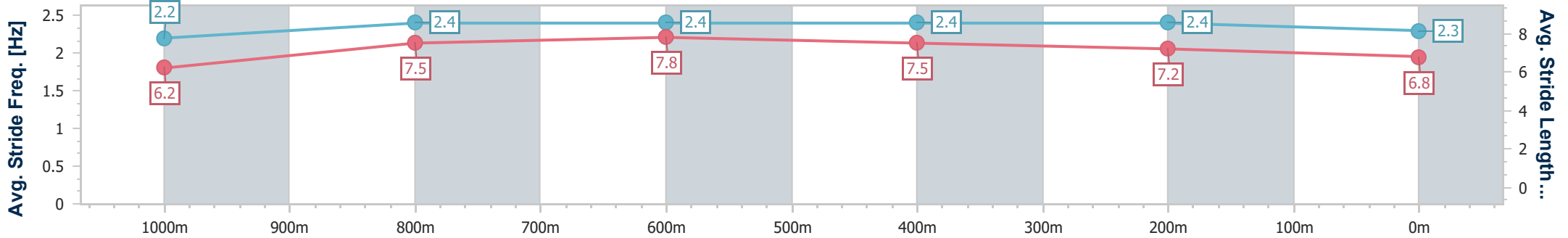
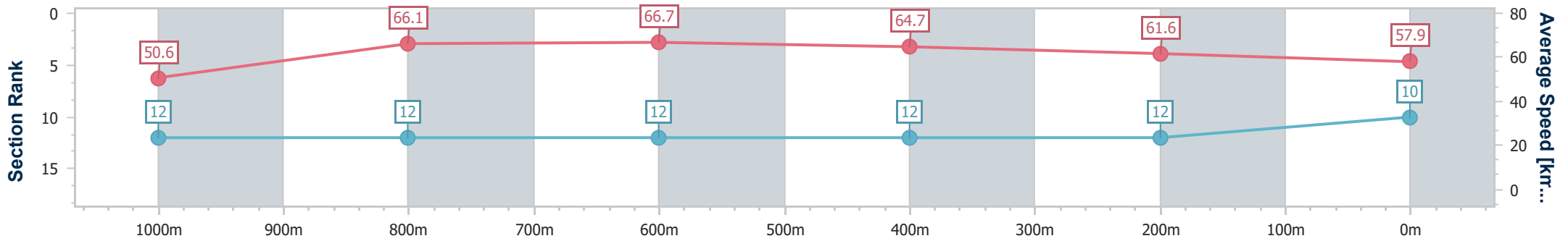
Race 10: CSF INDUSTRIES Class 6 Plate - 1250m

26 August 2023 - 17:35

Track Rating: soft 7, Weather: Showers, Rail Position: true



Section	Overall	1000m	800m	600m	400m	200m
Section Times	1:15.03 [10] (0:17.72)	0:57.31 [12] (0:10.87)	0:46.44 [12] (0:10.80)	0:35.64 [12] (0:11.26)	0:24.38 [12] (0:11.97)	0:12.41 [12] (0:12.41)
Average Speed [km/h]	50.6	66.1	66.7	64.7	61.6	57.9
Top Speed [km/h]	67.8	67.8	67.9	66.1	64.2	60.8
Avg. Dist. to Rail [m]	1.3	0.6	1.9	2.0	9.6	9.6
Avg. Stride Freq. [Hz]	2.2	2.4	2.4	2.4	2.4	2.3
Avg. Stride Length [m]	6.2	7.5	7.8	7.5	7.2	6.8



- [] Ranking at each section and finish
- .-.- No data available at this section
- NA No data available



Horse/Jockey Name	Indictment
Final Rank	11
Fastest Section Time (Section)	0:11.02 (800m)
Top Speed [km/h] (Section)	65.7 (800m)
Race State	Finished



Ladbrokes Cannon Park QLD Professional

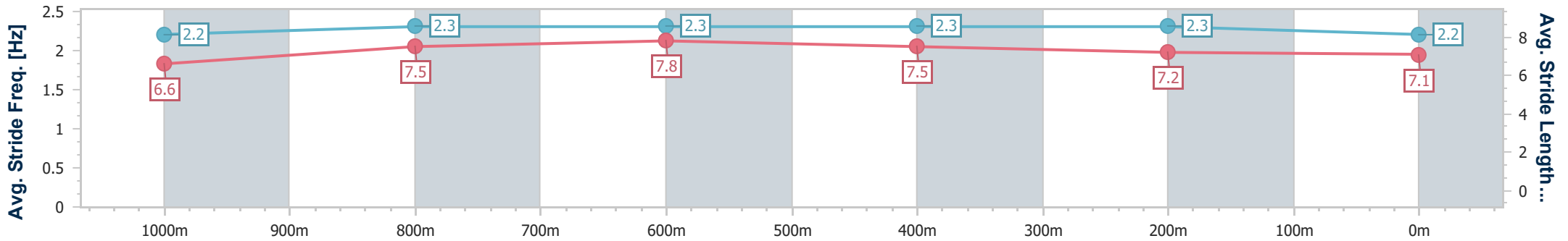
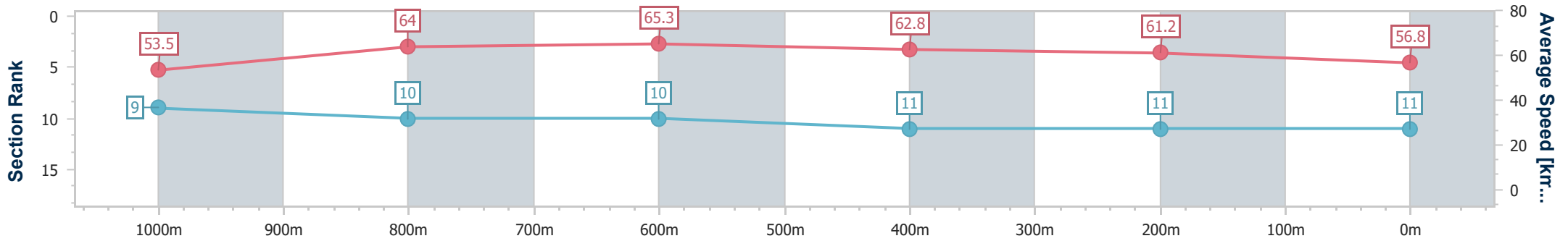
Race 10: CSF INDUSTRIES Class 6 Plate - 1250m

26 August 2023 - 17:35

Track Rating: soft 7, Weather: Showers, Rail Position: true



Section	Overall	1000m	800m	600m	400m	200m
Section Times	1:15.11 [11] (0:16.79)	0:58.32 [9] (0:11.11)	0:47.21 [10] (0:11.02)	0:36.19 [10] (0:11.62)	0:24.57 [11] (0:11.92)	0:12.65 [11] (0:12.65)
Average Speed [km/h]	53.5	64.0	65.3	62.8	61.2	56.8
Top Speed [km/h]	65.3	65.4	65.7	65.4	63.1	59.9
Avg. Dist. to Rail [m]	4.1	1.6	1.8	2.1	7.5	12.7
Avg. Stride Freq. [Hz]	2.2	2.3	2.3	2.3	2.3	2.2
Avg. Stride Length [m]	6.6	7.5	7.8	7.5	7.2	7.1



- [] Ranking at each section and finish
- .-.- No data available at this section
- NA No data available



Horse/Jockey Name	All Time Legend
Final Rank	12
Fastest Section Time (Section)	0:10.92 (800m)
Top Speed [km/h] (Section)	67.2 (600m)
Race State	Finished



Ladbrokes Cannon Park QLD Professional

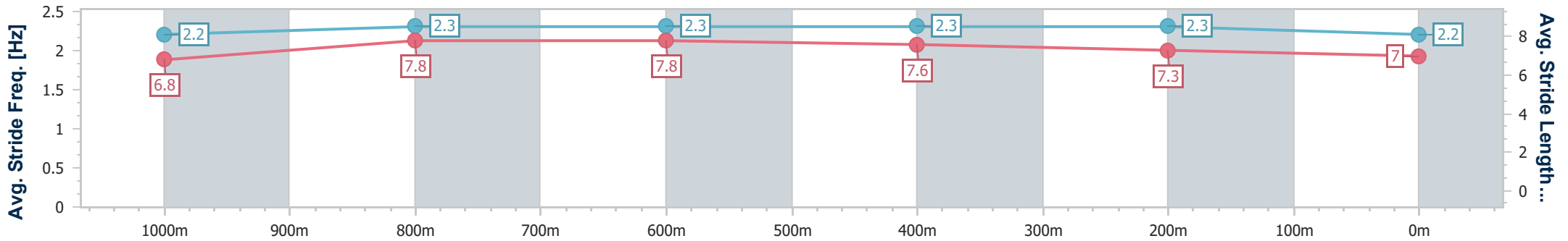
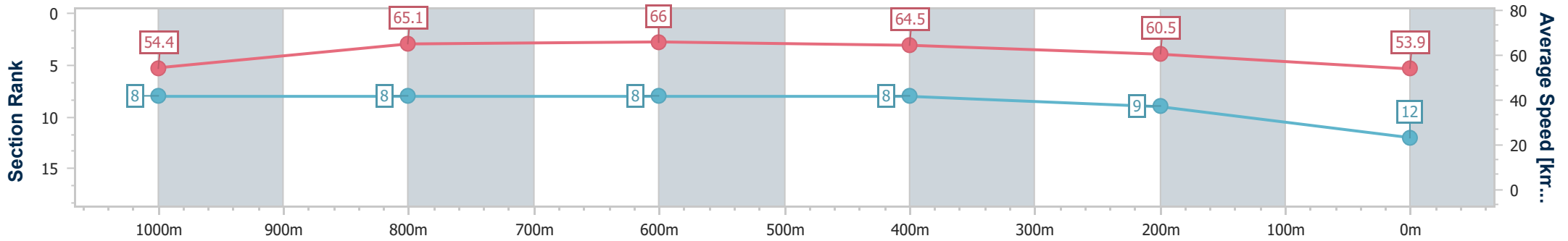
Race 10: CSF INDUSTRIES Class 6 Plate - 1250m

26 August 2023 - 17:35

Track Rating: soft 7, Weather: Showers, Rail Position: true



Section	Overall	1000m	800m	600m	400m	200m
Section Times	1:15.48 [12] (0:16.55)	0:58.93 [8] (0:10.99)	0:47.94 [8] (0:10.92)	0:37.02 [8] (0:11.53)	0:25.49 [8] (0:12.17)	0:13.32 [9] (0:13.32)
Average Speed [km/h]	54.4	65.1	66.0	64.5	60.5	53.9
Top Speed [km/h]	65.7	66.1	66.6	67.2	62.1	57.3
Avg. Dist. to Rail [m]	5.1	1.0	3.0	5.0	10.0	14.1
Avg. Stride Freq. [Hz]	2.2	2.3	2.3	2.3	2.3	2.2
Avg. Stride Length [m]	6.8	7.8	7.8	7.6	7.3	7.0



- [] Ranking at each section and finish
- .-.- No data available at this section
- NA No data available