



Ladbrokes Cannon Park QLD Professional

Race 1: PICCONE'S IGA QTIS Maiden Plate - 950m

26 August 2023 - 12:05



Track Rating: Soft 6, Weather: Showers, Rail Position: True

Section		Overall									Last 600m		
Field Times		0:55.87 (0:10.19)									0:35.28 (0:12.29)		
		800m			600m			400m			200m		
		0:45.68 (0:10.40)			0:35.28 (0:11.19)			0:24.09 (0:11.80)			0:12.29 (0:12.29)		
Rank	TAB	Horse/Jockey	Barrier	Top Speed [km/h]	Fastest Section	Overall	800m	600m	400m	200m	Margin	Last 600m	Distance Travelled [m]
1	4	COUNTER COMMAND Jason Taylor	12	70.6 800m	0:10.32 800m	0:55.87 [1] (0:10.55)	0:45.32 [7] (0:10.32)	0:35.00 [4] (0:11.01)	0:23.99 [4] (0:11.77)	0:12.22 [3] (0:12.22)	0:55.87	0:35.00	
2	6	MAZZARATTI Nathan Day	6	70.0 800m	0:10.23 Overall	0:55.90 [2] (0:10.23)	0:45.67 [2] (0:10.40)	0:35.27 [2] (0:11.15)	0:24.12 [1] (0:11.80)	0:12.32 [1] (0:12.32)	0.2L	0:35.27	-6
3	8	SONIC LIGHT Graham Kliese	7	69.3 600m	0:10.31 Overall	0:56.04 [3] (0:10.31)	0:45.73 [4] (0:10.69)	0:35.04 [6] (0:11.00)	0:24.04 [6] (0:11.81)	0:12.23 [5] (0:12.23)	1L	0:35.04	-6
4	5	HELLO NEWMAN Justin Stanley	5	69.6 800m	0:10.43 Overall	0:56.05 [4] (0:10.43)	0:45.62 [5] (0:10.54)	0:35.08 [5] (0:10.99)	0:24.09 [5] (0:11.68)	0:12.41 [2] (0:12.41)	1.1L	0:35.08	-7
5	11	TALANTINO Chris Whiteley	1	67.9 800m	0:10.53 Overall	0:56.33 [5] (0:10.53)	0:45.80 [6] (0:10.75)	0:35.05 [9] (0:11.08)	0:23.97 [9] (0:11.58)	0:12.39 [7] (0:12.39)	2.6L	0:35.05	-7
6	1	AGLOT Ryan Wiggins	3	70.0 600m	0:10.55 800m	0:56.94 [6] (0:10.72)	0:46.22 [9] (0:10.55)	0:35.67 [8] (0:11.04)	0:24.63 [8] (0:11.85)	0:12.78 [8] (0:12.78)	6.1L	0:35.67	-3
7	9	WICKED DREAMER Lacey Morrison	9	70.1 800m	0:10.25 Overall	0:56.99 [7] (0:10.25)	0:46.74 [3] (0:10.45)	0:36.29 [3] (0:11.15)	0:25.14 [3] (0:11.86)	0:13.28 [4] (0:13.28)	6.3L	0:36.29	+0
8	7	RATALOUIE Rebecca Wilson	11	67.9 600m	0:10.82 800m	0:57.02 [8] (0:10.83)	0:46.19 [10] (0:10.82)	0:35.37 [10] (0:11.41)	0:23.96 [11] (0:11.94)	0:12.02 [11] (0:12.02)	6.5L	0:35.37	+3
9	3	BRADBURY'S EXPRESS Jackson Murphy	4	69.2 600m	0:10.78 800m	0:57.20 [9] (0:10.94)	0:46.26 [11] (0:10.78)	0:35.48 [11] (0:11.06)	0:24.42 [10] (0:11.89)	0:12.53 [10] (0:12.53)	7.5L	0:35.48	+0
10	10	POLARMORE PRINCESS Morgan Butler	2	69.1 600m	0:10.54 800m	0:57.29 [10] (0:10.66)	0:46.63 [8] (0:10.54)	0:36.09 [7] (0:11.09)	0:25.00 [7] (0:11.90)	0:13.10 [9] (0:13.10)	8L	0:36.09	-1

Scratched: Mishani Eagle (#12)

Report Created: Sat 26 August 2023 12:30 GMT+1 (Note: Timing is based on position data)

Page 1/13

[] Ranking at each section and finish
 -:-:- No data available at this section
 NA No data available

SCN Saddle cloth number
 DNF Did not finish
 DNT Did not track

data processed by TRIPLESDATA



Ladbrokes Cannon Park QLD Professional

Race 1: PICCONE'S IGA QTIS Maiden Plate - 950m

26 August 2023 - 12:05



Track Rating: Soft 6, Weather: Showers, Rail Position: True

Section	Overall	800m	600m	400m	200m	Last 600m	
Field Times	0:55.87 (0:10.19)	0:45.68 (0:10.40)	0:35.28 (0:11.19)	0:24.09 (0:11.80)	0:12.29 (0:12.29)	0:35.28	
Rank	TAB	Horse/Jockey	Barrier	Top Speed [km/h]	Fastest Section	Margin	Distance Travelled [m]
11	2	BOOM KING	8	70.2	0:10.19	9.3L	-3
		Adam Sewell		800m	Overall		
					(0:10.19)		
					(0:10.40)		
					(0:11.22)		
					(0:12.12)		
					(0:13.61)		

Scratched: Mishani Eagle (#12)



Horse/Jockey Name	Counter Command
Final Rank	1
Fastest Section Time (Section)	0:10.32 (800m)
Top Speed [km/h] (Section)	70.6 (800m)
Race State	Finished



Ladbrokes Cannon Park QLD Professional

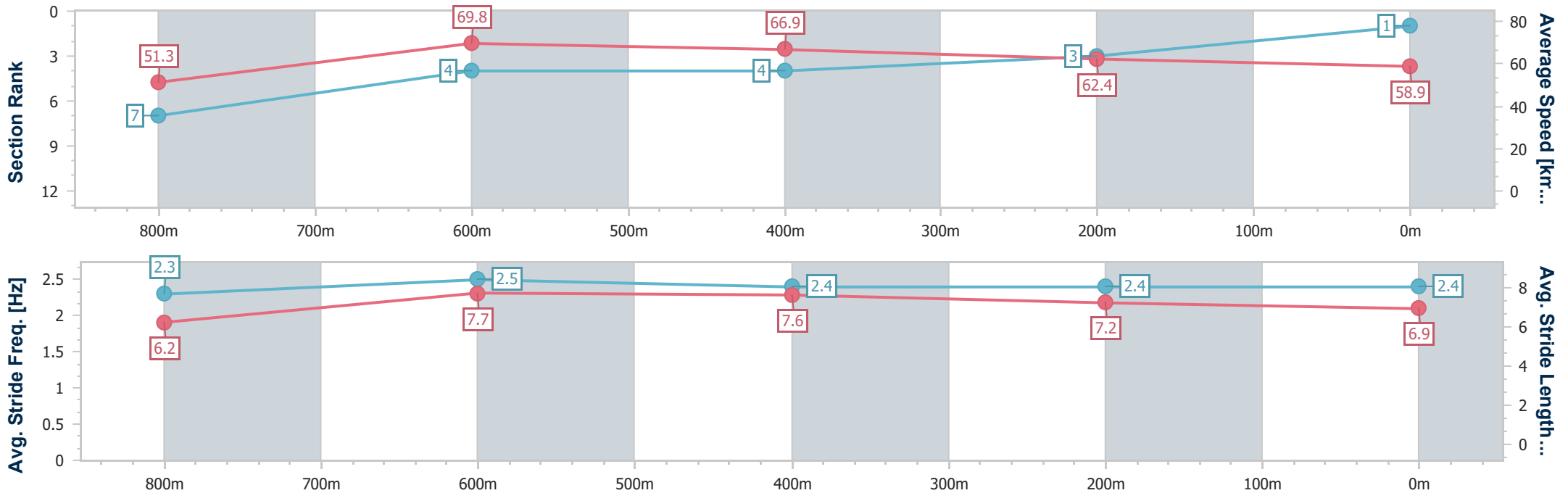
Race 1: PICCONE'S IGA QTIS Maiden Plate - 950m

26 August 2023 - 12:05

Track Rating: Soft 6, Weather: Showers, Rail Position: True



Section	Overall	800m	600m	400m	200m
Section Times	0:55.87 [1] (0:10.55)	0:45.32 [7] (0:10.32)	0:35.00 [4] (0:11.01)	0:23.99 [4] (0:11.77)	0:12.22 [3] (0:12.22)
Average Speed [km/h]	51.3	69.8	66.9	62.4	58.9
Top Speed [km/h]	69.5	70.6	69.2	64.7	61.5
Avg. Dist. to Rail [m]	10.0	5.7	4.0	9.0	11.1
Avg. Stride Freq. [Hz]	2.3	2.5	2.4	2.4	2.4
Avg. Stride Length [m]	6.2	7.7	7.6	7.2	6.9



- [] Ranking at each section and finish
- .-.- No data available at this section
- NA No data available



Horse/Jockey Name	Mazzaratti
Final Rank	2
Fastest Section Time (Section)	0:10.23 (Overall)
Top Speed [km/h] (Section)	70.0 (800m)
Race State	Finished



Ladbrokes Cannon Park QLD Professional

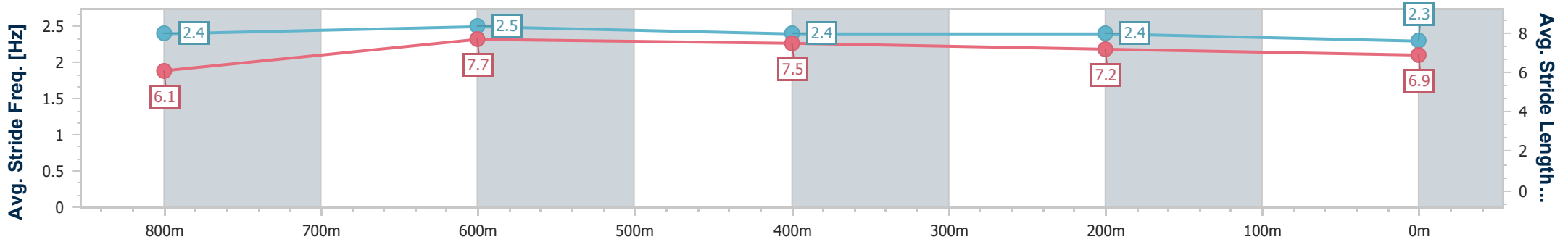
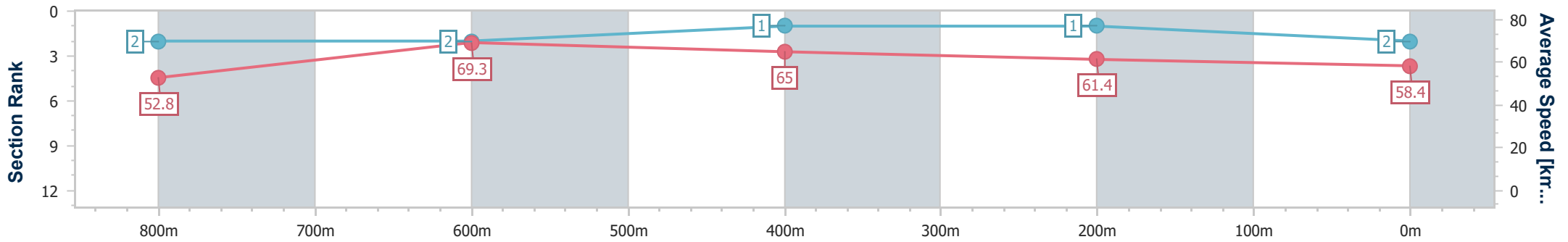
Race 1: PICCONE'S IGA QTIS Maiden Plate - 950m

26 August 2023 - 12:05

Track Rating: Soft 6, Weather: Showers, Rail Position: True



Section	Overall	800m	600m	400m	200m
Section Times	0:55.90 [2] (0:10.23)	0:45.67 [2] (0:10.40)	0:35.27 [2] (0:11.15)	0:24.12 [1] (0:11.80)	0:12.32 [1] (0:12.32)
Average Speed [km/h]	52.8	69.3	65.0	61.4	58.4
Top Speed [km/h]	68.8	70.0	69.1	62.7	59.9
Avg. Dist. to Rail [m]	6.6	3.1	1.3	5.2	8.6
Avg. Stride Freq. [Hz]	2.4	2.5	2.4	2.4	2.3
Avg. Stride Length [m]	6.1	7.7	7.5	7.2	6.9



- [] Ranking at each section and finish
- .-.- No data available at this section
- NA No data available



Horse/Jockey Name	Sonic Light
Final Rank	3
Fastest Section Time (Section)	0:10.31 (Overall)
Top Speed [km/h] (Section)	69.3 (600m)
Race State	Finished



Ladbrokes Cannon Park QLD Professional

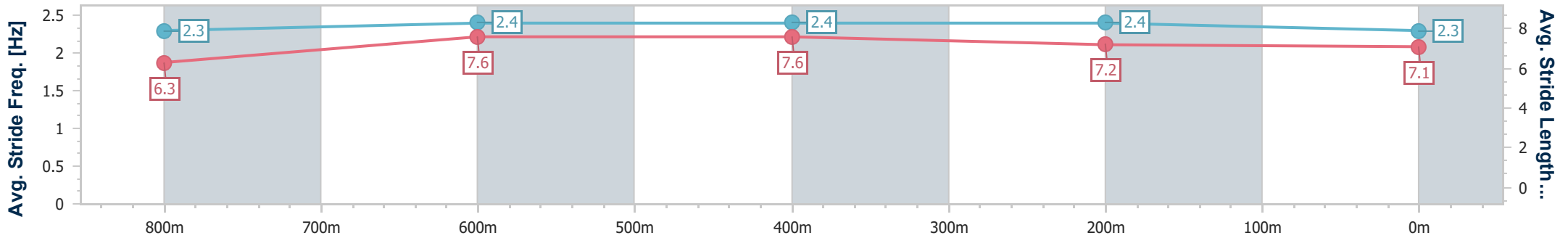
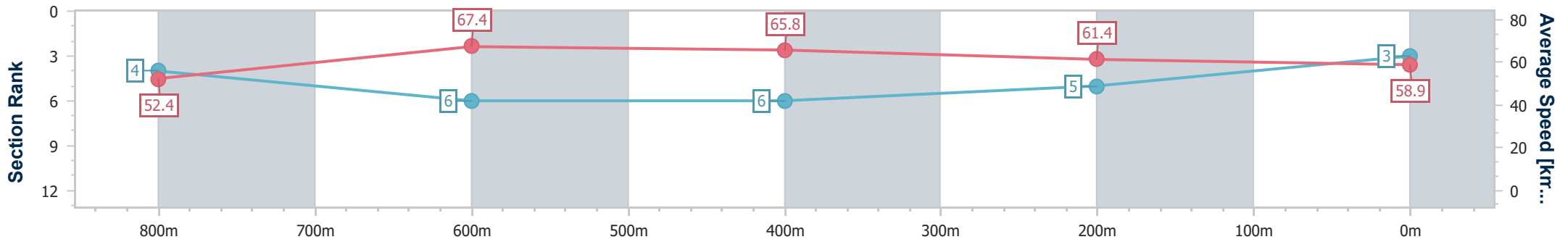
Race 1: PICCONE'S IGA QTIS Maiden Plate - 950m

26 August 2023 - 12:05

Track Rating: Soft 6, Weather: Showers, Rail Position: True



Section	Overall	800m	600m	400m	200m
Section Times	0:56.04 [3] (0:10.31)	0:45.73 [4] (0:10.69)	0:35.04 [6] (0:11.00)	0:24.04 [6] (0:11.81)	0:12.23 [5] (0:12.23)
Average Speed [km/h]	52.4	67.4	65.8	61.4	58.9
Top Speed [km/h]	66.8	68.5	69.3	63.9	60.5
Avg. Dist. to Rail [m]	7.6	4.1	1.5	4.3	8.2
Avg. Stride Freq. [Hz]	2.3	2.4	2.4	2.4	2.3
Avg. Stride Length [m]	6.3	7.6	7.6	7.2	7.1



- [] Ranking at each section and finish
- .-.- No data available at this section
- NA No data available



Horse/Jockey Name	Hello Newman
Final Rank	4
Fastest Section Time (Section)	0:10.43 (Overall)
Top Speed [km/h] (Section)	69.6 (800m)
Race State	Finished



Ladbrokes Cannon Park QLD Professional

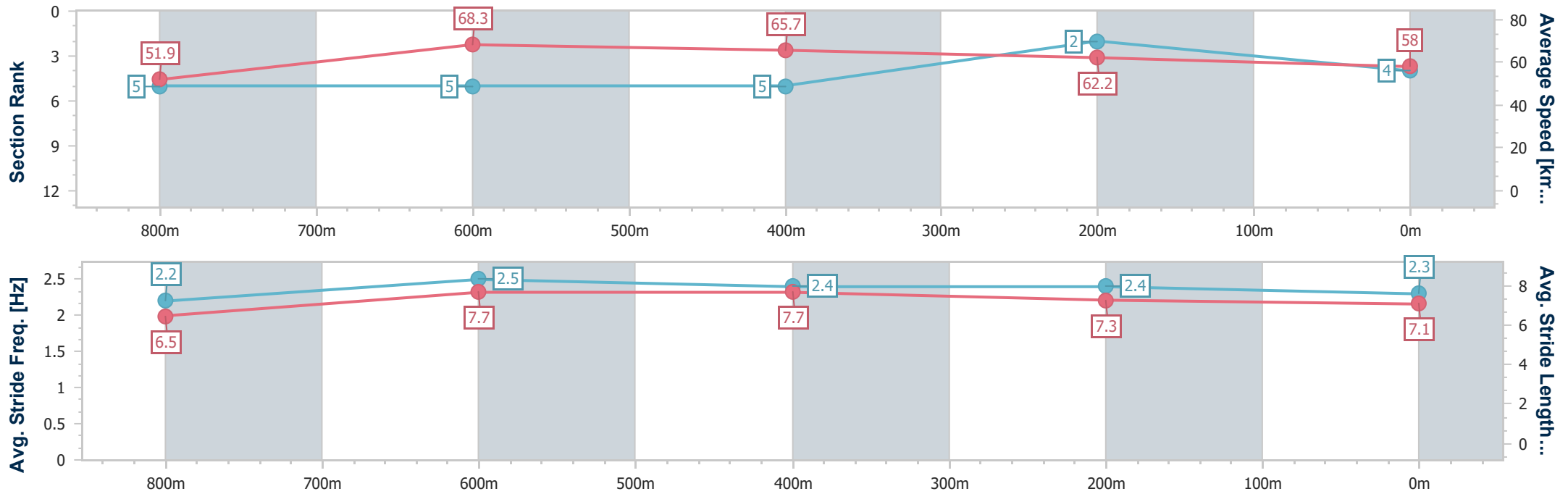
Race 1: PICCONE'S IGA QTIS Maiden Plate - 950m

26 August 2023 - 12:05

Track Rating: Soft 6, Weather: Showers, Rail Position: True



Section	Overall	800m	600m	400m	200m
Section Times	0:56.05 [4] (0:10.43)	0:45.62 [5] (0:10.54)	0:35.08 [5] (0:10.99)	0:24.09 [5] (0:11.68)	0:12.41 [2] (0:12.41)
Average Speed [km/h]	51.9	68.3	65.7	62.2	58.0
Top Speed [km/h]	67.0	69.6	68.4	63.5	60.0
Avg. Dist. to Rail [m]	4.8	1.5	0.7	4.6	6.6
Avg. Stride Freq. [Hz]	2.2	2.5	2.4	2.4	2.3
Avg. Stride Length [m]	6.5	7.7	7.7	7.3	7.1



- [] Ranking at each section and finish
- .-.- No data available at this section
- NA No data available



Horse/Jockey Name	Talantino
Final Rank	5
Fastest Section Time (Section)	0:10.53 (Overall)
Top Speed [km/h] (Section)	67.9 (800m)
Race State	Finished



Ladbrokes Cannon Park QLD Professional

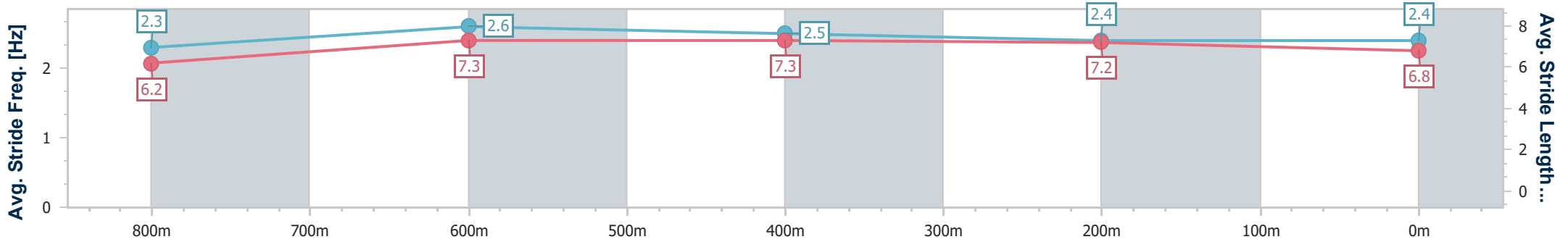
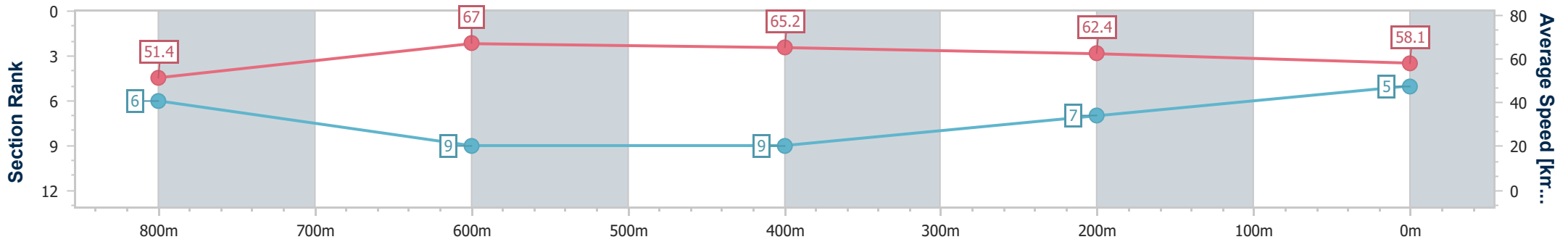
Race 1: PICCONE'S IGA QTIS Maiden Plate - 950m

26 August 2023 - 12:05

Track Rating: Soft 6, Weather: Showers, Rail Position: True



Section	Overall	800m	600m	400m	200m
Section Times	0:56.33 [5] (0:10.53)	0:45.80 [6] (0:10.75)	0:35.05 [9] (0:11.08)	0:23.97 [9] (0:11.58)	0:12.39 [7] (0:12.39)
Average Speed [km/h]	51.4	67.0	65.2	62.4	58.1
Top Speed [km/h]	65.9	67.9	67.3	63.6	61.8
Avg. Dist. to Rail [m]	2.4	0.8	0.8	3.5	6.6
Avg. Stride Freq. [Hz]	2.3	2.6	2.5	2.4	2.4
Avg. Stride Length [m]	6.2	7.3	7.3	7.2	6.8



- [] Ranking at each section and finish
- .-.- No data available at this section
- NA No data available



Horse/Jockey Name	Aglot
Final Rank	6
Fastest Section Time (Section)	0:10.55 (800m)
Top Speed [km/h] (Section)	70.0 (600m)
Race State	Finished



Ladbrokes Cannon Park QLD Professional

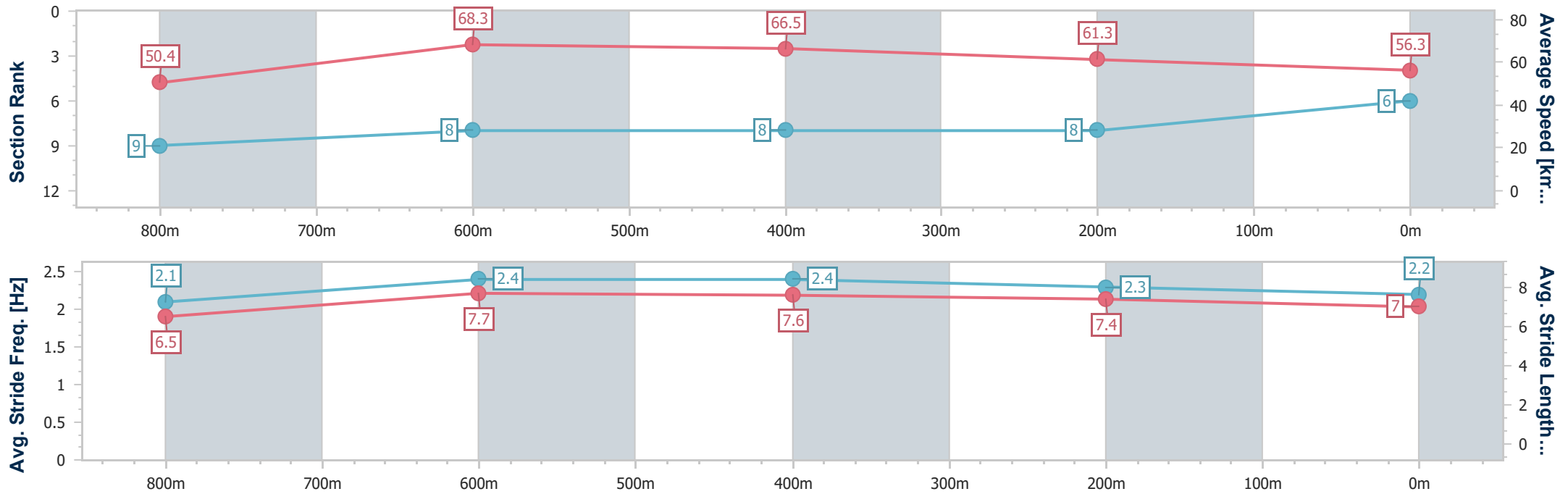
Race 1: PICCONE'S IGA QTIS Maiden Plate - 950m

26 August 2023 - 12:05

Track Rating: Soft 6, Weather: Showers, Rail Position: True



Section	Overall	800m	600m	400m	200m
Section Times	0:56.94 [6] (0:10.72)	0:46.22 [9] (0:10.55)	0:35.67 [8] (0:11.04)	0:24.63 [8] (0:11.85)	0:12.78 [8] (0:12.78)
Average Speed [km/h]	50.4	68.3	66.5	61.3	56.3
Top Speed [km/h]	67.8	69.9	70.0	63.2	58.9
Avg. Dist. to Rail [m]	4.2	4.1	3.2	6.6	11.6
Avg. Stride Freq. [Hz]	2.1	2.4	2.4	2.3	2.2
Avg. Stride Length [m]	6.5	7.7	7.6	7.4	7.0



- [] Ranking at each section and finish
- .-.- No data available at this section
- NA No data available



Horse/Jockey Name	Wicked Dreamer
Final Rank	7
Fastest Section Time (Section)	0:10.25 (Overall)
Top Speed [km/h] (Section)	70.1 (800m)
Race State	Finished



Ladbrokes Cannon Park QLD Professional

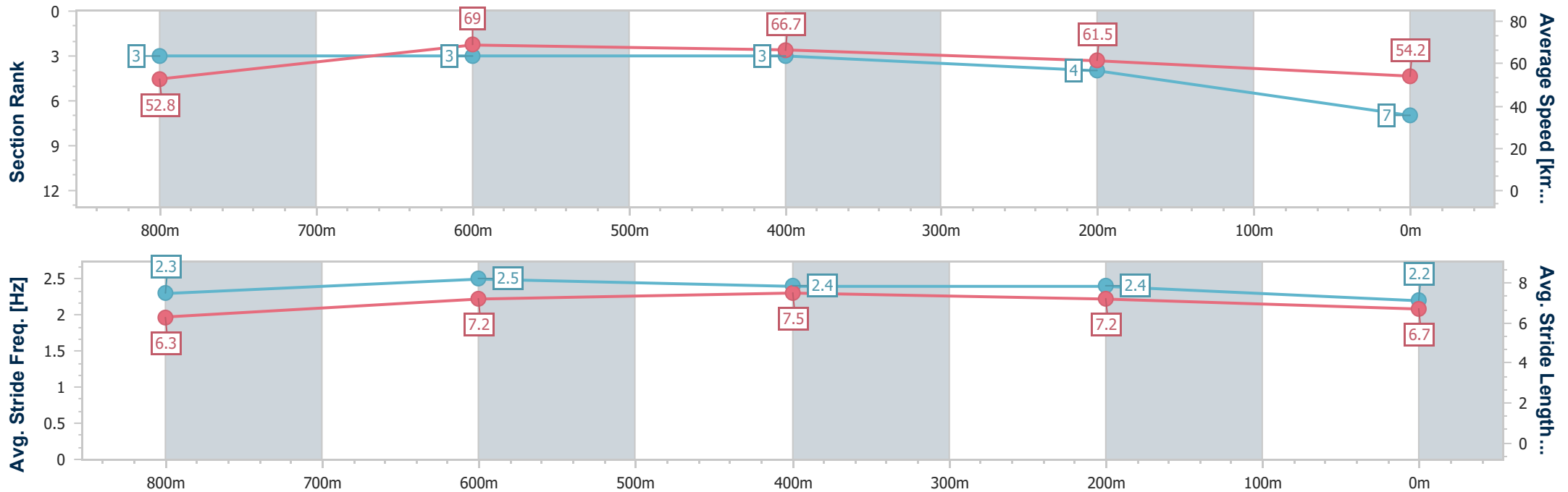
Race 1: PICCONE'S IGA QTIS Maiden Plate - 950m

26 August 2023 - 12:05

Track Rating: Soft 6, Weather: Showers, Rail Position: True



Section	Overall	800m	600m	400m	200m
Section Times	0:56.99 [7] (0:10.25)	0:46.74 [3] (0:10.45)	0:36.29 [3] (0:11.15)	0:25.14 [3] (0:11.86)	0:13.28 [4] (0:13.28)
Average Speed [km/h]	52.8	69.0	66.7	61.5	54.2
Top Speed [km/h]	68.6	70.1	67.5	65.3	58.3
Avg. Dist. to Rail [m]	9.0	7.3	5.9	7.1	10.7
Avg. Stride Freq. [Hz]	2.3	2.5	2.4	2.4	2.2
Avg. Stride Length [m]	6.3	7.2	7.5	7.2	6.7



- [] Ranking at each section and finish
- .-.- No data available at this section
- NA No data available



Horse/Jockey Name	Ratalouie
Final Rank	8
Fastest Section Time (Section)	0:10.82 (800m)
Top Speed [km/h] (Section)	67.9 (600m)
Race State	Finished



Ladbrokes Cannon Park QLD Professional

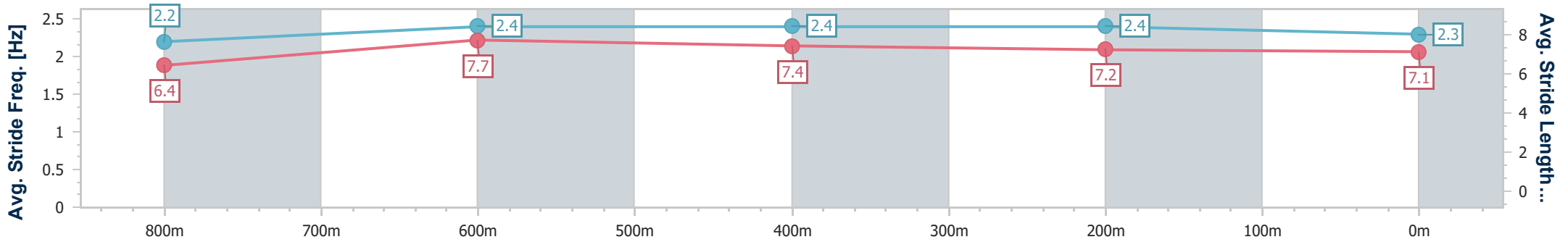
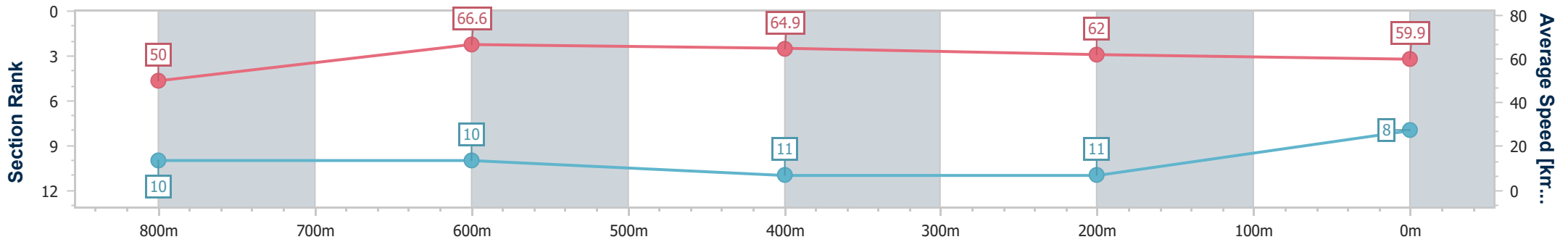
Race 1: PICCONE'S IGA QTIS Maiden Plate - 950m

26 August 2023 - 12:05

Track Rating: Soft 6, Weather: Showers, Rail Position: True



Section	Overall	800m	600m	400m	200m
Section Times	0:57.02 [8] (0:10.83)	0:46.19 [10] (0:10.82)	0:35.37 [10] (0:11.41)	0:23.96 [11] (0:11.94)	0:12.02 [11] (0:12.02)
Average Speed [km/h]	50.0	66.6	64.9	62.0	59.9
Top Speed [km/h]	65.4	67.9	67.9	62.9	62.0
Avg. Dist. to Rail [m]	8.4	4.8	4.9	11.1	10.2
Avg. Stride Freq. [Hz]	2.2	2.4	2.4	2.4	2.3
Avg. Stride Length [m]	6.4	7.7	7.4	7.2	7.1



- [] Ranking at each section and finish
- .-.- No data available at this section
- NA No data available



Horse/Jockey Name	Bradbury's Express
Final Rank	9
Fastest Section Time (Section)	0:10.78 (800m)
Top Speed [km/h] (Section)	69.2 (600m)
Race State	Finished



Ladbrokes Cannon Park QLD Professional

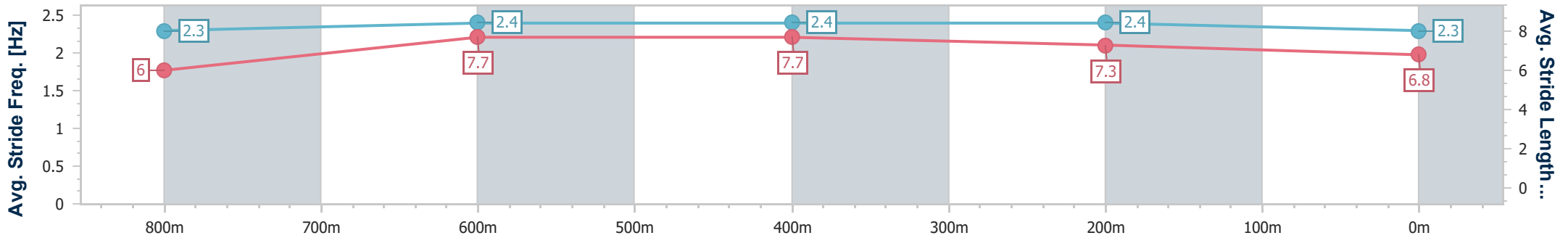
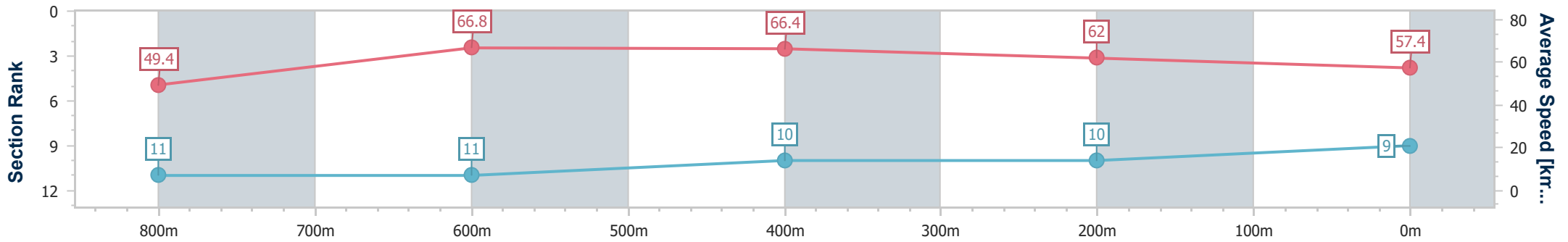
Race 1: PICCONE'S IGA QTIS Maiden Plate - 950m

26 August 2023 - 12:05

Track Rating: Soft 6, Weather: Showers, Rail Position: True



Section	Overall	800m	600m	400m	200m
Section Times	0:57.20 [9] (0:10.94)	0:46.26 [11] (0:10.78)	0:35.48 [11] (0:11.06)	0:24.42 [10] (0:11.89)	0:12.53 [10] (0:12.53)
Average Speed [km/h]	49.4	66.8	66.4	62.0	57.4
Top Speed [km/h]	64.5	68.8	69.2	65.5	60.0
Avg. Dist. to Rail [m]	5.1	3.5	3.2	11.3	14.2
Avg. Stride Freq. [Hz]	2.3	2.4	2.4	2.4	2.3
Avg. Stride Length [m]	6.0	7.7	7.7	7.3	6.8



- [] Ranking at each section and finish
- .-.- No data available at this section
- NA No data available



Horse/Jockey Name	Polarmore Princess
Final Rank	10
Fastest Section Time (Section)	0:10.54 (800m)
Top Speed [km/h] (Section)	69.1 (600m)
Race State	Finished



Ladbrokes Cannon Park QLD Professional

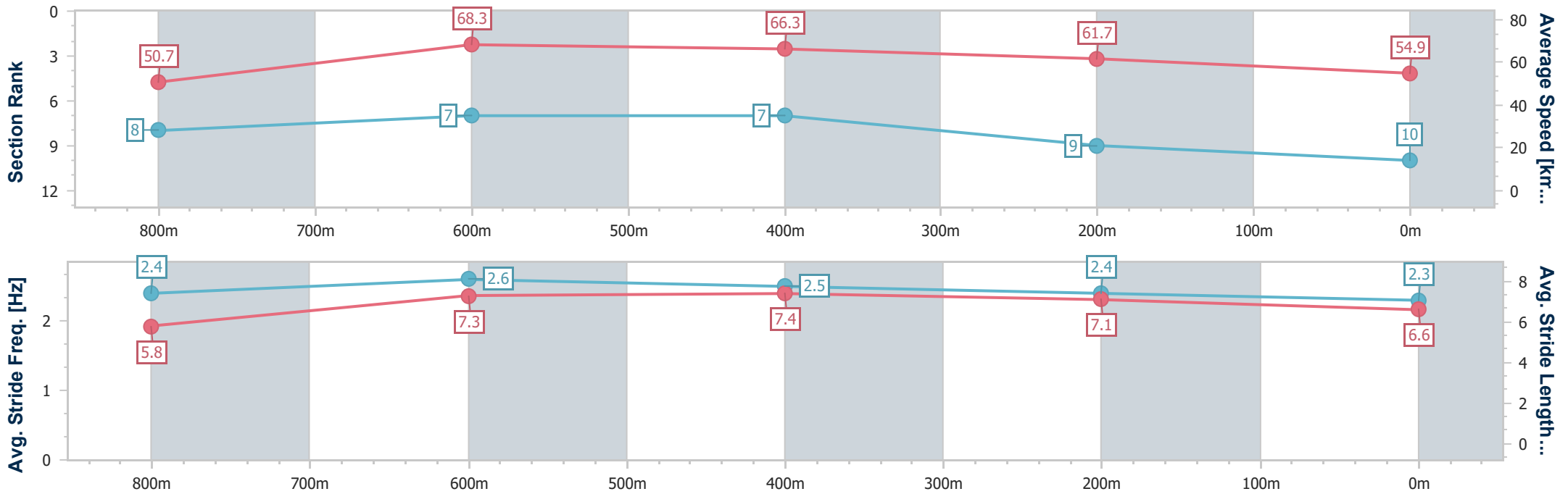
Race 1: PICCONE'S IGA QTIS Maiden Plate - 950m

26 August 2023 - 12:05

Track Rating: Soft 6, Weather: Showers, Rail Position: True



Section	Overall	800m	600m	400m	200m
Section Times	0:57.29 [10] (0:10.66)	0:46.63 [8] (0:10.54)	0:36.09 [7] (0:11.09)	0:25.00 [7] (0:11.90)	0:13.10 [9] (0:13.10)
Average Speed [km/h]	50.7	68.3	66.3	61.7	54.9
Top Speed [km/h]	67.8	68.8	69.1	64.2	59.9
Avg. Dist. to Rail [m]	2.8	3.5	3.7	9.1	12.8
Avg. Stride Freq. [Hz]	2.4	2.6	2.5	2.4	2.3
Avg. Stride Length [m]	5.8	7.3	7.4	7.1	6.6



- [] Ranking at each section and finish
- .-.- No data available at this section
- NA No data available



Horse/Jockey Name	Boom King
Final Rank	11
Fastest Section Time (Section)	0:10.19 (Overall)
Top Speed [km/h] (Section)	70.2 (800m)
Race State	Finished



Ladbrokes Cannon Park QLD Professional

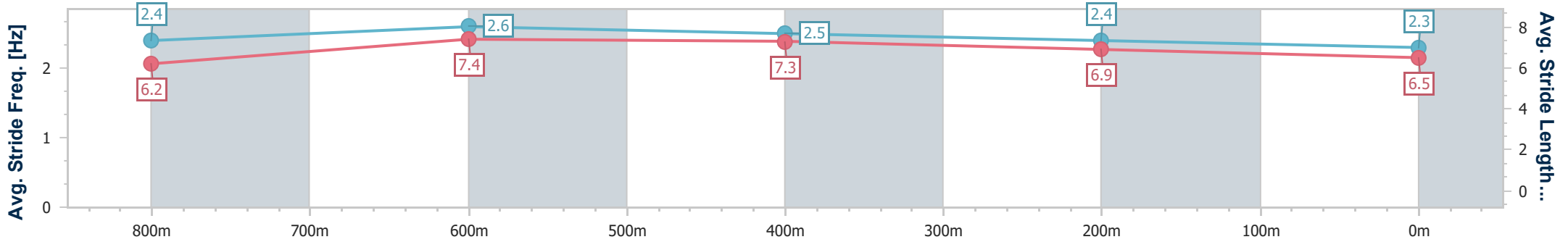
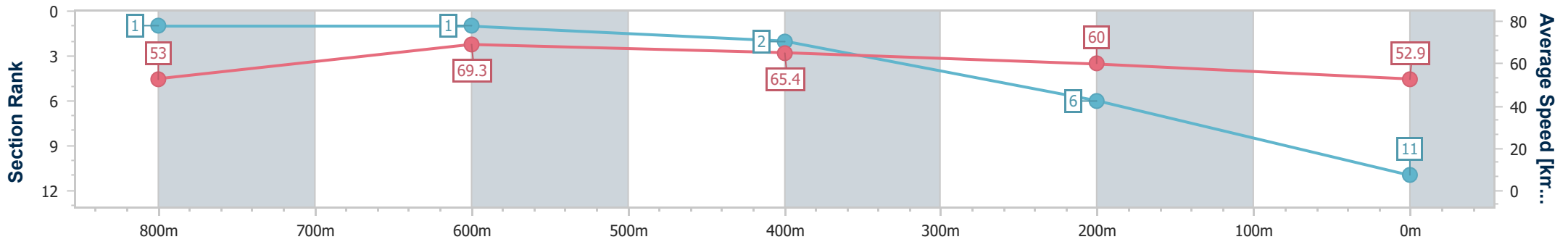
Race 1: PICCONE'S IGA QTIS Maiden Plate - 950m

26 August 2023 - 12:05

Track Rating: Soft 6, Weather: Showers, Rail Position: True



Section	Overall	800m	600m	400m	200m
Section Times	0:57.54 [11] (0:10.19)	0:47.35 [1] (0:10.40)	0:36.95 [1] (0:11.22)	0:25.73 [2] (0:12.12)	0:13.61 [6] (0:13.61)
Average Speed [km/h]	53.0	69.3	65.4	60.0	52.9
Top Speed [km/h]	68.5	70.2	68.7	64.2	56.7
Avg. Dist. to Rail [m]	7.7	3.2	3.0	6.4	9.7
Avg. Stride Freq. [Hz]	2.4	2.6	2.5	2.4	2.3
Avg. Stride Length [m]	6.2	7.4	7.3	6.9	6.5



- [] Ranking at each section and finish
- .-.-.- No data available at this section
- NA No data available