



Doomben QLD Professional

Race 9: GALLOPERS SPORTS CLUB BENCHMARK 85 Handicap - 1615m

26 August 2023 - 16:44



BRISBANE
RACING CLUB

Track Rating: Good 4, Weather: Fine, Rail Position: +4m Entire Course

Section														
Field Times	Overall	1400m	1200m	1000m	800m	600m	400m	Last 600m						
	1:36.78 (0:14.58)	1:22.20 (0:11.38)	1:10.82 (0:11.32)	0:59.50 (0:11.48)	0:48.02 (0:12.01)	0:36.01 (0:12.07)	0:23.94 (0:11.99)	0:36.01						
Rank	TAB	Horse/Jockey	Barrier	Top Speed [km/h]	Fastest Section									Distance Travelled [m]
1	6	SHOPPING ESPRIT James Orman	13	64.5 400m	0:11.28 400m	1:36.78 [1] (0:15.76)	1:21.02 [13] (0:11.70)	1:09.32 [12] (0:11.52)	0:57.80 [12] (0:11.77)	0:46.03 [12] (0:11.52)	0:34.51 [11] (0:11.62)	0:22.89 [10] (0:11.28)	0:34.51	
2	12	BLACKLOG Bailey Wheeler	12	65.6 400m	0:11.23 400m	1:36.96 [2] (0:15.45)	1:21.51 [10] (0:11.81)	1:09.70 [10] (0:11.62)	0:58.08 [10] (0:11.71)	0:46.37 [10] (0:11.68)	0:34.69 [10] (0:11.52)	0:23.17 [8] (0:11.23)	0:34.69	+1
3	14	AQUA ALTA Mark Du Plessis	9	64.7 1000m	0:11.40 1200m	1:37.08 [3] (0:14.61)	1:22.47 [2] (0:11.54)	1:10.93 [3] (0:11.40)	0:59.53 [4] (0:11.45)	0:48.08 [3] (0:12.15)	0:35.93 [3] (0:12.08)	0:23.85 [4] (0:11.69)	0:35.93	-4
4	9	HOKAHEY Angela Jones	3	65.1 400m	0:11.50 400m	1:37.34 [4] (0:15.09)	1:22.25 [8] (0:11.55)	1:10.70 [7] (0:11.67)	0:59.03 [7] (0:11.71)	0:47.32 [7] (0:11.86)	0:35.46 [8] (0:11.95)	0:23.51 [9] (0:11.50)	0:35.46	+0
5	11	WOLF MOON Damien Thornton	1	62.9 1400m	0:11.59 1200m	1:37.40 [5] (0:14.91)	1:22.49 [5] (0:11.61)	1:10.88 [6] (0:11.59)	0:59.29 [6] (0:11.74)	0:47.55 [6] (0:11.71)	0:35.84 [6] (0:11.87)	0:23.97 [5] (0:11.73)	0:35.84	-3
6	7	HYPE Micheal Hellyer	11	66.2 1200m	0:11.13 1200m	1:37.46 [6] (0:14.96)	1:22.50 [6] (0:11.26)	1:11.24 [4] (0:11.13)	1:00.11 [2] (0:11.41)	0:48.70 [1] (0:12.01)	0:36.69 [1] (0:12.07)	0:24.62 [1] (0:11.99)	0:36.69	-1
7	2	POINT COUNTERPOINT Cejay Graham	6	64.6 400m	0:11.44 400m	1:37.48 [7] (0:15.62)	1:21.86 [11] (0:11.74)	1:10.12 [11] (0:11.59)	0:58.53 [11] (0:11.68)	0:46.85 [11] (0:11.70)	0:35.15 [12] (0:11.85)	0:23.30 [13] (0:11.44)	0:35.15	-7
8	4	BAANONE Jaden Lloyd	10	64.6 400m	0:11.41 400m	1:37.67 [8] (0:15.73)	1:21.94 [12] (0:11.85)	1:10.09 [13] (0:11.46)	0:58.63 [13] (0:11.72)	0:46.91 [13] (0:11.57)	0:35.34 [13] (0:11.77)	0:23.57 [12] (0:11.41)	0:35.34	-1
9	8	CANADIAN DANCER Ben Thompson	14	67.6 Overall	0:11.32 1200m	1:37.79 [9] (0:14.58)	1:23.21 [1] (0:11.38)	1:11.83 [1] (0:11.32)	1:00.51 [1] (0:11.56)	0:48.95 [2] (0:12.21)	0:36.74 [2] (0:12.00)	0:24.74 [2] (0:11.85)	0:36.74	-1
10	13	WITHOUT REVENGE Kyle Wilson-Taylor	7	66.5 1400m	0:11.36 1400m	1:37.82 [10] (0:14.72)	1:23.10 [3] (0:11.36)	1:11.74 [2] (0:11.37)	1:00.37 [3] (0:11.64)	0:48.73 [4] (0:12.09)	0:36.64 [4] (0:12.01)	0:24.63 [3] (0:11.89)	0:36.64	+0

Scratched: Heleva Deel (#15), Major Artie (#5)

Report Created: Sat 26 August 2023 17:08 GMT+1 (Note: Timing is based on position data)

Page 1/17

[] Ranking at each section and finish
 -:-:- No data available at this section
 NA No data available

SCN Saddle cloth number
 DNF Did not finish
 DNT Did not track

data processed by TRIPLES DATA



Doomben QLD Professional

Race 9: GALLOPERS SPORTS CLUB BENCHMARK 85 Handicap - 1615m

26 August 2023 - 16:44



BRISBANE
RACING CLUB

Track Rating: Good 4, Weather: Fine, Rail Position: +4m Entire Course

Section	Overall	1400m	1200m	1000m	800m	600m	400m	Last 600m
Field Times	1:36.78 (0:14.58)	1:22.20 (0:11.38)	1:10.82 (0:11.32)	0:59.50 (0:11.48)	0:48.02 (0:12.01)	0:36.01 (0:12.07)	0:23.94 (0:11.99)	0:36.01

Rank	TAB	Horse/Jockey	Barrier	Top Speed [km/h]	Fastest Section	Overall	1400m	1200m	1000m	800m	600m	400m	Last 600m	Distance Travelled [m]
11	1	STAMPE Jake Molloy	5	64.3	0:11.57 Overall	1:37.92 [11] (0:14.77)	1:23.15 [4] (0:11.57)	1:11.58 [5] (0:11.68)	0:59.90 [5] (0:11.62)	0:48.28 [5] (0:11.91)	0:36.37 [5] (0:12.01)	0:24.36 [6] (0:11.81)	0:36.37	-5
12	3	RED WAVE Andrew Mallyon	4	63.6	0:11.60 400m	1:38.16 [12] (0:15.08)	1:23.08 [7] (0:11.81)	1:11.27 [9] (0:11.60)	0:59.67 [9] (0:11.69)	0:47.98 [9] (0:11.91)	0:36.07 [9] (0:11.89)	0:24.18 [11] (0:11.62)	0:36.07	+3
13	10	HONORABLE SPIRIT Sean Cormack	2	62.8	0:11.56 1200m	1:38.66 [13] (0:15.26)	1:23.40 [9] (0:11.56)	1:11.84 [8] (0:11.57)	1:00.27 [8] (0:11.70)	0:48.57 [8] (0:11.75)	0:36.82 [7] (0:11.89)	0:24.93 [7] (0:11.78)	0:36.82	-5

Scratched: Heleva Deel (#15), Major Artie (#5)

[] Ranking at each section and finish
 -:-:- No data available at this section
 NA No data available

SCN Saddle cloth number
 DNF Did not finish
 DNT Did not track



Doomben QLD Professional

Race 9: GALLOPERS SPORTS CLUB BENCHMARK 85 Handicap - 1615m

26 August 2023 - 16:44



BRISBANE
RACING CLUB

Track Rating: Good 4, Weather: Fine, Rail Position: +4m Entire Course

Section				200m				Last 600m		
Field Times				0:11.95 (0:11.95)				0:36.01		
Rank	TAB	Horse/Jockey	Barrier	Top Speed [km/h]	Fastest Section	Margin			Distance Travelled [m]	
1	6	SHOPPING ESPRIT James Orman	13	64.5 400m	0:11.28 400m	0:11.61 [7] (0:11.61)	1:36.78		0:34.51	
2	12	BLACKLOG Bailey Wheeler	12	65.6 400m	0:11.23 400m	0:11.94 [4] (0:11.94)	1.06L		0:34.69	+1
3	14	AQUA ALTA Mark Du Plessis	9	64.7 1000m	0:11.40 1200m	0:12.16 [3] (0:12.16)	1.77L		0:35.93	-4
4	9	HOKAHEY Angela Jones	3	65.1 400m	0:11.50 400m	0:12.01 [8] (0:12.01)	3.3L		0:35.46	+0
5	11	WOLF MOON Damien Thornton	1	62.9 1400m	0:11.59 1200m	0:12.24 [6] (0:12.24)	3.66L		0:35.84	-3
6	7	HYPE Micheal Hellyer	11	66.2 1200m	0:11.13 1200m	0:12.63 [1] (0:12.63)	3.97L		0:36.69	-1
7	2	POINT COUNTERPOINT Cejay Graham	6	64.6 400m	0:11.44 400m	0:11.86 [13] (0:11.86)	4.12L		0:35.15	-7
8	4	BAANONE Jaden Lloyd	10	64.6 400m	0:11.41 400m	0:12.16 [11] (0:12.16)	5.24L		0:35.34	-1
9	8	CANADIAN DANCER Ben Thompson	14	67.6 Overall	0:11.32 1200m	0:12.89 [2] (0:12.89)	5.92L		0:36.74	-1
10	13	WITHOUT REVENGE Kyle Wilson-Taylor	7	66.5 1400m	0:11.36 1400m	0:12.74 [5] (0:12.74)	6.11L		0:36.64	+0

Scratched: Heleva Deel (#15), Major Artie (#5)

Report Created: Sat 26 August 2023 17:08 GMT+1 (Note: Timing is based on position data)

Page 3/17

[] Ranking at each section and finish
 -:-:- No data available at this section
 NA No data available

SCN Saddle cloth number
 DNF Did not finish
 DNT Did not track

data processed by  TRIPLES DATA



Doomben QLD Professional

Race 9: GALLOPERS SPORTS CLUB BENCHMARK 85 Handicap - 1615m

26 August 2023 - 16:44



BRISBANE
RACING CLUB

Track Rating: Good 4, Weather: Fine, Rail Position: +4m Entire Course

Section				200m				Last 600m		
Field Times				0:11.95 (0:11.95)				0:36.01		
Rank	TAB	Horse/Jockey	Barrier	Top Speed [km/h]	Fastest Section	Margin			Distance Travelled [m]	
11	1	STAMPE	5	64.3	0:11.57	0:12.55 [9]	6.69L		0:36.37	-5
		Jake Molloy		Overall	1400m	(0:12.55)				
12	3	RED WAVE	4	63.6	0:11.60	0:12.56 [12]	8.11L		0:36.07	+3
		Andrew Mallyon		400m	1200m	(0:12.56)				
13	10	HONORABLE SPIRIT	2	62.8	0:11.56	0:13.15 [10]	11.04L		0:36.82	-5
		Sean Cormack		1200m	1400m	(0:13.15)				

Scratched: Heleva Deel (#15), Major Artie (#5)

[] Ranking at each section and finish
 -:-:- No data available at this section
 NA No data available

SCN Saddle cloth number
 DNF Did not finish
 DNT Did not track



Horse/Jockey Name	Shopping Esprit
Final Rank	1
Fastest Section Time (Section)	0:11.28 (400m)
Top Speed [km/h] (Section)	64.5 (400m)
Race State	Finished

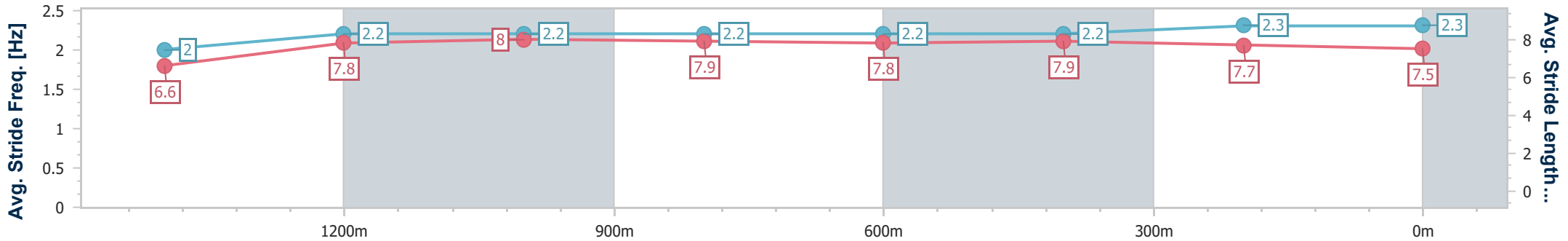
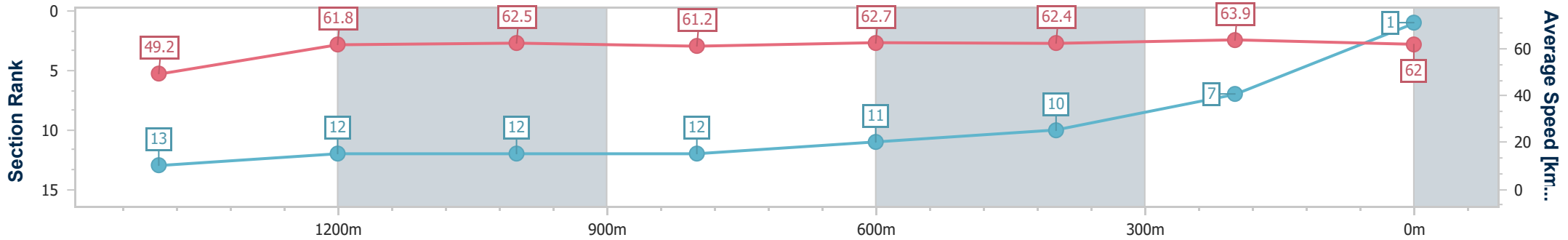


Doomben QLD Professional
Race 9: GALLOPERS SPORTS CLUB BENCHMARK 85
Handicap - 1615m
26 August 2023 - 16:44
Track Rating: Good 4, Weather: Fine, Rail Position: +4m Entire Course



BRISBANE
RACING CLUB

Section	Overall	1400m	1200m	1000m	800m	600m	400m	200m						
Section Times	1:36.78 [1] (0:15.76)	1:21.02 [13] (0:11.70)	1:09.32 [12] (0:11.52)	0:57.80 [12] (0:11.77)	0:46.03 [12] (0:11.52)	0:34.51 [11] (0:11.62)	0:22.89 [10] (0:11.28)	0:11.61 [7] (0:11.61)						
Average Speed [km/h]	49.2	61.8	62.5	61.2	62.7	62.4	63.9	62.0						
Top Speed [km/h]	61.0	62.6	63.2	62.3	63.6	63.2	64.5	64.4						
Avg. Dist. to Rail [m]	3.8	0.6	1.0	1.1	0.8	1.1	2.4	3.9						
Avg. Stride Freq. [Hz]	2.0	2.2	2.2	2.2	2.2	2.2	2.3	2.3						
Avg. Stride Length [m]	6.6	7.8	8.0	7.9	7.8	7.9	7.7	7.5						



- [] Ranking at each section and finish
- .-.- No data available at this section
- NA No data available



Horse/Jockey Name	Blacklog
Final Rank	2
Fastest Section Time (Section)	0:11.23 (400m)
Top Speed [km/h] (Section)	65.6 (400m)
Race State	Finished



Doomben QLD Professional
Race 9: GALLOPERS SPORTS CLUB BENCHMARK 85
Handicap - 1615m

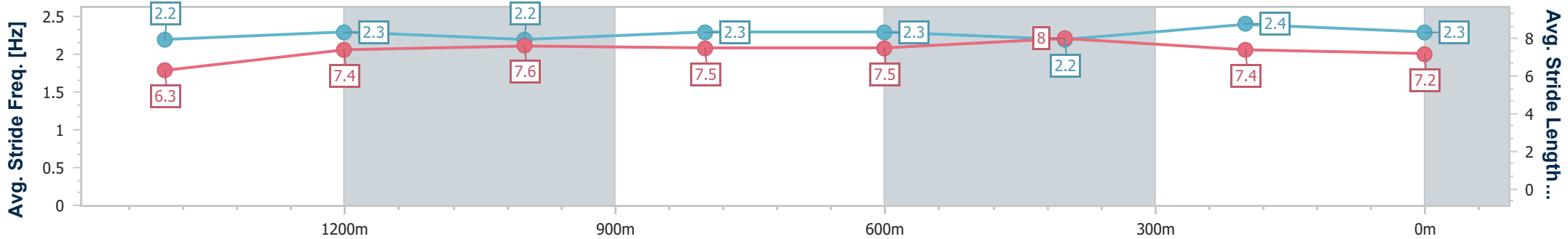
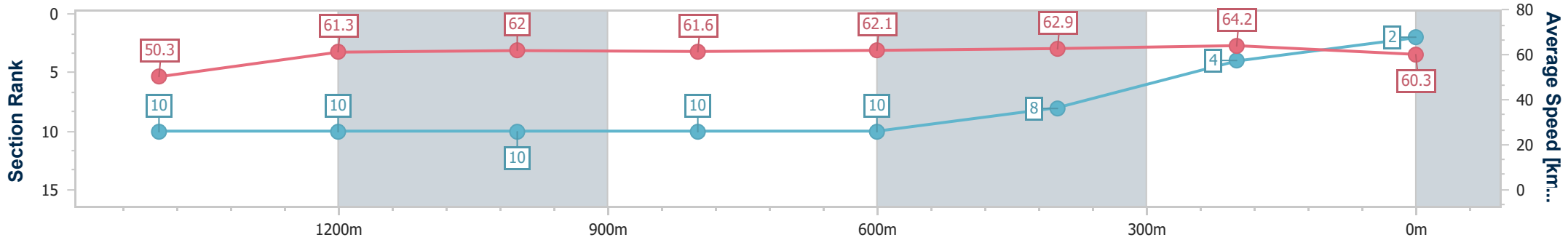
26 August 2023 - 16:44

Track Rating: Good 4, Weather: Fine, Rail Position: +4m Entire Course



BRISBANE
RACING CLUB

Section	Overall	1400m	1200m	1000m	800m	600m	400m	200m
Section Times	1:36.96 [2] (0:15.45)	1:21.51 [10] (0:11.81)	1:09.70 [10] (0:11.62)	0:58.08 [10] (0:11.71)	0:46.37 [10] (0:11.68)	0:34.69 [10] (0:11.52)	0:23.17 [8] (0:11.23)	0:11.94 [4] (0:11.94)
Average Speed [km/h]	50.3	61.3	62.0	61.6	62.1	62.9	64.2	60.3
Top Speed [km/h]	61.6	63.0	63.8	62.4	63.7	64.7	65.6	63.7
Avg. Dist. to Rail [m]	4.7	0.8	1.4	1.0	1.7	1.3	0.9	1.1
Avg. Stride Freq. [Hz]	2.2	2.3	2.2	2.3	2.3	2.2	2.4	2.3
Avg. Stride Length [m]	6.3	7.4	7.6	7.5	7.5	8.0	7.4	7.2



- [] Ranking at each section and finish
- .-.- No data available at this section
- NA No data available



Horse/Jockey Name	Aqua Alta
Final Rank	3
Fastest Section Time (Section)	0:11.40 (1200m)
Top Speed [km/h] (Section)	64.7 (1000m)
Race State	Finished



Doomben QLD Professional
Race 9: GALLOPERS SPORTS CLUB BENCHMARK 85
Handicap - 1615m

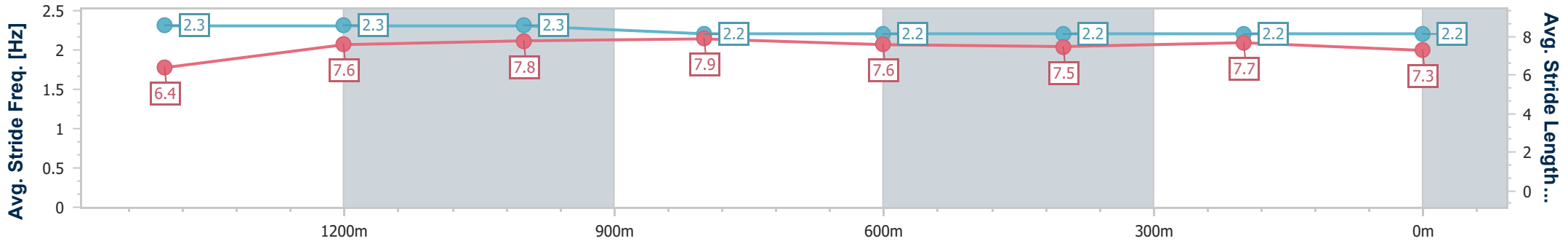
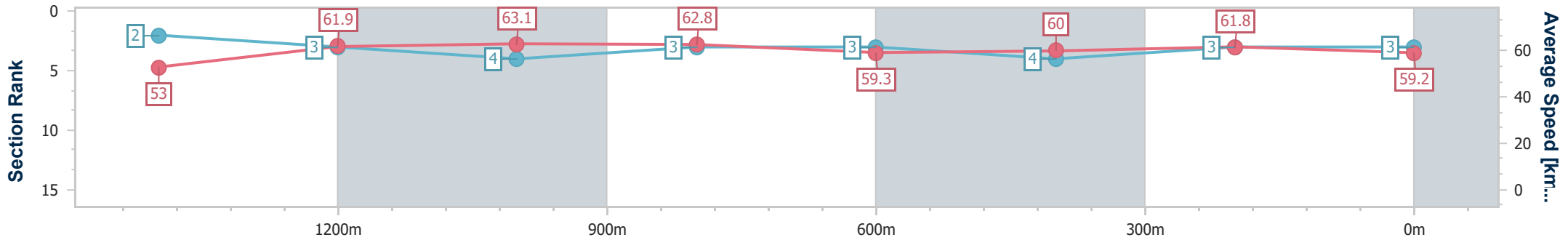
26 August 2023 - 16:44

Track Rating: Good 4, Weather: Fine, Rail Position: +4m Entire Course



BRISBANE
RACING CLUB

Section	Overall	1400m	1200m	1000m	800m	600m	400m	200m
Section Times	1:37.08 [3] (0:14.61)	1:22.47 [2] (0:11.54)	1:10.93 [3] (0:11.40)	0:59.53 [4] (0:11.45)	0:48.08 [3] (0:12.15)	0:35.93 [3] (0:12.08)	0:23.85 [4] (0:11.69)	0:12.16 [3] (0:12.16)
Average Speed [km/h]	53.0	61.9	63.1	62.8	59.3	60.0	61.8	59.2
Top Speed [km/h]	62.2	63.0	64.5	64.7	60.6	61.7	63.1	60.6
Avg. Dist. to Rail [m]	2.8	1.0	0.3	1.0	0.6	1.3	0.8	0.7
Avg. Stride Freq. [Hz]	2.3	2.3	2.3	2.2	2.2	2.2	2.2	2.2
Avg. Stride Length [m]	6.4	7.6	7.8	7.9	7.6	7.5	7.7	7.3



- [] Ranking at each section and finish
- .-.- No data available at this section
- NA No data available



Horse/Jockey Name	Hokahey
Final Rank	4
Fastest Section Time (Section)	0:11.50 (400m)
Top Speed [km/h] (Section)	65.1 (400m)
Race State	Finished



Doomben QLD Professional
Race 9: GALLOPERS SPORTS CLUB BENCHMARK 85
Handicap - 1615m

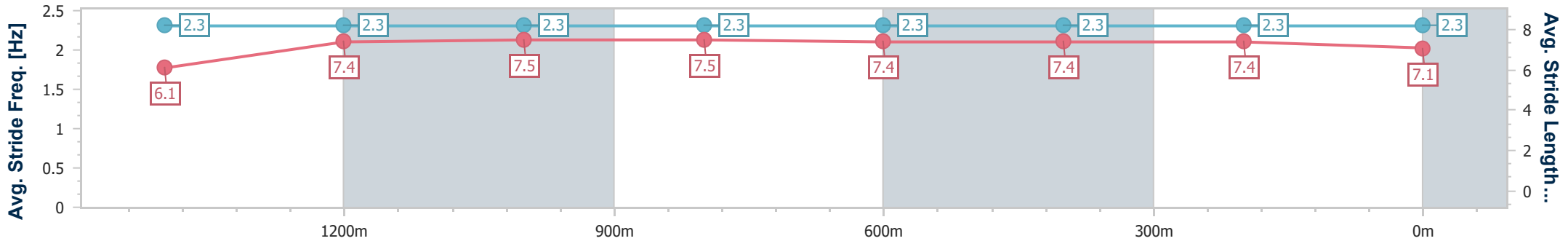
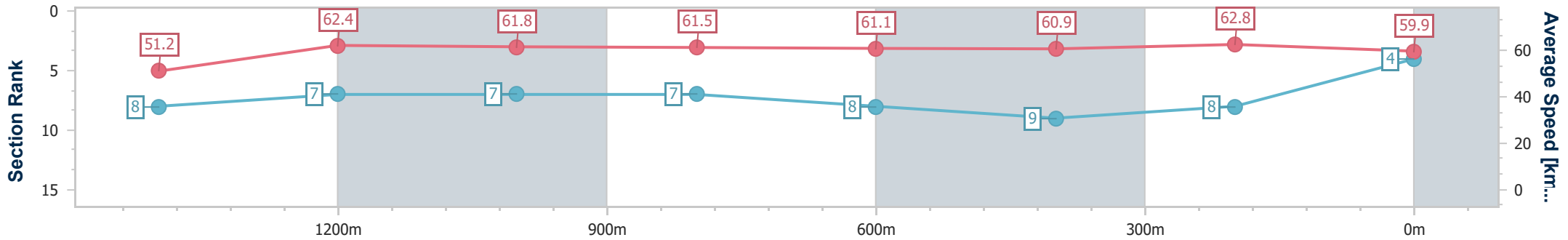
26 August 2023 - 16:44

Track Rating: Good 4, Weather: Fine, Rail Position: +4m Entire Course



BRISBANE
RACING CLUB

Section	Overall	1400m	1200m	1000m	800m	600m	400m	200m						
Section Times	1:37.34 [4] (0:15.09)	1:22.25 [8] (0:11.55)	1:10.70 [7] (0:11.67)	0:59.03 [7] (0:11.71)	0:47.32 [7] (0:11.86)	0:35.46 [8] (0:11.95)	0:23.51 [9] (0:11.50)	0:12.01 [8] (0:12.01)						
Average Speed [km/h]	51.2	62.4	61.8	61.5	61.1	60.9	62.8	59.9						
Top Speed [km/h]	61.9	63.2	62.6	62.6	62.3	62.6	65.1	61.9						
Avg. Dist. to Rail [m]	0.6	0.6	1.9	1.4	0.9	1.6	2.5	5.7						
Avg. Stride Freq. [Hz]	2.3	2.3	2.3	2.3	2.3	2.3	2.3	2.3						
Avg. Stride Length [m]	6.1	7.4	7.5	7.5	7.4	7.4	7.4	7.1						



- [] Ranking at each section and finish
- .-.- No data available at this section
- NA No data available



Horse/Jockey Name	Wolf Moon
Final Rank	5
Fastest Section Time (Section)	0:11.59 (1200m)
Top Speed [km/h] (Section)	62.9 (1400m)
Race State	Finished



Doomben QLD Professional
Race 9: GALLOPERS SPORTS CLUB BENCHMARK 85
Handicap - 1615m

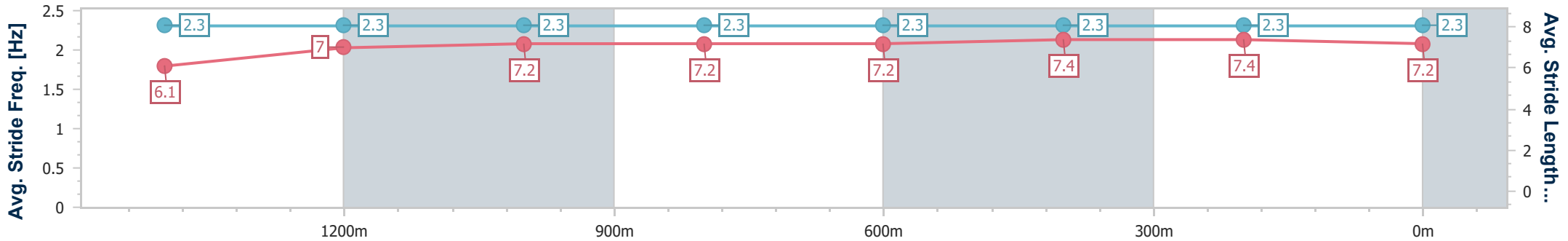
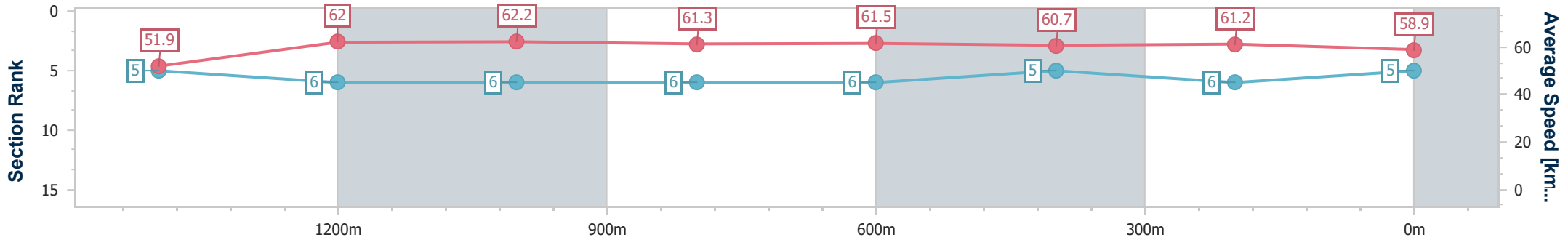
26 August 2023 - 16:44

Track Rating: Good 4, Weather: Fine, Rail Position: +4m Entire Course



BRISBANE
RACING CLUB

Section	Overall	1400m	1200m	1000m	800m	600m	400m	200m						
Section Times	1:37.40 [5] (0:14.91)	1:22.49 [5] (0:11.61)	1:10.88 [6] (0:11.59)	0:59.29 [6] (0:11.74)	0:47.55 [6] (0:11.71)	0:35.84 [6] (0:11.87)	0:23.97 [5] (0:11.73)	0:12.24 [6] (0:12.24)						
Average Speed [km/h]	51.9	62.0	62.2	61.3	61.5	60.7	61.2	58.9						
Top Speed [km/h]	62.0	62.9	62.6	62.2	62.7	61.5	62.9	59.9						
Avg. Dist. to Rail [m]	1.2	0.4	0.7	0.4	0.4	0.4	0.5	1.0						
Avg. Stride Freq. [Hz]	2.3	2.3	2.3	2.3	2.3	2.3	2.3	2.3						
Avg. Stride Length [m]	6.1	7.0	7.2	7.2	7.2	7.4	7.4	7.2						



- [] Ranking at each section and finish
- .-.- No data available at this section
- NA No data available



Horse/Jockey Name	Hype
Final Rank	6
Fastest Section Time (Section)	0:11.13 (1200m)
Top Speed [km/h] (Section)	66.2 (1200m)
Race State	Finished



Doomben QLD Professional
Race 9: GALLOPERS SPORTS CLUB BENCHMARK 85
 Handicap - 1615m

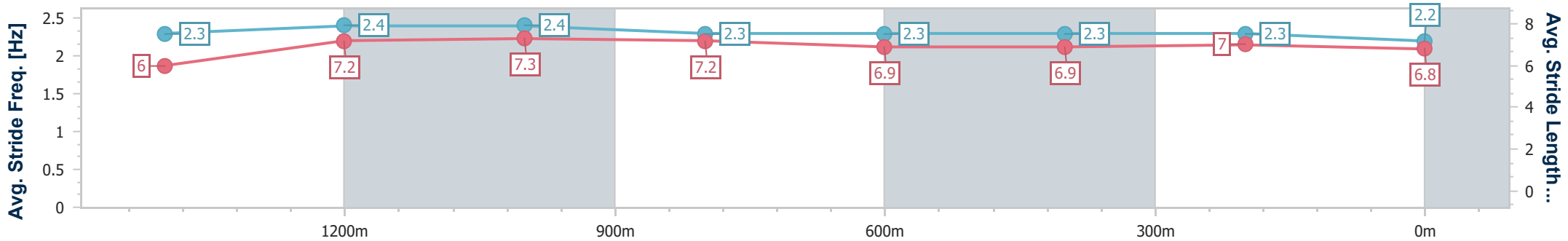
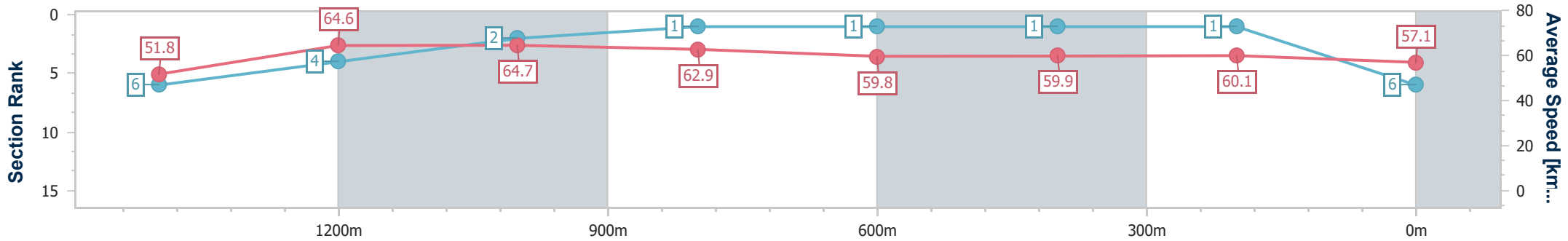
26 August 2023 - 16:44

Track Rating: Good 4, Weather: Fine, Rail Position: +4m Entire Course



BRISBANE
RACING CLUB

Section	Overall	1400m	1200m	1000m	800m	600m	400m	200m						
Section Times	1:37.46 [6] (0:14.96)	1:22.50 [6] (0:11.26)	1:11.24 [4] (0:11.13)	1:00.11 [2] (0:11.41)	0:48.70 [1] (0:12.01)	0:36.69 [1] (0:12.07)	0:24.62 [1] (0:11.99)	0:12.63 [1] (0:12.63)						
Average Speed [km/h]	51.8	64.6	64.7	62.9	59.8	59.9	60.1	57.1						
Top Speed [km/h]	64.8	65.6	66.2	66.0	60.2	60.3	60.8	59.1						
Avg. Dist. to Rail [m]	4.0	1.7	1.5	0.7	0.9	1.0	0.7	1.1						
Avg. Stride Freq. [Hz]	2.3	2.4	2.4	2.3	2.3	2.3	2.3	2.2						
Avg. Stride Length [m]	6.0	7.2	7.3	7.2	6.9	6.9	7.0	6.8						



- [] Ranking at each section and finish
- .-.- No data available at this section
- NA No data available



Horse/Jockey Name	Point Counterpoint
Final Rank	7
Fastest Section Time (Section)	0:11.44 (400m)
Top Speed [km/h] (Section)	64.6 (400m)
Race State	Finished

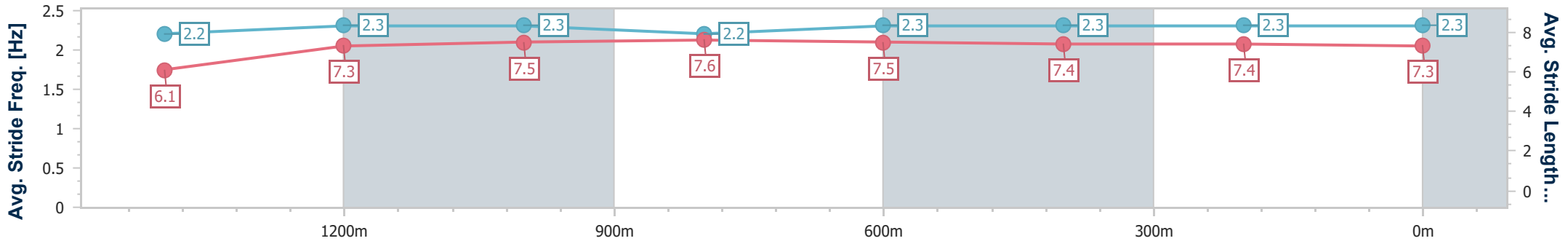
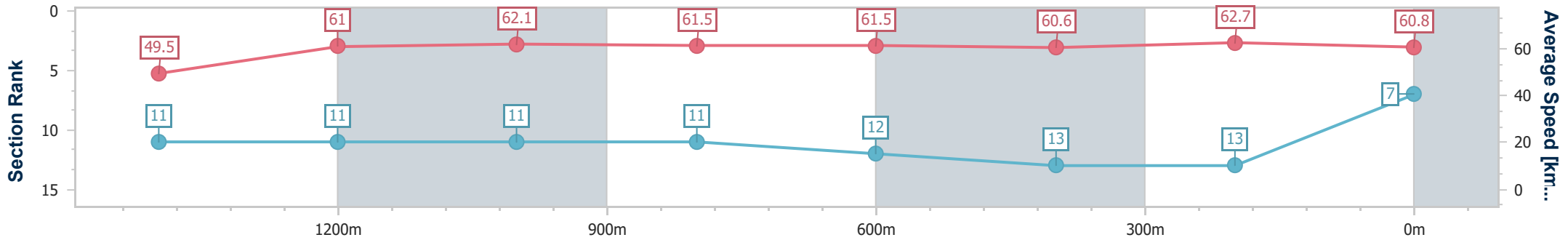


Doomben QLD Professional
Race 9: GALLOPERS SPORTS CLUB BENCHMARK 85
Handicap - 1615m
26 August 2023 - 16:44
Track Rating: Good 4, Weather: Fine, Rail Position: +4m Entire Course



BRISBANE
RACING CLUB

Section	Overall	1400m	1200m	1000m	800m	600m	400m	200m						
Section Times	1:37.48 [7] (0:15.62)	1:21.86 [11] (0:11.74)	1:10.12 [11] (0:11.59)	0:58.53 [11] (0:11.68)	0:46.85 [11] (0:11.70)	0:35.15 [12] (0:11.85)	0:23.30 [13] (0:11.44)	0:11.86 [13] (0:11.86)						
Average Speed [km/h]	49.5	61.0	62.1	61.5	61.5	60.6	62.7	60.8						
Top Speed [km/h]	59.6	63.2	63.8	62.4	63.6	63.6	64.6	62.9						
Avg. Dist. to Rail [m]	1.6	1.0	0.4	0.6	0.7	0.6	2.7	6.1						
Avg. Stride Freq. [Hz]	2.2	2.3	2.3	2.2	2.3	2.3	2.3	2.3						
Avg. Stride Length [m]	6.1	7.3	7.5	7.6	7.5	7.4	7.4	7.3						



- [] Ranking at each section and finish
- .-.- No data available at this section
- NA No data available



Horse/Jockey Name	Baanone
Final Rank	8
Fastest Section Time (Section)	0:11.41 (400m)
Top Speed [km/h] (Section)	64.6 (400m)
Race State	Finished

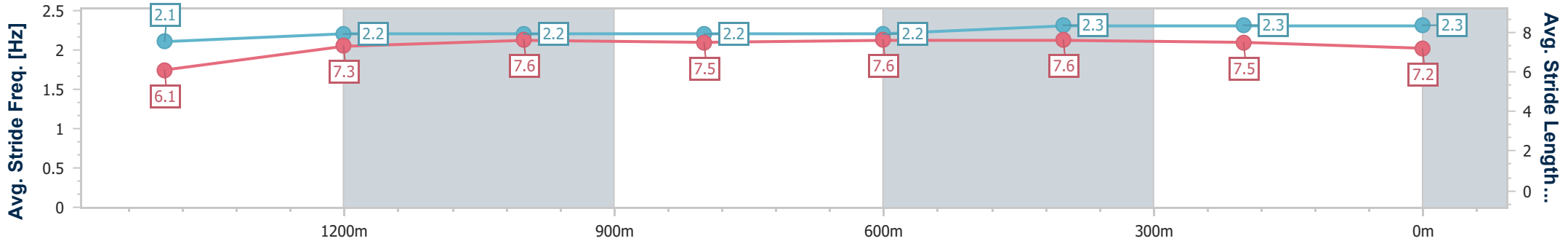
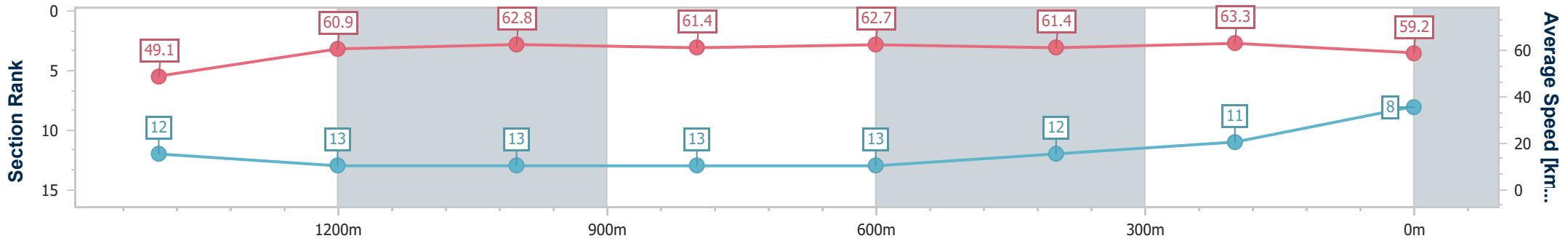


Doomben QLD Professional
Race 9: GALLOPERS SPORTS CLUB BENCHMARK 85
 Handicap - 1615m
 26 August 2023 - 16:44
 Track Rating: Good 4, Weather: Fine, Rail Position: +4m Entire Course



BRISBANE
RACING CLUB

Section	Overall	1400m	1200m	1000m	800m	600m	400m	200m					
Section Times	1:37.67 [8] (0:15.73)	1:21.94 [12] (0:11.85)	1:10.09 [13] (0:11.46)	0:58.63 [13] (0:11.72)	0:46.91 [13] (0:11.57)	0:35.34 [13] (0:11.77)	0:23.57 [12] (0:11.41)	0:12.16 [11] (0:12.16)					
Average Speed [km/h]	49.1	60.9	62.8	61.4	62.7	61.4	63.3	59.2					
Top Speed [km/h]	60.5	61.7	63.8	62.6	63.9	62.7	64.6	62.8					
Avg. Dist. to Rail [m]	2.2	0.4	0.7	0.4	1.2	0.9	2.7	5.5					
Avg. Stride Freq. [Hz]	2.1	2.2	2.2	2.2	2.2	2.3	2.3	2.3					
Avg. Stride Length [m]	6.1	7.3	7.6	7.5	7.6	7.6	7.5	7.2					



- [] Ranking at each section and finish
- .-.- No data available at this section
- NA No data available



Horse/Jockey Name	Canadian Dancer
Final Rank	9
Fastest Section Time (Section)	0:11.32 (1200m)
Top Speed [km/h] (Section)	67.6 (Overall)
Race State	Finished

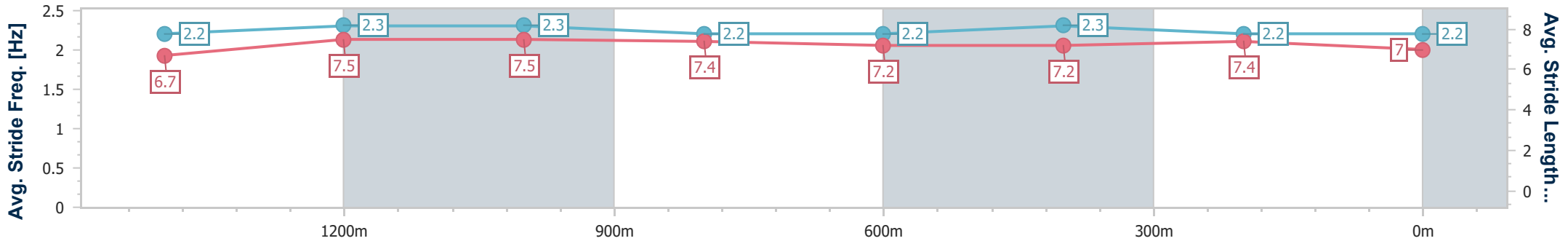
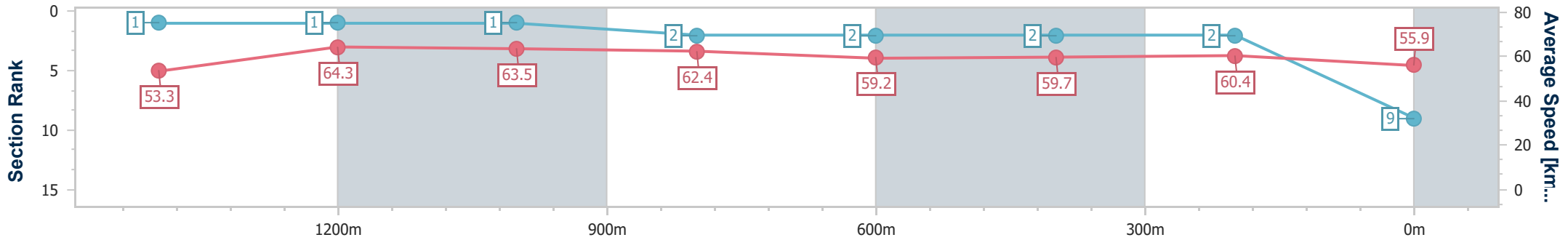


Doomben QLD Professional
Race 9: GALLOPERS SPORTS CLUB BENCHMARK 85
Handicap - 1615m
 26 August 2023 - 16:44
 Track Rating: Good 4, Weather: Fine, Rail Position: +4m Entire Course



BRISBANE RACING CLUB

Section	Overall	1400m	1200m	1000m	800m	600m	400m	200m						
Section Times	1:37.79 [9] (0:14.58)	1:23.21 [1] (0:11.38)	1:11.83 [1] (0:11.32)	1:00.51 [1] (0:11.56)	0:48.95 [2] (0:12.21)	0:36.74 [2] (0:12.00)	0:24.74 [2] (0:11.85)	0:12.89 [2] (0:12.89)						
Average Speed [km/h]	53.3	64.3	63.5	62.4	59.2	59.7	60.4	55.9						
Top Speed [km/h]	67.6	66.0	64.3	64.3	60.3	60.8	61.5	58.9						
Avg. Dist. to Rail [m]	6.6	2.4	1.3	0.4	0.3	0.8	2.3	2.5						
Avg. Stride Freq. [Hz]	2.2	2.3	2.3	2.2	2.2	2.3	2.2	2.2						
Avg. Stride Length [m]	6.7	7.5	7.5	7.4	7.2	7.2	7.4	7.0						



- [] Ranking at each section and finish
- .-.- No data available at this section
- NA No data available



Horse/Jockey Name	Without Revange
Final Rank	10
Fastest Section Time (Section)	0:11.36 (1400m)
Top Speed [km/h] (Section)	66.5 (1400m)
Race State	Finished



Doomben QLD Professional
Race 9: GALLOPERS SPORTS CLUB BENCHMARK 85
Handicap - 1615m

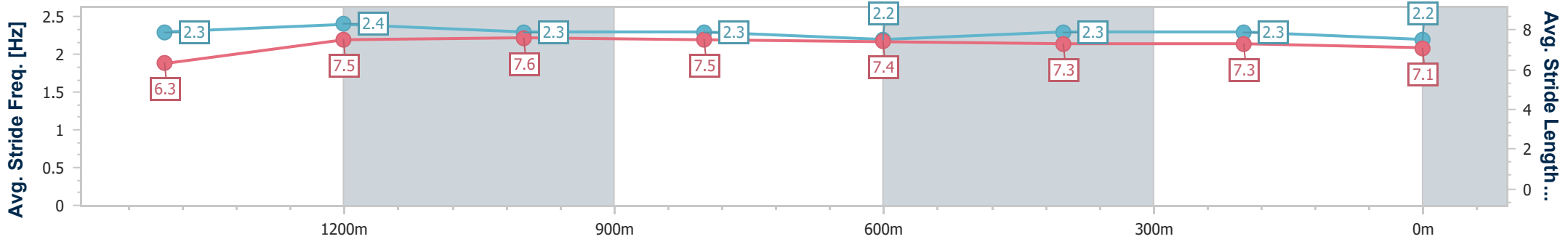
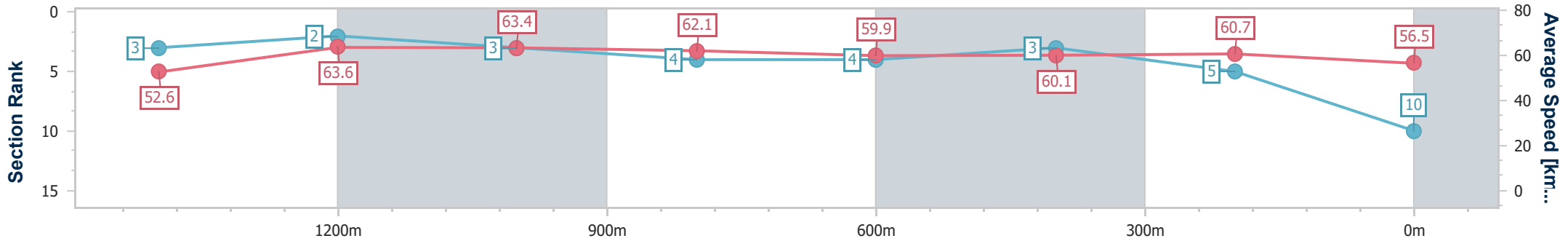
26 August 2023 - 16:44

Track Rating: Good 4, Weather: Fine, Rail Position: +4m Entire Course



BRISBANE
RACING CLUB

Section	Overall	1400m	1200m	1000m	800m	600m	400m	200m						
Section Times	1:37.82 [10] (0:14.72)	1:23.10 [3] (0:11.36)	1:11.74 [2] (0:11.37)	1:00.37 [3] (0:11.64)	0:48.73 [4] (0:12.09)	0:36.64 [4] (0:12.01)	0:24.63 [3] (0:11.89)	0:12.74 [5] (0:12.74)						
Average Speed [km/h]	52.6	63.6	63.4	62.1	59.9	60.1	60.7	56.5						
Top Speed [km/h]	66.4	66.5	64.5	64.1	60.4	61.5	61.8	58.8						
Avg. Dist. to Rail [m]	2.9	0.6	1.1	1.2	1.1	0.8	0.8	2.5						
Avg. Stride Freq. [Hz]	2.3	2.4	2.3	2.3	2.2	2.3	2.3	2.2						
Avg. Stride Length [m]	6.3	7.5	7.6	7.5	7.4	7.3	7.3	7.1						



- [] Ranking at each section and finish
- .-.- No data available at this section
- NA No data available



Horse/Jockey Name	Stampe
Final Rank	11
Fastest Section Time (Section)	0:11.57 (1400m)
Top Speed [km/h] (Section)	64.3 (Overall)
Race State	Finished



Doomben QLD Professional
Race 9: GALLOPERS SPORTS CLUB BENCHMARK 85
Handicap - 1615m

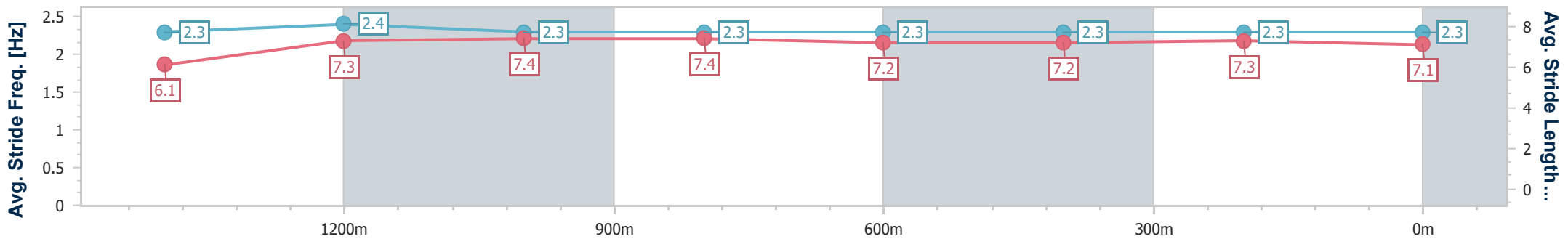
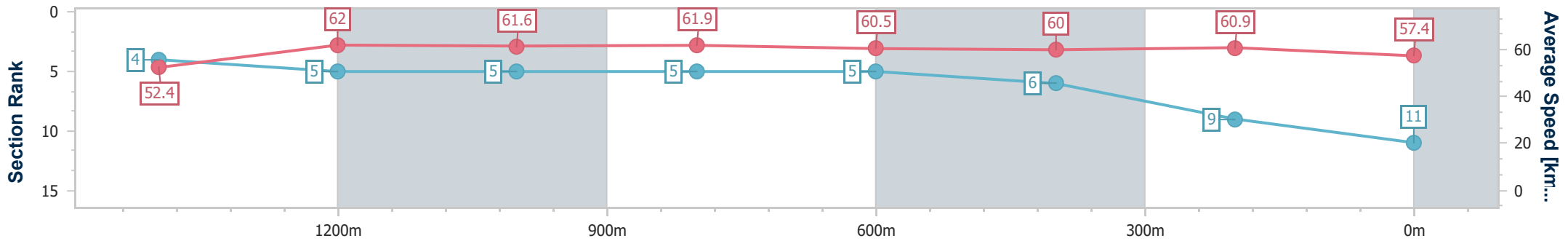
26 August 2023 - 16:44

Track Rating: Good 4, Weather: Fine, Rail Position: +4m Entire Course



BRISBANE
RACING CLUB

Section	Overall	1400m	1200m	1000m	800m	600m	400m	200m						
Section Times	1:37.92 [11] (0:14.77)	1:23.15 [4] (0:11.57)	1:11.58 [5] (0:11.68)	0:59.90 [5] (0:11.62)	0:48.28 [5] (0:11.91)	0:36.37 [5] (0:12.01)	0:24.36 [6] (0:11.81)	0:12.55 [9] (0:12.55)						
Average Speed [km/h]	52.4	62.0	61.6	61.9	60.5	60.0	60.9	57.4						
Top Speed [km/h]	64.3	63.7	63.0	63.6	62.9	61.4	62.1	59.9						
Avg. Dist. to Rail [m]	2.2	0.6	0.2	0.4	0.5	0.6	1.1	3.8						
Avg. Stride Freq. [Hz]	2.3	2.4	2.3	2.3	2.3	2.3	2.3	2.3						
Avg. Stride Length [m]	6.1	7.3	7.4	7.4	7.2	7.2	7.3	7.1						



- [] Ranking at each section and finish
- .-.- No data available at this section
- NA No data available



Horse/Jockey Name	Red Wave
Final Rank	12
Fastest Section Time (Section)	0:11.60 (1200m)
Top Speed [km/h] (Section)	63.6 (400m)
Race State	Finished

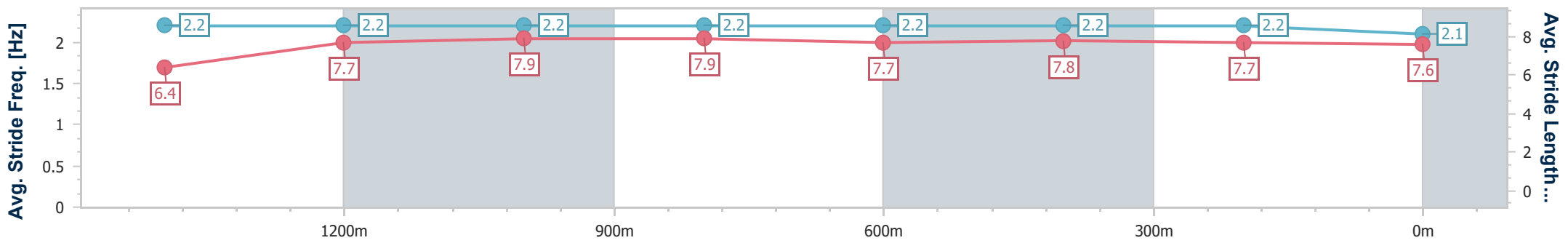
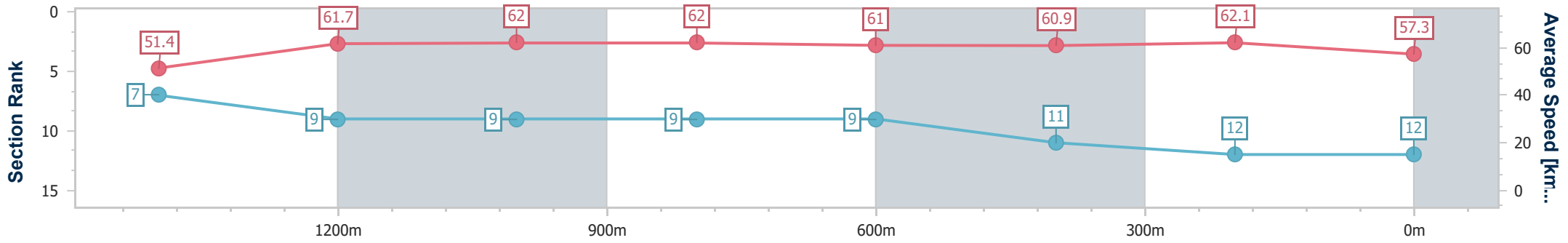


Doomben QLD Professional
Race 9: GALLOPERS SPORTS CLUB BENCHMARK 85
Handicap - 1615m
26 August 2023 - 16:44
Track Rating: Good 4, Weather: Fine, Rail Position: +4m Entire Course



BRISBANE
RACING CLUB

Section	Overall	1400m	1200m	1000m	800m	600m	400m	200m						
Section Times	1:38.16 [12] (0:15.08)	1:23.08 [7] (0:11.81)	1:11.27 [9] (0:11.60)	0:59.67 [9] (0:11.69)	0:47.98 [9] (0:11.91)	0:36.07 [9] (0:11.89)	0:24.18 [11] (0:11.62)	0:12.56 [12] (0:12.56)						
Average Speed [km/h]	51.4	61.7	62.0	62.0	61.0	60.9	62.1	57.3						
Top Speed [km/h]	62.2	62.9	63.5	63.0	62.2	63.1	63.6	62.3						
Avg. Dist. to Rail [m]	1.2	1.7	2.2	2.4	1.9	1.3	2.1	6.3						
Avg. Stride Freq. [Hz]	2.2	2.2	2.2	2.2	2.2	2.2	2.2	2.1						
Avg. Stride Length [m]	6.4	7.7	7.9	7.9	7.7	7.8	7.7	7.6						



- [] Ranking at each section and finish
- .-.- No data available at this section
- NA No data available



Horse/Jockey Name	Honorable Spirit
Final Rank	13
Fastest Section Time (Section)	0:11.56 (1400m)
Top Speed [km/h] (Section)	62.8 (1200m)
Race State	Finished



Doomben QLD Professional
Race 9: GALLOPERS SPORTS CLUB BENCHMARK 85
Handicap - 1615m

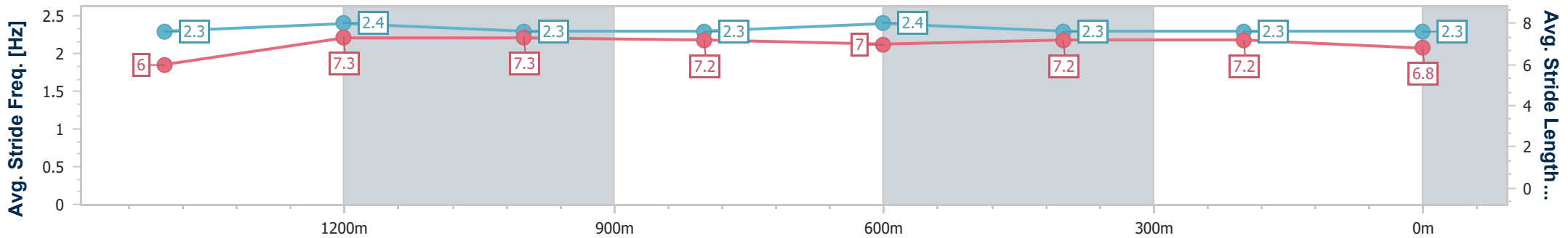
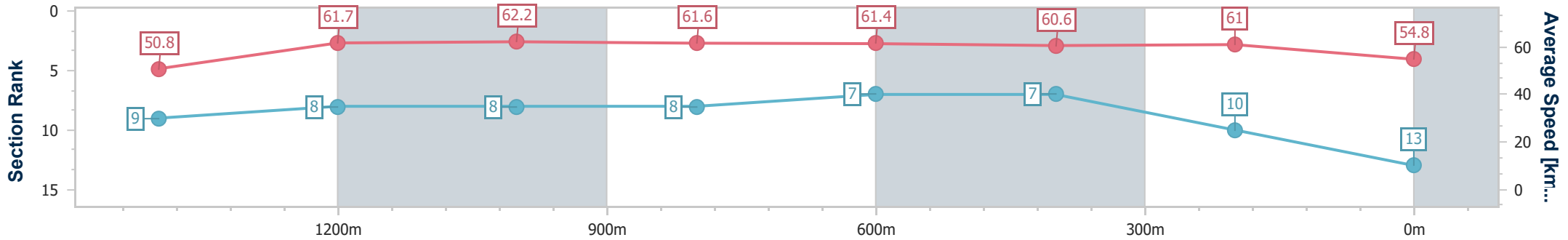
26 August 2023 - 16:44

Track Rating: Good 4, Weather: Fine, Rail Position: +4m Entire Course



BRISBANE
RACING CLUB

Section	Overall	1400m	1200m	1000m	800m	600m	400m	200m						
Section Times	1:38.66 [13] (0:15.26)	1:23.40 [9] (0:11.56)	1:11.84 [8] (0:11.57)	1:00.27 [8] (0:11.70)	0:48.57 [8] (0:11.75)	0:36.82 [7] (0:11.89)	0:24.93 [7] (0:11.78)	0:13.15 [10] (0:13.15)						
Average Speed [km/h]	50.8	61.7	62.2	61.6	61.4	60.6	61.0	54.8						
Top Speed [km/h]	62.3	62.5	62.8	62.5	62.1	62.0	62.2	59.4						
Avg. Dist. to Rail [m]	1.0	1.4	0.1	0.4	0.3	0.6	0.5	0.3						
Avg. Stride Freq. [Hz]	2.3	2.4	2.3	2.3	2.4	2.3	2.3	2.3						
Avg. Stride Length [m]	6.0	7.3	7.3	7.2	7.0	7.2	7.2	6.8						



- [] Ranking at each section and finish
- .-.- No data available at this section
- NA No data available