



## Doomben QLD Professional

### Race 5: XXXX QTIS Class 6 Plate (4YO only QTIS bonuses applicable) - 1350m

26 August 2023 - 14:13



BRISBANE  
RACING CLUB

Track Rating: Good 4, Weather: Fine, Rail Position: +4m Entire Course

Section		Overall	1200m	1000m	800m	600m	400m	Last 600m				
Field Times		1:19.28 (0:11.00)	1:08.28 (0:10.75)	0:57.53 (0:10.99)	0:46.54 (0:11.70)	0:34.84 (0:12.24)	0:22.60 (0:11.10)	0:34.84				
Rank	TAB Horse/Jockey	Barrier	Top Speed [km/h]	Fastest Section					Distance Travelled [m]			
1	12 <b>VIMINELE</b> Bailey Wheeler	5	68.3 400m	0:10.70 400m	1:19.28 [1] (0:11.18)	1:08.10 [4] (0:10.91)	0:57.19 [5] (0:11.34)	0:45.85 [5] (0:11.86)	0:33.99 [6] (0:11.86)	0:22.13 [6] (0:10.70)	0:33.99	
2	5 <b>RELEASE THE BEANS</b> Damien Thornton	7	69.3 400m	0:10.80 400m	1:19.42 [2] (0:11.41)	1:08.01 [6] (0:10.84)	0:57.17 [6] (0:11.38)	0:45.79 [7] (0:11.74)	0:34.05 [7] (0:11.78)	0:22.27 [7] (0:10.80)	0:34.05	+3
3	10 <b>PRIME ASSET</b> Ben Thompson	9	68.4 1200m	0:10.75 1200m	1:19.51 [3] (0:11.00)	1:08.51 [1] (0:10.75)	0:57.76 [1] (0:10.99)	0:46.77 [1] (0:11.70)	0:35.07 [1] (0:12.32)	0:22.75 [2] (0:11.05)	0:35.07	+2
4	6 <b>SHIBLI</b> Mark Du Plessis	3	68.1 400m	0:10.77 400m	1:19.64 [4] (0:11.43)	1:08.21 [7] (0:11.04)	0:57.17 [8] (0:11.34)	0:45.83 [8] (0:11.67)	0:34.16 [8] (0:11.81)	0:22.35 [8] (0:10.77)	0:34.16	+0
5	1 <b>BRIARS KINGDOM</b> Angela Jones	6	68.7 1200m	0:10.76 1200m	1:19.86 [5] (0:11.03)	1:08.83 [2] (0:10.76)	0:58.07 [2] (0:11.35)	0:46.72 [3] (0:11.88)	0:34.84 [4] (0:11.85)	0:22.99 [3] (0:11.00)	0:34.84	+5
6	13 <b>NOTED</b> Cejay Graham	2	68.1 1200m	0:10.79 1200m	1:19.86 [6] (0:11.24)	1:08.62 [5] (0:10.79)	0:57.83 [4] (0:11.16)	0:46.67 [4] (0:11.75)	0:34.92 [3] (0:11.95)	0:22.97 [4] (0:11.00)	0:34.92	-1
7	2 <b>ROCK AMORE</b> James Orman	1	67.7 1200m	0:10.77 1200m	1:19.88 [7] (0:11.05)	1:08.83 [3] (0:10.77)	0:58.06 [3] (0:11.14)	0:46.92 [2] (0:11.77)	0:35.15 [2] (0:11.95)	0:23.20 [1] (0:11.10)	0:35.15	+3
8	4 <b>NORTHERN EXPRESS</b> Kyle Wilson-Taylor	4	68.2 400m	0:10.85 1200m	1:19.99 [8] (0:11.47)	1:08.52 [8] (0:10.85)	0:57.67 [7] (0:11.25)	0:46.42 [6] (0:11.64)	0:34.78 [5] (0:11.84)	0:22.94 [5] (0:11.02)	0:34.78	+1

Scratched: Gaius (#9), Kinloch (#3), Hokahey (#7), Telephone Booth (#11), Cool Encounter (#8)

[ ] Ranking at each section and finish  
 -:-:- No data available at this section  
 NA No data available

SCN Saddle cloth number  
 DNF Did not finish  
 DNT Did not track



**Doomben QLD Professional**  
**Race 5: XXXX QTIS Class 6 Plate (4YO only QTIS bonuses applicable) - 1350m**  
**26 August 2023 - 14:13**



Track Rating: Good 4, Weather: Fine, Rail Position: +4m Entire Course

Section				200m				Last 600m	
Field Times				0:11.50 (0:11.50)				0:34.84	
Rank	TAB Horse/Jockey	Barrier	Top Speed [km/h]	Fastest Section	Margin				Distance Travelled [m]
1	12 <b>VIMINELE</b> Bailey Wheeler	5	68.3 400m	0:10.70 400m	0:11.43 [3] (0:11.43)	1:19.28		0:33.99	
2	5 <b>RELEASE THE BEANS</b> Damien Thornton	7	69.3 400m	0:10.80 400m	0:11.47 [6] (0:11.47)	0.83L		0:34.05	+3
3	10 <b>PRIME ASSET</b> Ben Thompson	9	68.4 1200m	0:10.75 1200m	0:11.70 [2] (0:11.70)	1.38L		0:35.07	+2
4	6 <b>SHIBLI</b> Mark Du Plessis	3	68.1 400m	0:10.77 400m	0:11.58 [7] (0:11.58)	2.17L		0:34.16	+0
5	1 <b>BRIARS KINGDOM</b> Angela Jones	6	68.7 1200m	0:10.76 1200m	0:11.99 [4] (0:11.99)	3.43L		0:34.84	+5
6	13 <b>NOTED</b> Cejay Graham	2	68.1 1200m	0:10.79 1200m	0:11.97 [5] (0:11.97)	3.45L		0:34.92	-1
7	2 <b>ROCK AMORE</b> James Orman	1	67.7 1200m	0:10.77 1200m	0:12.10 [1] (0:12.10)	3.55L		0:35.15	+3
8	4 <b>NORTHERN EXPRESS</b> Kyle Wilson-Taylor	4	68.2 400m	0:10.85 1200m	0:11.92 [8] (0:11.92)	4.21L		0:34.78	+1

Scratched: Gaius (#9), Kinloch (#3), Hokahey (#7), Telephone Booth (#11), Cool Encounter (#8)

[ ] Ranking at each section and finish  
 -:-:- No data available at this section  
 NA No data available

SCN Saddle cloth number  
 DNF Did not finish  
 DNT Did not track



Horse/Jockey Name	Viminele
Final Rank	1
Fastest Section Time (Section)	0:10.70 (400m)
Top Speed [km/h] (Section)	68.3 (400m)
Race State	Finished

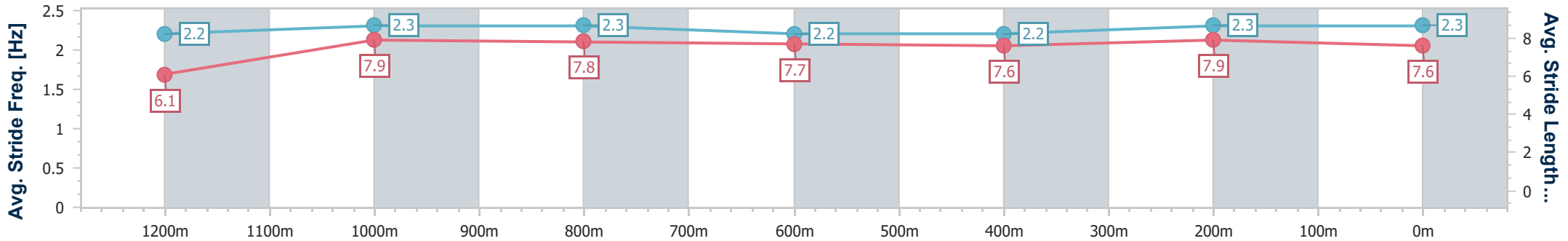
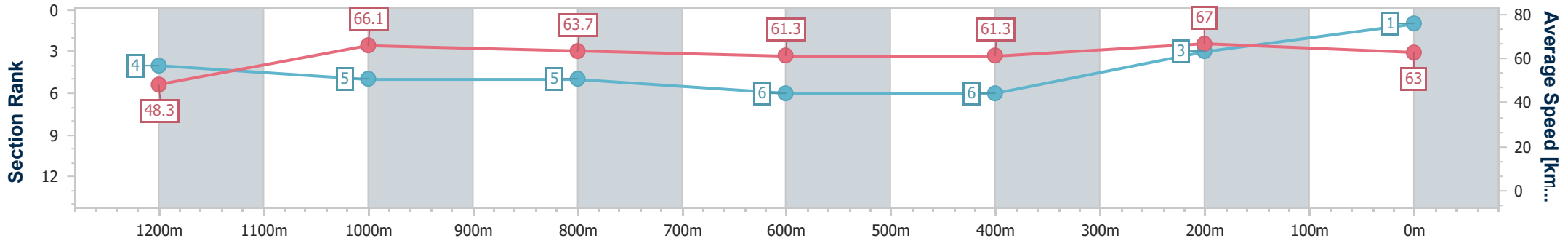


**Doomben QLD Professional**  
**Race 5: XXXX QTIS Class 6 Plate (4YO only QTIS bonuses applicable) - 1350m**  
 26 August 2023 - 14:13  
 Track Rating: Good 4, Weather: Fine, Rail Position: +4m Entire Course



BRISBANE  
RACING CLUB

Section	Overall	1200m	1000m	800m	600m	400m	200m
Section Times	1:19.28 [1] (0:11.18)	1:08.10 [4] (0:10.91)	0:57.19 [5] (0:11.34)	0:45.85 [5] (0:11.86)	0:33.99 [6] (0:11.86)	0:22.13 [6] (0:10.70)	0:11.43 [3] (0:11.43)
Average Speed [km/h]	48.3	66.1	63.7	61.3	61.3	67.0	63.0
Top Speed [km/h]	66.0	66.9	65.7	62.4	65.1	68.3	66.7
Avg. Dist. to Rail [m]	4.3	1.6	1.0	2.2	1.9	1.0	0.8
Avg. Stride Freq. [Hz]	2.2	2.3	2.3	2.2	2.2	2.3	2.3
Avg. Stride Length [m]	6.1	7.9	7.8	7.7	7.6	7.9	7.6



- [ ] Ranking at each section and finish
- .-.- No data available at this section
- NA No data available



Horse/Jockey Name	Release The Beans
Final Rank	2
Fastest Section Time (Section)	0:10.80 (400m)
Top Speed [km/h] (Section)	69.3 (400m)
Race State	Finished

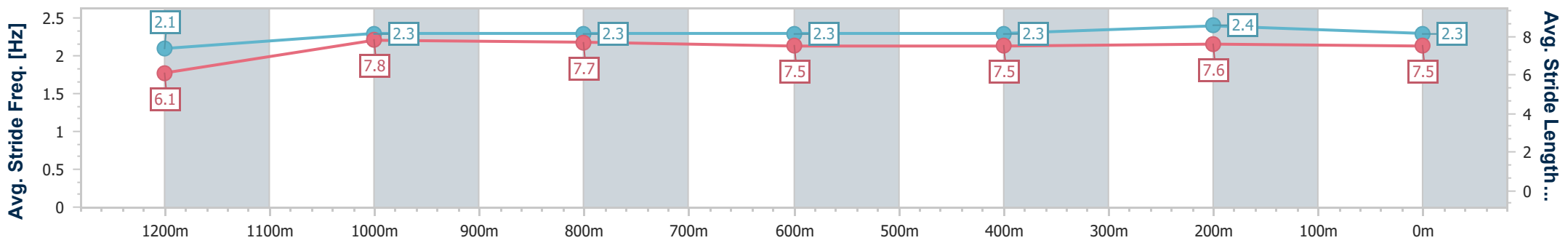
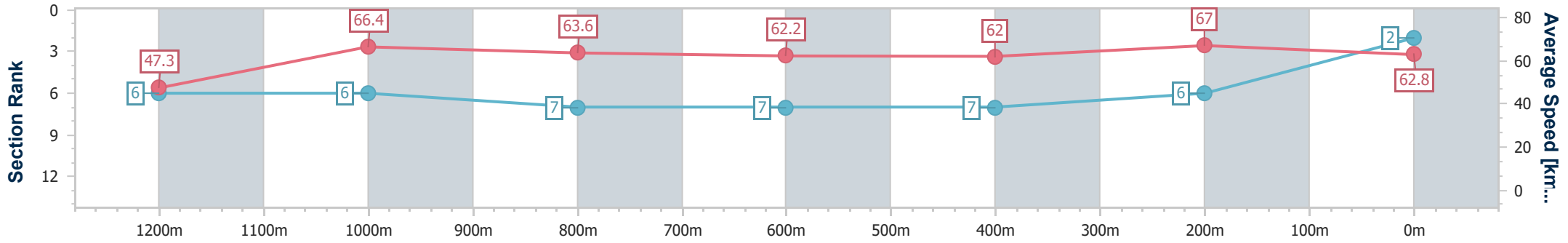


**Doomben QLD Professional**  
**Race 5: XXXX QTIS Class 6 Plate (4YO only QTIS bonuses applicable) - 1350m**  
 26 August 2023 - 14:13  
 Track Rating: Good 4, Weather: Fine, Rail Position: +4m Entire Course



BRISBANE  
RACING CLUB

Section	Overall	1200m	1000m	800m	600m	400m	200m						
Section Times	1:19.42 [2] (0:11.41)	1:08.01 [6] (0:10.84)	0:57.17 [6] (0:11.38)	0:45.79 [7] (0:11.74)	0:34.05 [7] (0:11.78)	0:22.27 [7] (0:10.80)	0:11.47 [6] (0:11.47)						
Average Speed [km/h]	47.3	66.4	63.6	62.2	62.0	67.0	62.8						
Top Speed [km/h]	65.1	66.7	65.2	63.1	65.1	69.3	65.9						
Avg. Dist. to Rail [m]	6.7	1.2	0.6	3.1	2.5	2.5	2.5						
Avg. Stride Freq. [Hz]	2.1	2.3	2.3	2.3	2.3	2.4	2.3						
Avg. Stride Length [m]	6.1	7.8	7.7	7.5	7.5	7.6	7.5						



- [ ] Ranking at each section and finish
- .-.- No data available at this section
- NA No data available



Horse/Jockey Name	Prime Asset
Final Rank	3
Fastest Section Time (Section)	0:10.75 (1200m)
Top Speed [km/h] (Section)	68.4 (1200m)
Race State	Finished

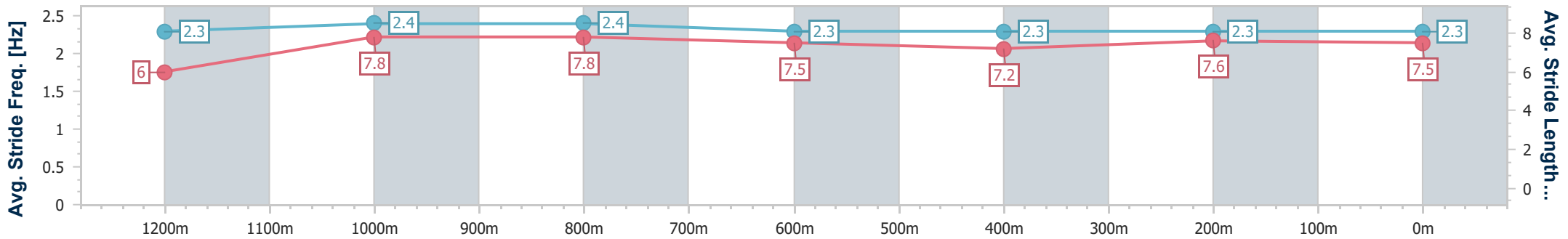
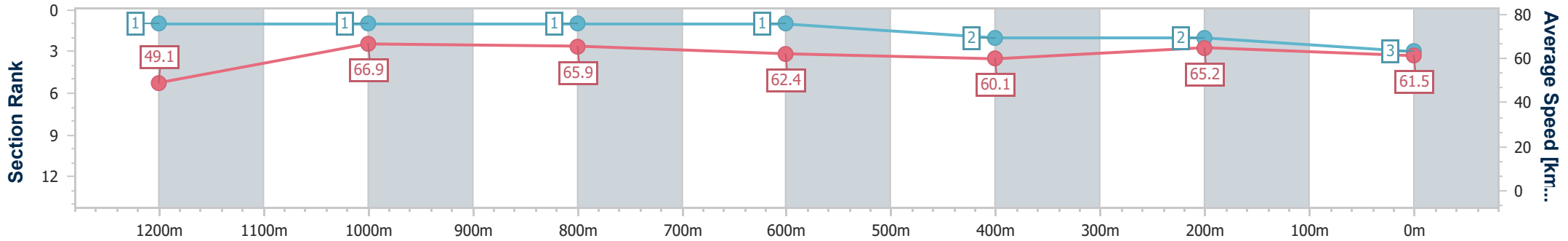


**Doomben QLD Professional**  
**Race 5: XXXX QTIS Class 6 Plate (4YO only QTIS bonuses applicable) - 1350m**  
**26 August 2023 - 14:13**  
**Track Rating: Good 4, Weather: Fine, Rail Position: +4m Entire Course**



**BRISBANE RACING CLUB**

Section	Overall	1200m	1000m	800m	600m	400m	200m
Section Times	1:19.51 [3] (0:11.00)	1:08.51 [1] (0:10.75)	0:57.76 [1] (0:10.99)	0:46.77 [1] (0:11.70)	0:35.07 [1] (0:12.32)	0:22.75 [2] (0:11.05)	0:11.70 [2] (0:11.70)
Average Speed [km/h]	49.1	66.9	65.9	62.4	60.1	65.2	61.5
Top Speed [km/h]	65.6	68.4	66.9	64.3	61.6	66.9	64.2
Avg. Dist. to Rail [m]	8.6	6.2	2.8	3.4	4.8	1.6	1.3
Avg. Stride Freq. [Hz]	2.3	2.4	2.4	2.3	2.3	2.3	2.3
Avg. Stride Length [m]	6.0	7.8	7.8	7.5	7.2	7.6	7.5



- [ ] Ranking at each section and finish
- .-.- No data available at this section
- NA No data available



Horse/Jockey Name	Shibli
Final Rank	4
Fastest Section Time (Section)	0:10.77 (400m)
Top Speed [km/h] (Section)	68.1 (400m)
Race State	Finished

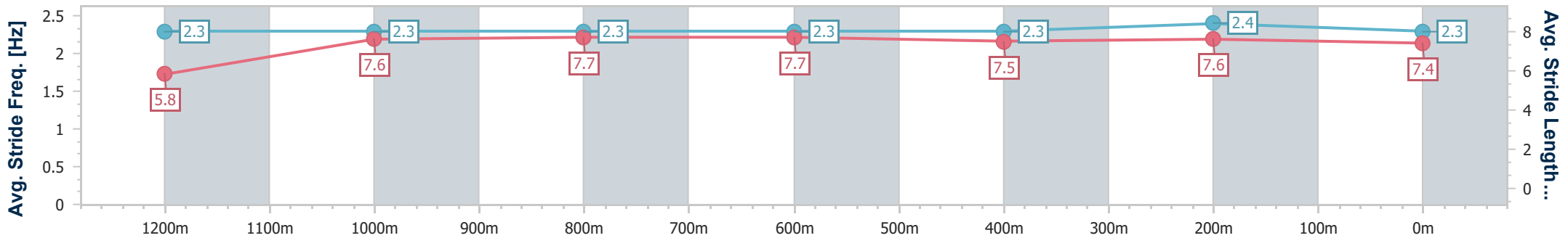
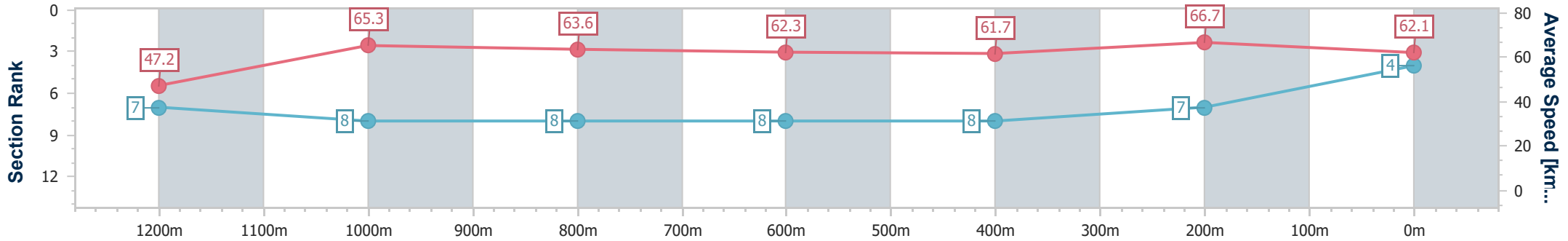


**Doomben QLD Professional**  
**Race 5: XXXX QTIS Class 6 Plate (4YO only QTIS bonuses applicable) - 1350m**  
**26 August 2023 - 14:13**  
**Track Rating: Good 4, Weather: Fine, Rail Position: +4m Entire Course**



**BRISBANE**  
**RACING CLUB**

Section	Overall	1200m	1000m	800m	600m	400m	200m
Section Times	1:19.64 [4] (0:11.43)	1:08.21 [7] (0:11.04)	0:57.17 [8] (0:11.34)	0:45.83 [8] (0:11.67)	0:34.16 [8] (0:11.81)	0:22.35 [8] (0:10.77)	0:11.58 [7] (0:11.58)
Average Speed [km/h]	47.2	65.3	63.6	62.3	61.7	66.7	62.1
Top Speed [km/h]	63.9	67.0	65.5	63.5	63.3	68.1	64.1
Avg. Dist. to Rail [m]	2.7	1.4	0.5	2.2	2.1	1.4	1.7
Avg. Stride Freq. [Hz]	2.3	2.3	2.3	2.3	2.3	2.4	2.3
Avg. Stride Length [m]	5.8	7.6	7.7	7.7	7.5	7.6	7.4



- [ ] Ranking at each section and finish
- .-.- No data available at this section
- NA No data available



Horse/Jockey Name	Briars Kingdom
Final Rank	5
Fastest Section Time (Section)	0:10.76 (1200m)
Top Speed [km/h] (Section)	68.7 (1200m)
Race State	Finished

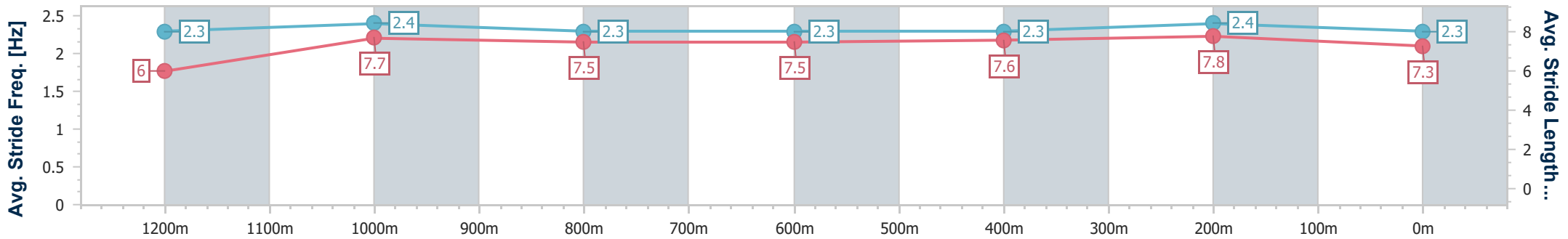
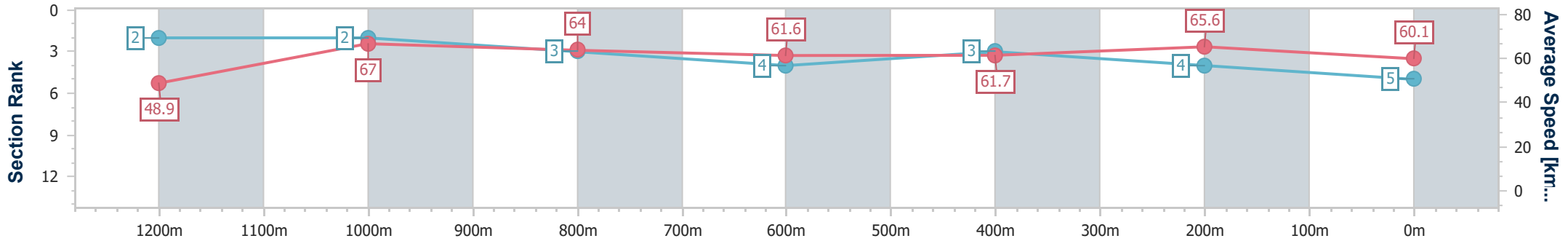


**Doomben QLD Professional**  
**Race 5: XXXX QTIS Class 6 Plate (4YO only QTIS bonuses applicable) - 1350m**  
 26 August 2023 - 14:13  
 Track Rating: Good 4, Weather: Fine, Rail Position: +4m Entire Course



BRISBANE  
RACING CLUB

Section	Overall	1200m	1000m	800m	600m	400m	200m
Section Times	1:19.86 [5] (0:11.03)	1:08.83 [2] (0:10.76)	0:58.07 [2] (0:11.35)	0:46.72 [3] (0:11.88)	0:34.84 [4] (0:11.85)	0:22.99 [3] (0:11.00)	0:11.99 [4] (0:11.99)
Average Speed [km/h]	48.9	67.0	64.0	61.6	61.7	65.6	60.1
Top Speed [km/h]	66.5	68.7	66.2	63.0	64.3	67.0	63.9
Avg. Dist. to Rail [m]	5.7	2.5	2.8	3.5	2.9	1.2	0.6
Avg. Stride Freq. [Hz]	2.3	2.4	2.3	2.3	2.3	2.4	2.3
Avg. Stride Length [m]	6.0	7.7	7.5	7.5	7.6	7.8	7.3



- [ ] Ranking at each section and finish
- .-.- No data available at this section
- NA No data available



Horse/Jockey Name	Noted
Final Rank	6
Fastest Section Time (Section)	0:10.79 (1200m)
Top Speed [km/h] (Section)	68.1 (1200m)
Race State	Finished

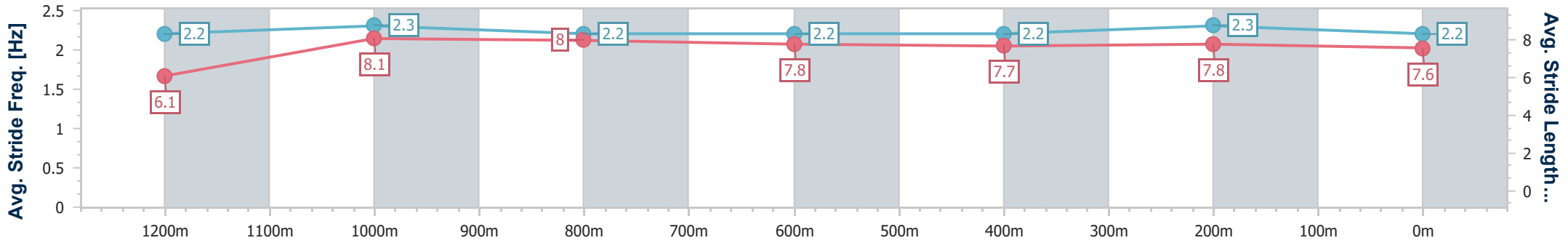
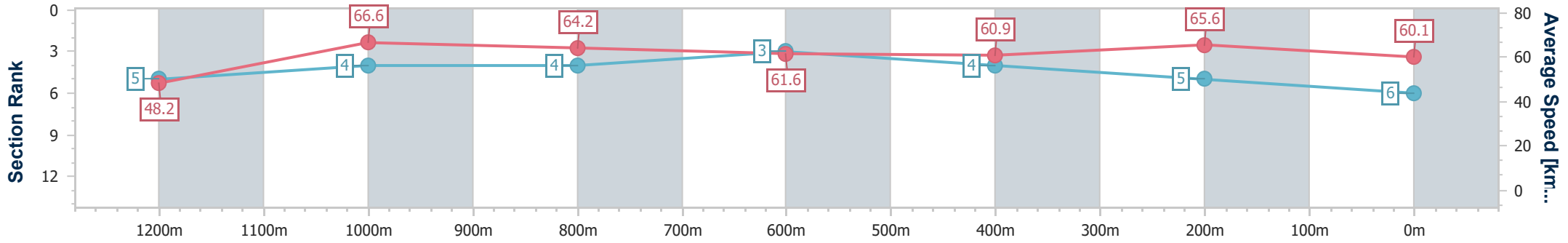


**Doomben QLD Professional**  
**Race 5: XXXX QTIS Class 6 Plate (4YO only QTIS bonuses applicable) - 1350m**  
 26 August 2023 - 14:13  
 Track Rating: Good 4, Weather: Fine, Rail Position: +4m Entire Course



BRISBANE  
RACING CLUB

Section	Overall	1200m	1000m	800m	600m	400m	200m
Section Times	1:19.86 [6] (0:11.24)	1:08.62 [5] (0:10.79)	0:57.83 [4] (0:11.16)	0:46.67 [4] (0:11.75)	0:34.92 [3] (0:11.95)	0:22.97 [4] (0:11.00)	0:11.97 [5] (0:11.97)
Average Speed [km/h]	48.2	66.6	64.2	61.6	60.9	65.6	60.1
Top Speed [km/h]	63.6	68.1	65.6	62.3	62.1	67.7	63.0
Avg. Dist. to Rail [m]	1.7	1.4	1.7	1.6	2.1	0.4	1.0
Avg. Stride Freq. [Hz]	2.2	2.3	2.2	2.2	2.2	2.3	2.2
Avg. Stride Length [m]	6.1	8.1	8.0	7.8	7.7	7.8	7.6



- [ ] Ranking at each section and finish
- .-.- No data available at this section
- NA No data available





Horse/Jockey Name	Rock Amore
Final Rank	7
Fastest Section Time (Section)	0:10.77 (1200m)
Top Speed [km/h] (Section)	67.7 (1200m)
Race State	Finished

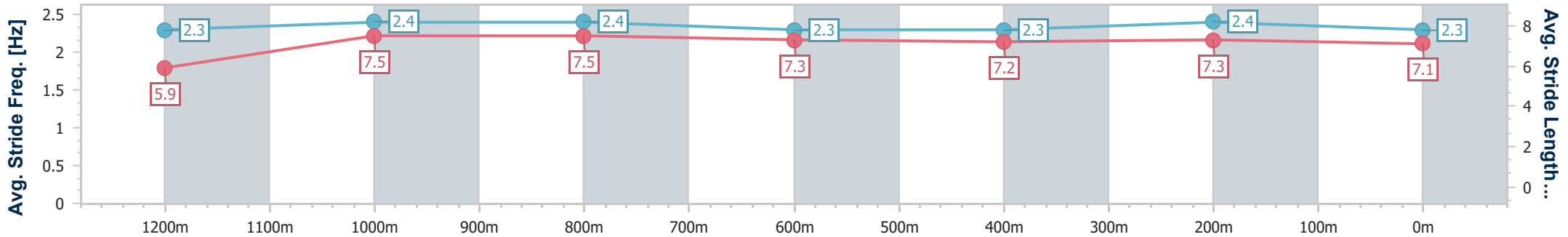
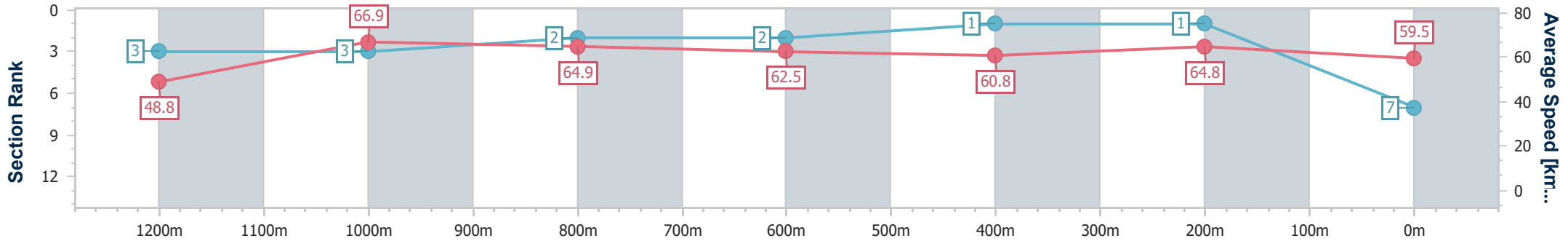


**Doomben QLD Professional**  
**Race 5: XXXX QTIS Class 6 Plate (4YO only QTIS bonuses applicable) - 1350m**  
 26 August 2023 - 14:13  
 Track Rating: Good 4, Weather: Fine, Rail Position: +4m Entire Course



BRISBANE  
RACING CLUB

Section	Overall	1200m	1000m	800m	600m	400m	200m
Section Times	1:19.88 [7] (0:11.05)	1:08.83 [3] (0:10.77)	0:58.06 [3] (0:11.14)	0:46.92 [2] (0:11.77)	0:35.15 [2] (0:11.95)	0:23.20 [1] (0:11.10)	0:12.10 [1] (0:12.10)
Average Speed [km/h]	48.8	66.9	64.9	62.5	60.8	64.8	59.5
Top Speed [km/h]	65.1	67.7	67.0	63.7	62.2	67.2	63.3
Avg. Dist. to Rail [m]	0.6	0.4	1.1	4.4	1.5	1.2	0.9
Avg. Stride Freq. [Hz]	2.3	2.4	2.4	2.3	2.3	2.4	2.3
Avg. Stride Length [m]	5.9	7.5	7.5	7.3	7.2	7.3	7.1



- [ ] Ranking at each section and finish
- .-.- No data available at this section
- NA No data available



Horse/Jockey Name	Northern Express
Final Rank	8
Fastest Section Time (Section)	0:10.85 (1200m)
Top Speed [km/h] (Section)	68.2 (400m)
Race State	Finished

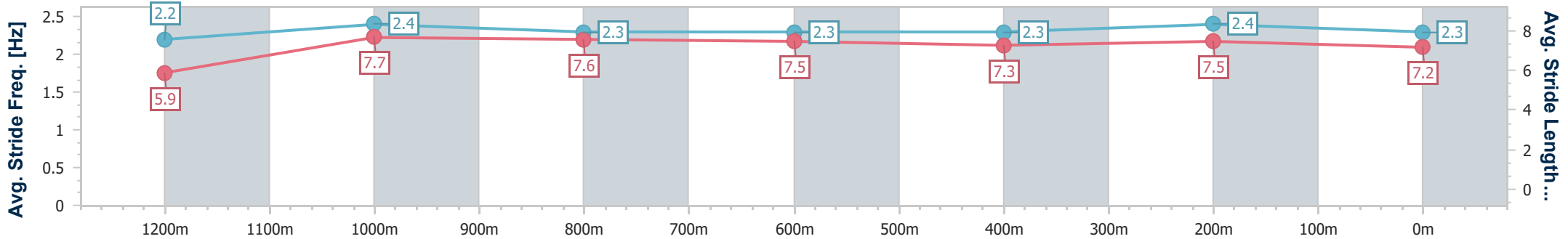
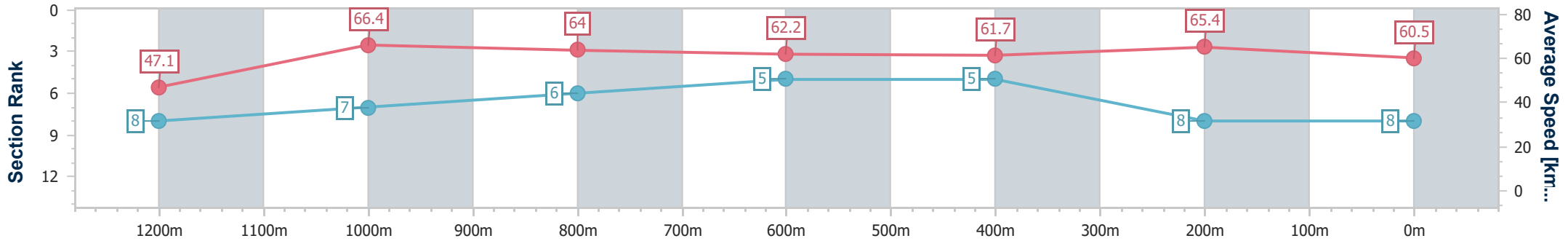


**Doomben QLD Professional**  
**Race 5: XXXX QTIS Class 6 Plate (4YO only QTIS bonuses applicable) - 1350m**  
 26 August 2023 - 14:13  
 Track Rating: Good 4, Weather: Fine, Rail Position: +4m Entire Course



BRISBANE  
RACING CLUB

Section	Overall	1200m	1000m	800m	600m	400m	200m
Section Times	1:19.99 [8] (0:11.47)	1:08.52 [8] (0:10.85)	0:57.67 [7] (0:11.25)	0:46.42 [6] (0:11.64)	0:34.78 [5] (0:11.84)	0:22.94 [5] (0:11.02)	0:11.92 [8] (0:11.92)
Average Speed [km/h]	47.1	66.4	64.0	62.2	61.7	65.4	60.5
Top Speed [km/h]	67.3	67.4	65.3	63.2	63.4	68.2	64.1
Avg. Dist. to Rail [m]	2.7	0.3	0.6	1.6	2.4	1.1	2.7
Avg. Stride Freq. [Hz]	2.2	2.4	2.3	2.3	2.3	2.4	2.3
Avg. Stride Length [m]	5.9	7.7	7.6	7.5	7.3	7.5	7.2



- [ ] Ranking at each section and finish
- .-.- No data available at this section
- NA No data available