



Doomben QLD Professional

Race 3: SKY RACING BENCHMARK 70 Handicap - 1350m

26 August 2023 - 13:03



BRISBANE
RACING CLUB

Track Rating: Good 4, Weather: Fine, Rail Position: +4m Entire Course

Section													
Field Times	Overall	1200m	1000m	800m	600m	400m	Last 600m						
	1:20.26 (0:11.08)	1:09.18 (0:11.28)	0:57.90 (0:11.30)	0:46.60 (0:11.94)	0:34.66 (0:12.20)	0:22.46 (0:11.13)	0:34.66						
Rank	TAB	Horse/Jockey	Barrier	Top Speed [km/h]	Fastest Section	Overall	1200m	1000m	800m	600m	400m	Last 600m	Distance Travelled [m]
1	16	SMOKIN' TOFF Jaden Lloyd	11	67.8 400m	0:10.85 400m	1:20.26 [1] (0:11.56)	1:08.70 [7] (0:11.49)	0:57.21 [7] (0:11.49)	0:45.72 [7] (0:11.97)	0:33.75 [8] (0:11.67)	0:22.08 [7] (0:10.85)	0:33.75	
2	8	ARGYLE PINK Cejay Graham	3	68.5 400m	0:11.08 Overall	1:20.40 [2] (0:11.08)	1:09.32 [1] (0:11.30)	0:58.02 [2] (0:11.28)	0:46.74 [1] (0:11.94)	0:34.80 [1] (0:12.20)	0:22.60 [1] (0:11.13)	0:34.80	+5
3	15	AIRSTRIKE Madeleine Wishart	1	66.6 200m	0:11.24 400m	1:20.43 [3] (0:11.33)	1:09.10 [4] (0:11.27)	0:57.83 [4] (0:11.37)	0:46.46 [3] (0:11.91)	0:34.55 [3] (0:11.95)	0:22.60 [2] (0:11.24)	0:34.55	-2
4	6	TELEPHONE BOOTH James Orman	9	67.3 400m	0:11.09 1200m	1:20.49 [4] (0:11.27)	1:09.22 [2] (0:11.09)	0:58.13 [1] (0:11.35)	0:46.78 [2] (0:12.06)	0:34.72 [2] (0:12.09)	0:22.63 [3] (0:11.10)	0:34.72	+3
5	13	INVINSIBLE TEARS Justin Huxtable	2	66.6 400m	0:11.05 400m	1:20.62 [5] (0:11.51)	1:09.11 [6] (0:11.34)	0:57.77 [6] (0:11.41)	0:46.36 [6] (0:11.87)	0:34.49 [5] (0:11.90)	0:22.59 [6] (0:11.05)	0:34.49	-1
6	7	COOL ENCOUNTER Kyle Wilson-Taylor	4	67.9 400m	0:11.00 400m	1:20.65 [6] (0:11.41)	1:09.24 [5] (0:11.27)	0:57.97 [5] (0:11.43)	0:46.54 [5] (0:12.02)	0:34.52 [6] (0:11.84)	0:22.68 [5] (0:11.00)	0:34.52	+14
7	4	GAIUS Jake Molloy	8	66.6 400m	0:11.12 400m	1:20.80 [7] (0:11.62)	1:09.18 [8] (0:11.58)	0:57.60 [8] (0:11.54)	0:46.06 [9] (0:11.90)	0:34.16 [9] (0:11.75)	0:22.41 [9] (0:11.12)	0:34.16	+0
8	3	CORONA LAD Bailey Wheeler	7	65.9 400m	0:11.17 400m	1:20.88 [8] (0:11.67)	1:09.21 [9] (0:11.55)	0:57.66 [9] (0:11.45)	0:46.21 [8] (0:11.74)	0:34.47 [7] (0:11.82)	0:22.65 [8] (0:11.17)	0:34.47	-3
9	14	SUTTO'S GAL Melea Castle	5	65.3 400m	0:11.24 1200m	1:21.10 [9] (0:11.29)	1:09.81 [3] (0:11.24)	0:58.57 [3] (0:11.48)	0:47.09 [4] (0:11.96)	0:35.13 [4] (0:11.95)	0:23.18 [4] (0:11.36)	0:35.13	+5

Scratched: Svindal (#5), Ventura Ocean (#1), Jubai Pride (#12), Bowrider (#10), Viminele (#9), Northern Decree (#11), Aton Of Delight (#2)



Doomben QLD Professional

Race 3: SKY RACING BENCHMARK 70 Handicap - 1350m

26 August 2023 - 13:03



BRISBANE
RACING CLUB

Track Rating: Good 4, Weather: Fine, Rail Position: +4m Entire Course

Section							200m			Last 600m
Field Times							0:11.33			0:34.66
							(0:11.33)			
Rank	TAB	Horse/Jockey	Barrier	Top Speed [km/h]	Fastest Section	Margin			Distance Travelled [m]	
1	16	SMOKIN' TOFF Jaden Lloyd	11	67.8 400m	0:10.85 400m	0:11.23 [4] (0:11.23)	1:20.26		0:33.75	
2	8	ARGYLE PINK Cejay Graham	3	68.5 400m	0:11.08 Overall	0:11.47 [1] (0:11.47)	0.86L		0:34.80 +5	
3	15	AIRSTRIKE Madeleine Wishart	1	66.6 200m	0:11.24 400m	0:11.36 [5] (0:11.36)	1.03L		0:34.55 -2	
4	6	TELEPHONE BOOTH James Orman	9	67.3 400m	0:11.09 1200m	0:11.53 [2] (0:11.53)	1.4L		0:34.72 +3	
5	13	INVINSIBLE TEARS Justin Huxtable	2	66.6 400m	0:11.05 400m	0:11.54 [6] (0:11.54)	2.16L		0:34.49 -1	
6	7	COOL ENCOUNTER Kyle Wilson-Taylor	4	67.9 400m	0:11.00 400m	0:11.68 [3] (0:11.68)	2.3L		0:34.52 +14	
7	4	GAIUS Jake Molloy	8	66.6 400m	0:11.12 400m	0:11.29 [9] (0:11.29)	3.22L		0:34.16 +0	
8	3	CORONA LAD Bailey Wheeler	7	65.9 400m	0:11.17 400m	0:11.48 [8] (0:11.48)	3.65L		0:34.47 -3	
9	14	SUTTO'S GAL Melea Castle	5	65.3 400m	0:11.24 1200m	0:11.82 [7] (0:11.82)	4.95L		0:35.13 +5	

Scratched: Svindal (#5), Ventura Ocean (#1), Jubai Pride (#12), Bowrider (#10), Viminele (#9), Northern Decree (#11), Aton Of Delight (#2)



Horse/Jockey Name	Smokin' Toff
Final Rank	1
Fastest Section Time (Section)	0:10.85 (400m)
Top Speed [km/h] (Section)	67.8 (400m)
Race State	Finished



Doomben QLD Professional

Race 3: SKY RACING BENCHMARK 70 Handicap - 1350m

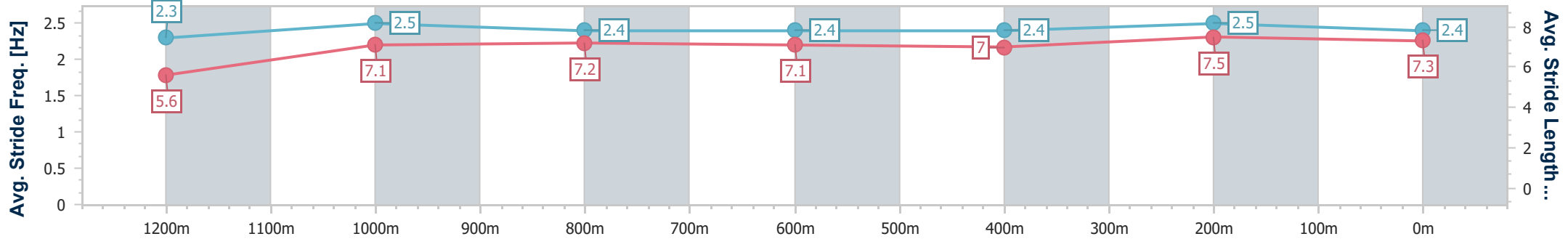
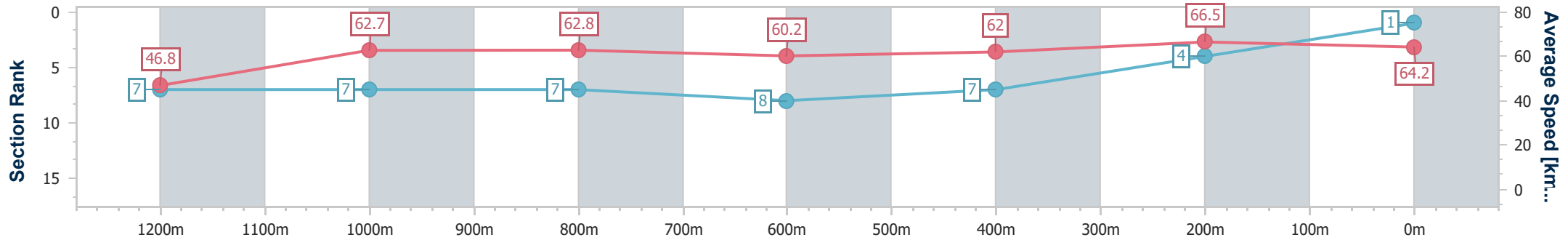
26 August 2023 - 13:03

Track Rating: Good 4, Weather: Fine, Rail Position: +4m Entire Course



BRISBANE RACING CLUB

Section	Overall	1200m	1000m	800m	600m	400m	200m
Section Times	1:20.26 [1] (0:11.56)	1:08.70 [7] (0:11.49)	0:57.21 [7] (0:11.49)	0:45.72 [7] (0:11.97)	0:33.75 [8] (0:11.67)	0:22.08 [7] (0:10.85)	0:11.23 [4] (0:11.23)
Average Speed [km/h]	46.8	62.7	62.8	60.2	62.0	66.5	64.2
Top Speed [km/h]	62.2	64.5	64.0	63.7	64.4	67.8	66.8
Avg. Dist. to Rail [m]	8.7	1.6	0.7	0.2	0.6	2.3	4.4
Avg. Stride Freq. [Hz]	2.3	2.5	2.4	2.4	2.4	2.5	2.4
Avg. Stride Length [m]	5.6	7.1	7.2	7.1	7.0	7.5	7.3



- [] Ranking at each section and finish
- .-.- No data available at this section
- NA No data available



Horse/Jockey Name	Argyle Pink
Final Rank	2
Fastest Section Time (Section)	0:11.08 (Overall)
Top Speed [km/h] (Section)	68.5 (400m)
Race State	Finished

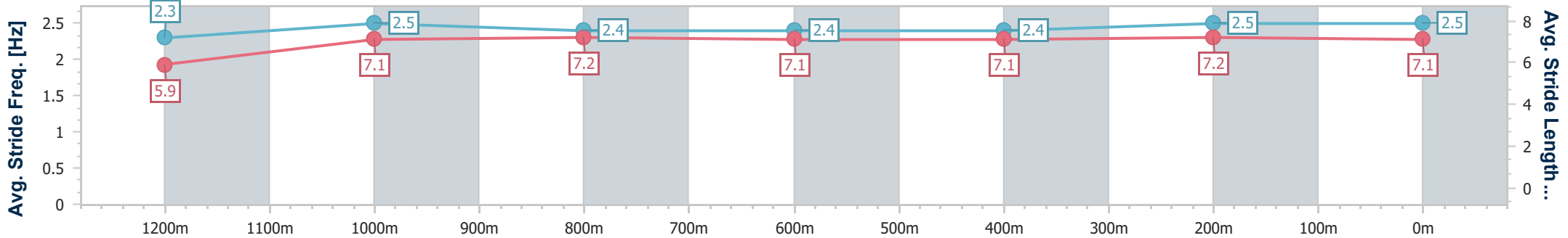
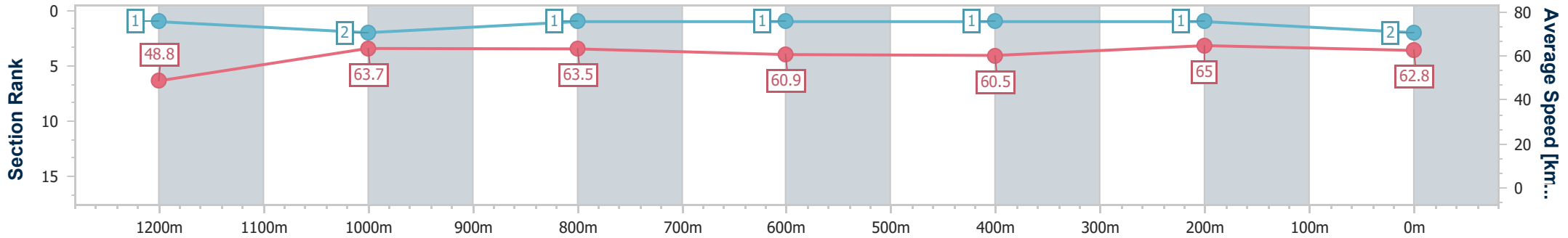


Doomben QLD Professional
Race 3: SKY RACING BENCHMARK 70 Handicap - 1350m
 26 August 2023 - 13:03
 Track Rating: Good 4, Weather: Fine, Rail Position: +4m Entire Course



BRISBANE
RACING CLUB

Section	Overall	1200m	1000m	800m	600m	400m	200m
Section Times	1:20.40 [2] (0:11.08)	1:09.32 [1] (0:11.30)	0:58.02 [2] (0:11.28)	0:46.74 [1] (0:11.94)	0:34.80 [1] (0:12.20)	0:22.60 [1] (0:11.13)	0:11.47 [1] (0:11.47)
Average Speed [km/h]	48.8	63.7	63.5	60.9	60.5	65.0	62.8
Top Speed [km/h]	64.5	64.8	65.6	63.0	62.0	68.5	65.1
Avg. Dist. to Rail [m]	2.0	1.4	1.6	2.9	4.0	3.0	2.5
Avg. Stride Freq. [Hz]	2.3	2.5	2.4	2.4	2.4	2.5	2.5
Avg. Stride Length [m]	5.9	7.1	7.2	7.1	7.1	7.2	7.1



- [] Ranking at each section and finish
- .-.- No data available at this section
- NA No data available



Horse/Jockey Name	Airstrike
Final Rank	3
Fastest Section Time (Section)	0:11.24 (400m)
Top Speed [km/h] (Section)	66.6 (200m)
Race State	Finished



Doomben QLD Professional

Race 3: SKY RACING BENCHMARK 70 Handicap - 1350m

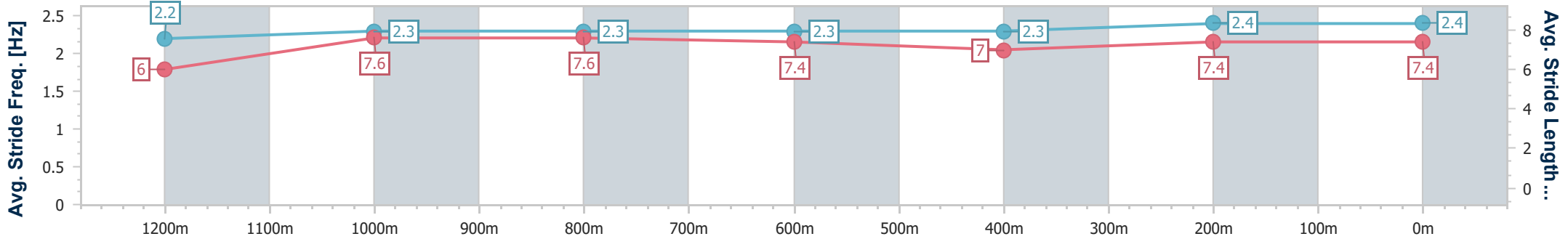
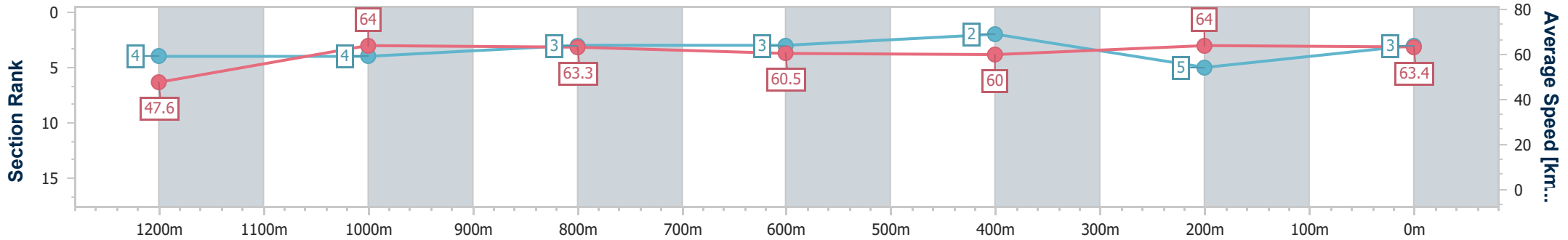
26 August 2023 - 13:03

Track Rating: Good 4, Weather: Fine, Rail Position: +4m Entire Course



BRISBANE RACING CLUB

Section	Overall	1200m	1000m	800m	600m	400m	200m
Section Times	1:20.43 [3] (0:11.33)	1:09.10 [4] (0:11.27)	0:57.83 [4] (0:11.37)	0:46.46 [3] (0:11.91)	0:34.55 [3] (0:11.95)	0:22.60 [2] (0:11.24)	0:11.36 [5] (0:11.36)
Average Speed [km/h]	47.6	64.0	63.3	60.5	60.0	64.0	63.4
Top Speed [km/h]	62.8	64.8	65.1	61.9	61.4	65.4	66.6
Avg. Dist. to Rail [m]	1.0	0.2	0.3	0.4	0.6	0.9	1.6
Avg. Stride Freq. [Hz]	2.2	2.3	2.3	2.3	2.3	2.4	2.4
Avg. Stride Length [m]	6.0	7.6	7.6	7.4	7.0	7.4	7.4



- [] Ranking at each section and finish
- .-.-.- No data available at this section
- NA No data available



Horse/Jockey Name	Telephone Booth
Final Rank	4
Fastest Section Time (Section)	0:11.09 (1200m)
Top Speed [km/h] (Section)	67.3 (400m)
Race State	Finished



Doomben QLD Professional

Race 3: SKY RACING BENCHMARK 70 Handicap - 1350m

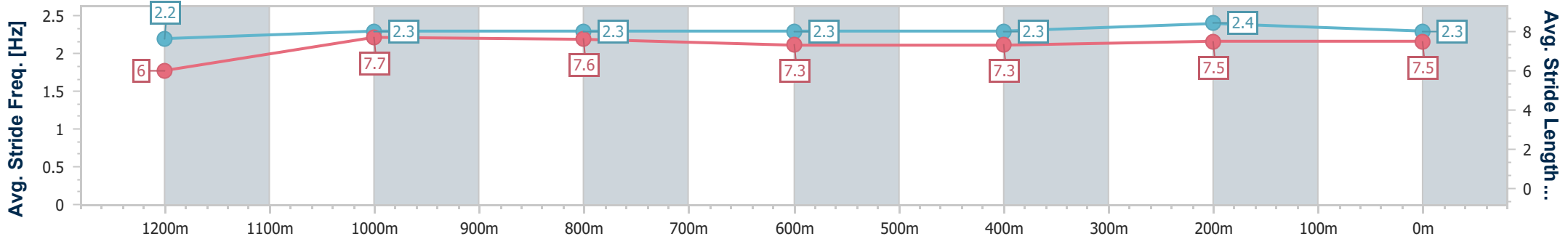
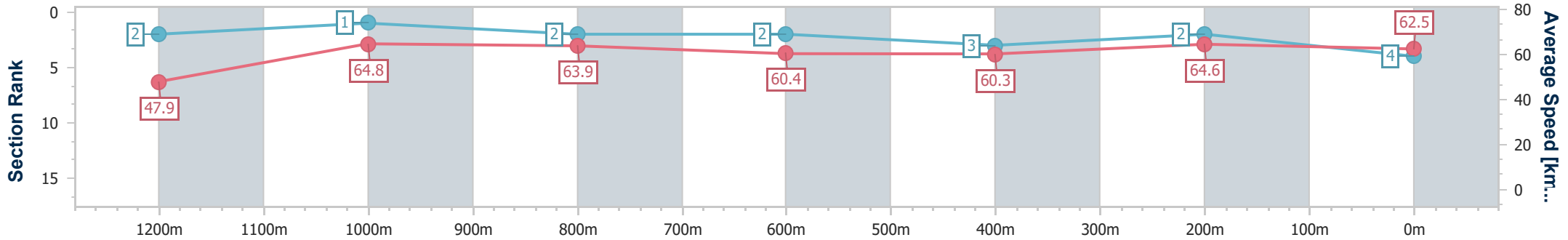
26 August 2023 - 13:03

Track Rating: Good 4, Weather: Fine, Rail Position: +4m Entire Course



BRISBANE RACING CLUB

Section	Overall	1200m	1000m	800m	600m	400m	200m
Section Times	1:20.49 [4] (0:11.27)	1:09.22 [2] (0:11.09)	0:58.13 [1] (0:11.35)	0:46.78 [2] (0:12.06)	0:34.72 [2] (0:12.09)	0:22.63 [3] (0:11.10)	0:11.53 [2] (0:11.53)
Average Speed [km/h]	47.9	64.8	63.9	60.4	60.3	64.6	62.5
Top Speed [km/h]	63.7	66.2	65.2	61.5	61.2	67.3	65.0
Avg. Dist. to Rail [m]	7.5	2.9	1.5	2.8	1.8	1.5	3.9
Avg. Stride Freq. [Hz]	2.2	2.3	2.3	2.3	2.3	2.4	2.3
Avg. Stride Length [m]	6.0	7.7	7.6	7.3	7.3	7.5	7.5



- [] Ranking at each section and finish
- .-.- No data available at this section
- NA No data available



Horse/Jockey Name	Invisible Tears
Final Rank	5
Fastest Section Time (Section)	0:11.05 (400m)
Top Speed [km/h] (Section)	66.6 (400m)
Race State	Finished



Doomben QLD Professional

Race 3: SKY RACING BENCHMARK 70 Handicap - 1350m

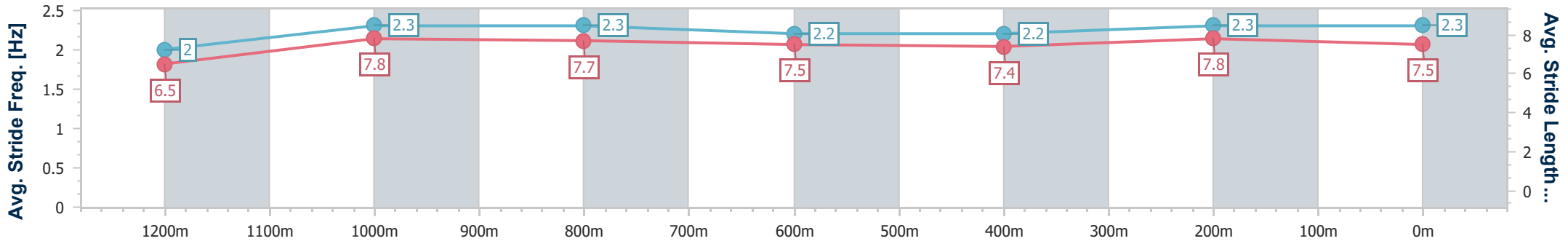
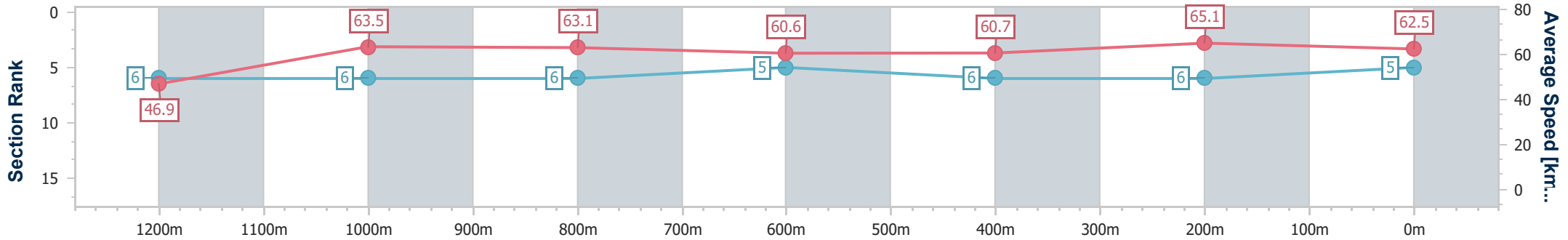
26 August 2023 - 13:03

Track Rating: Good 4, Weather: Fine, Rail Position: +4m Entire Course



BRISBANE RACING CLUB

Section	Overall	1200m	1000m	800m	600m	400m	200m
Section Times	1:20.62 [5] (0:11.51)	1:09.11 [6] (0:11.34)	0:57.77 [6] (0:11.41)	0:46.36 [6] (0:11.87)	0:34.49 [5] (0:11.90)	0:22.59 [6] (0:11.05)	0:11.54 [6] (0:11.54)
Average Speed [km/h]	46.9	63.5	63.1	60.6	60.7	65.1	62.5
Top Speed [km/h]	62.6	64.3	64.4	63.0	63.0	66.6	64.9
Avg. Dist. to Rail [m]	2.6	0.3	0.2	0.2	0.2	1.1	4.3
Avg. Stride Freq. [Hz]	2.0	2.3	2.3	2.2	2.2	2.3	2.3
Avg. Stride Length [m]	6.5	7.8	7.7	7.5	7.4	7.8	7.5



- [] Ranking at each section and finish
- .-.- No data available at this section
- NA No data available



Horse/Jockey Name	Cool Encounter
Final Rank	6
Fastest Section Time (Section)	0:11.00 (400m)
Top Speed [km/h] (Section)	67.9 (400m)
Race State	Finished



Doomben QLD Professional

Race 3: SKY RACING BENCHMARK 70 Handicap - 1350m

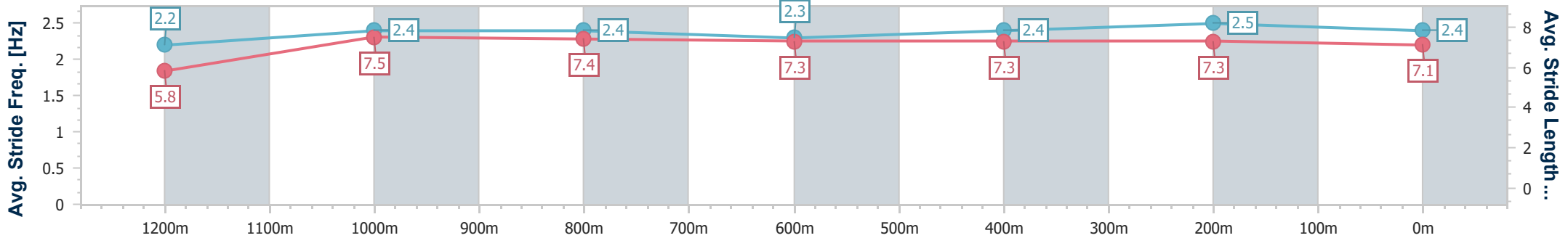
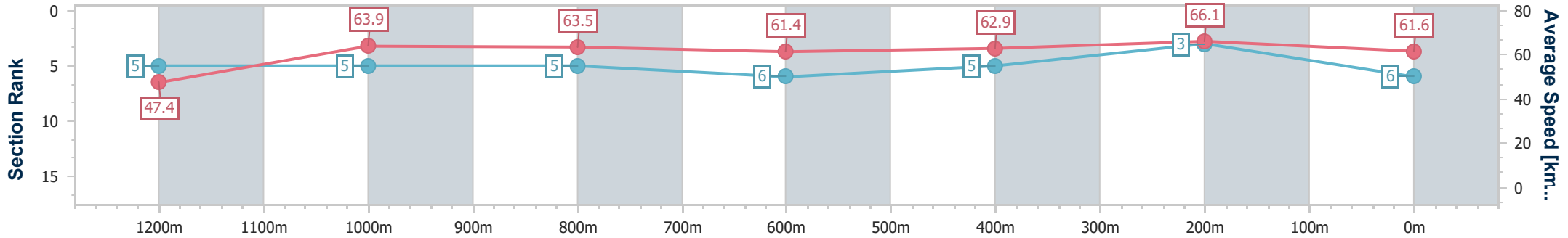
26 August 2023 - 13:03

Track Rating: Good 4, Weather: Fine, Rail Position: +4m Entire Course



BRISBANE RACING CLUB

Section	Overall	1200m	1000m	800m	600m	400m	200m
Section Times	1:20.65 [6] (0:11.41)	1:09.24 [5] (0:11.27)	0:57.97 [5] (0:11.43)	0:46.54 [5] (0:12.02)	0:34.52 [6] (0:11.84)	0:22.68 [5] (0:11.00)	0:11.68 [3] (0:11.68)
Average Speed [km/h]	47.4	63.9	63.5	61.4	62.9	66.1	61.6
Top Speed [km/h]	63.0	65.0	64.9	62.0	66.0	67.9	64.9
Avg. Dist. to Rail [m]	3.7	1.0	2.4	4.9	6.0	5.8	5.4
Avg. Stride Freq. [Hz]	2.2	2.4	2.4	2.3	2.4	2.5	2.4
Avg. Stride Length [m]	5.8	7.5	7.4	7.3	7.3	7.3	7.1



- [] Ranking at each section and finish
- .-.- No data available at this section
- NA No data available



Horse/Jockey Name	Gaius
Final Rank	7
Fastest Section Time (Section)	0:11.12 (400m)
Top Speed [km/h] (Section)	66.6 (400m)
Race State	Finished



Doomben QLD Professional

Race 3: SKY RACING BENCHMARK 70 Handicap - 1350m

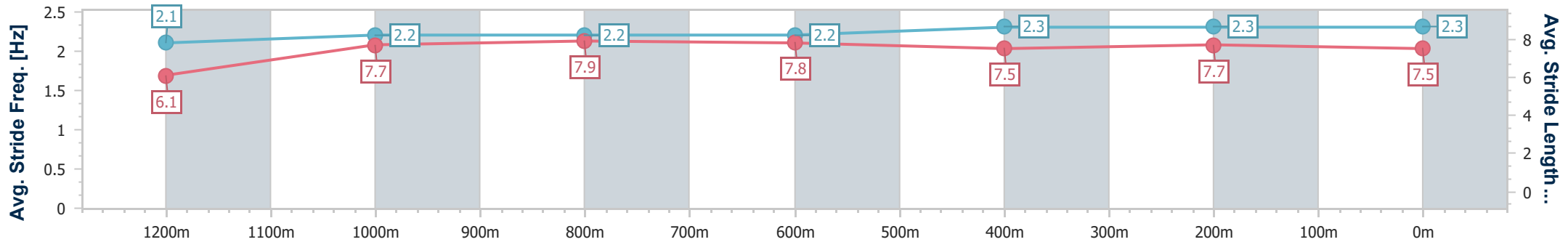
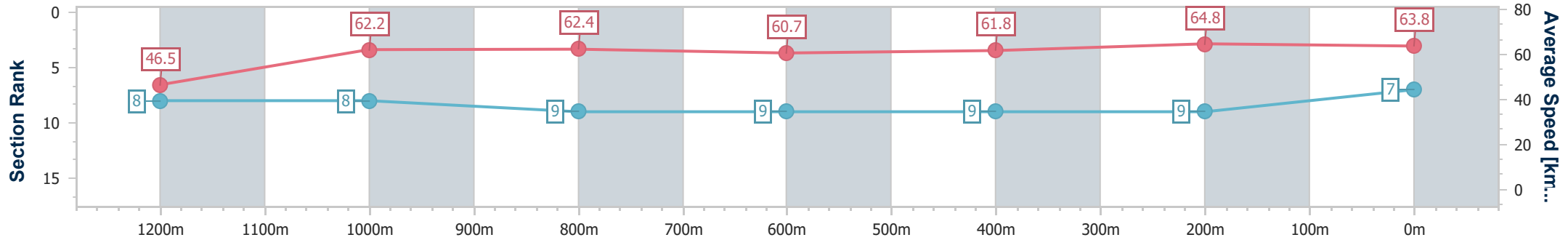
26 August 2023 - 13:03

Track Rating: Good 4, Weather: Fine, Rail Position: +4m Entire Course



BRISBANE RACING CLUB

Section	Overall	1200m	1000m	800m	600m	400m	200m
Section Times	1:20.80 [7] (0:11.62)	1:09.18 [8] (0:11.58)	0:57.60 [8] (0:11.54)	0:46.06 [9] (0:11.90)	0:34.16 [9] (0:11.75)	0:22.41 [9] (0:11.12)	0:11.29 [9] (0:11.29)
Average Speed [km/h]	46.5	62.2	62.4	60.7	61.8	64.8	63.8
Top Speed [km/h]	61.6	63.3	64.1	62.9	62.7	66.6	65.6
Avg. Dist. to Rail [m]	6.3	1.3	0.3	0.7	1.2	1.2	3.4
Avg. Stride Freq. [Hz]	2.1	2.2	2.2	2.2	2.3	2.3	2.3
Avg. Stride Length [m]	6.1	7.7	7.9	7.8	7.5	7.7	7.5



- [] Ranking at each section and finish
- .-.- No data available at this section
- NA No data available



Horse/Jockey Name	Corona Lad
Final Rank	8
Fastest Section Time (Section)	0:11.17 (400m)
Top Speed [km/h] (Section)	65.9 (400m)
Race State	Finished



Doomben QLD Professional

Race 3: SKY RACING BENCHMARK 70 Handicap - 1350m

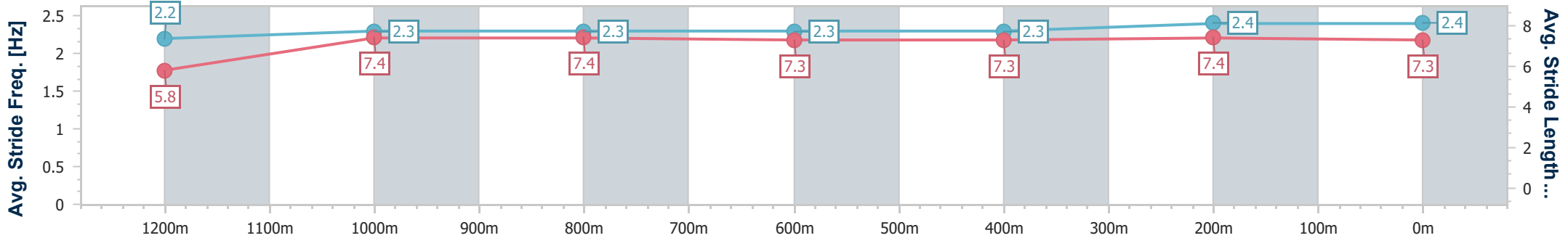
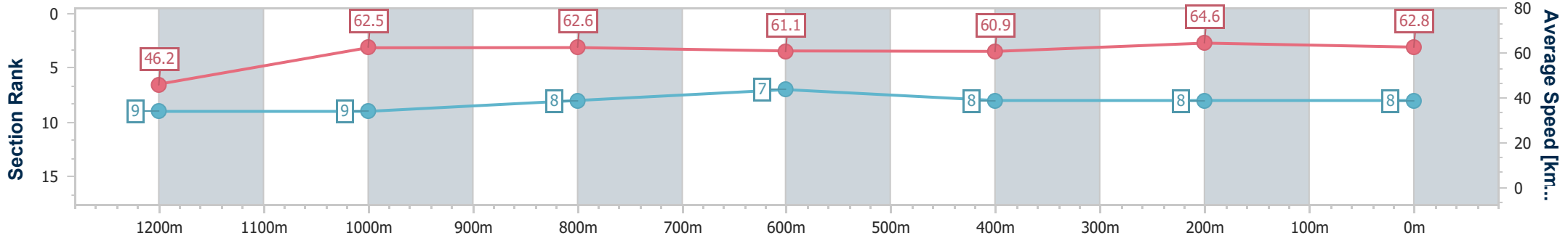
26 August 2023 - 13:03

Track Rating: Good 4, Weather: Fine, Rail Position: +4m Entire Course



BRISBANE RACING CLUB

Section	Overall	1200m	1000m	800m	600m	400m	200m
Section Times	1:20.88 [8] (0:11.67)	1:09.21 [9] (0:11.55)	0:57.66 [9] (0:11.45)	0:46.21 [8] (0:11.74)	0:34.47 [7] (0:11.82)	0:22.65 [8] (0:11.17)	0:11.48 [8] (0:11.48)
Average Speed [km/h]	46.2	62.5	62.6	61.1	60.9	64.6	62.8
Top Speed [km/h]	60.2	64.2	64.5	62.9	62.3	65.9	65.3
Avg. Dist. to Rail [m]	5.1	0.4	0.8	0.6	0.5	3.2	5.8
Avg. Stride Freq. [Hz]	2.2	2.3	2.3	2.3	2.3	2.4	2.4
Avg. Stride Length [m]	5.8	7.4	7.4	7.3	7.3	7.4	7.3



- [] Ranking at each section and finish
- .-.- No data available at this section
- NA No data available



Horse/Jockey Name	Sutto's Gal
Final Rank	9
Fastest Section Time (Section)	0:11.24 (1200m)
Top Speed [km/h] (Section)	65.3 (400m)
Race State	Finished



Doomben QLD Professional

Race 3: SKY RACING BENCHMARK 70 Handicap - 1350m

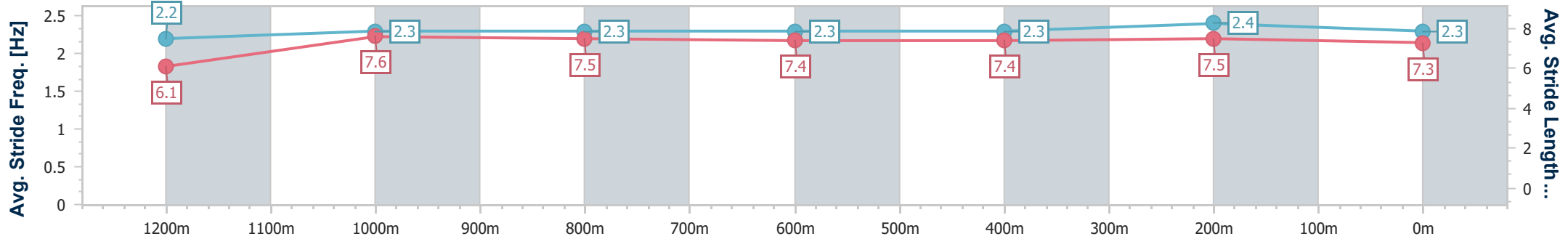
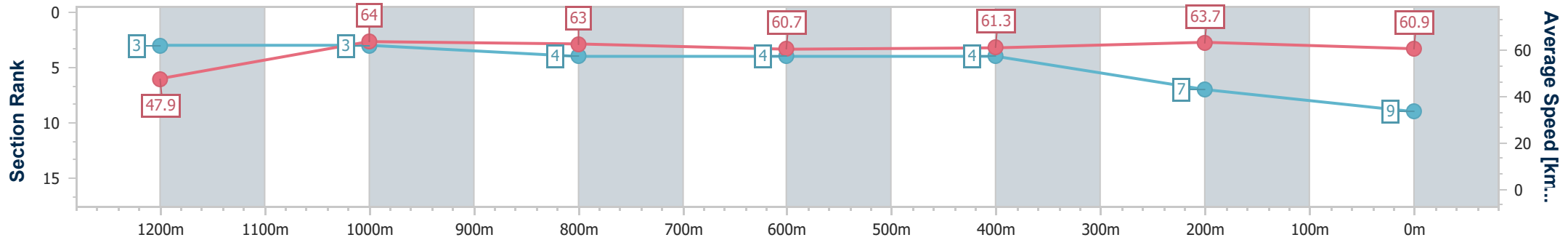
26 August 2023 - 13:03

Track Rating: Good 4, Weather: Fine, Rail Position: +4m Entire Course



BRISBANE RACING CLUB

Section	Overall	1200m	1000m	800m	600m	400m	200m
Section Times	1:21.10 [9] (0:11.29)	1:09.81 [3] (0:11.24)	0:58.57 [3] (0:11.48)	0:47.09 [4] (0:11.96)	0:35.13 [4] (0:11.95)	0:23.18 [4] (0:11.36)	0:11.82 [7] (0:11.82)
Average Speed [km/h]	47.9	64.0	63.0	60.7	61.3	63.7	60.9
Top Speed [km/h]	63.9	65.0	64.1	61.3	63.2	65.3	63.1
Avg. Dist. to Rail [m]	4.3	0.7	0.7	2.3	2.7	3.7	6.0
Avg. Stride Freq. [Hz]	2.2	2.3	2.3	2.3	2.3	2.4	2.3
Avg. Stride Length [m]	6.1	7.6	7.5	7.4	7.4	7.5	7.3



- [] Ranking at each section and finish
- .-.- No data available at this section
- NA No data available