



# Doomben QLD Professional

## Race 2: CASCADE BENCHMARK 90 Handicap - 2020m

26 August 2023 - 12:28



BRISBANE  
RACING CLUB

Track Rating: Good 4, Weather: Fine, Rail Position: +4m Entire Course

Section		Overall	1800m	1600m	1400m	1200m	1000m	800m	Last 600m				
Field Times		2:05.55 (0:16.11)	1:49.44 (0:12.63)	1:36.81 (0:12.99)	1:23.82 (0:13.13)	1:10.69 (0:12.11)	0:58.58 (0:12.14)	0:46.44 (0:12.05)	0:34.39				
Rank	TAB Horse/Jockey	Barrier	Top Speed [km/h]	Fastest Section									Distance Travelled [m]
1	7 NIKAU SPUR Mark Du Plessis	3	66.3 400m	0:11.08 400m	2:05.55 [1] (0:16.23)	1:49.32 [2] (0:12.66)	1:36.66 [2] (0:13.06)	1:23.60 [2] (0:13.10)	1:10.50 [2] (0:12.22)	0:58.28 [3] (0:12.08)	0:46.20 [3] (0:11.95)	0:34.25	
2	5 WAIRERE FALLS Cejay Graham	5	66.4 400m	0:11.12 400m	2:05.68 [2] (0:16.50)	1:49.18 [4] (0:13.03)	1:36.15 [5] (0:13.05)	1:23.10 [5] (0:13.00)	1:10.10 [5] (0:12.11)	0:57.99 [5] (0:12.01)	0:45.98 [5] (0:11.97)	0:34.01	+1
3	1 LINTHORPE LAD Bailey Wheeler	7	66.2 400m	0:11.13 400m	2:05.75 [3] (0:16.51)	1:49.24 [5] (0:12.66)	1:36.58 [4] (0:13.13)	1:23.45 [4] (0:12.95)	1:10.50 [4] (0:11.72)	0:58.78 [1] (0:12.14)	0:46.64 [1] (0:12.05)	0:34.59	-3
4	2 FIFTH POSITION James Orman	1	65.2 400m	0:11.17 400m	2:05.85 [4] (0:16.31)	1:49.54 [3] (0:12.73)	1:36.81 [3] (0:13.15)	1:23.66 [3] (0:13.01)	1:10.65 [3] (0:12.31)	0:58.34 [4] (0:11.92)	0:46.42 [4] (0:11.88)	0:34.54	-4
5	6 MUBARIZ Angela Jones	2	64.8 400m	0:11.37 400m	2:06.26 [5] (0:16.11)	1:50.15 [1] (0:12.63)	1:37.52 [1] (0:12.99)	1:24.53 [1] (0:13.13)	1:11.40 [1] (0:12.30)	0:59.10 [2] (0:11.99)	0:47.11 [2] (0:12.07)	0:35.04	-10

Scratched: Shameless Miss (#3), Shopping Esprit (#4), Steinbrenner (#8)



# Doomben QLD Professional

## Race 2: CASCADE BENCHMARK 90 Handicap - 2020m

26 August 2023 - 12:28



BRISBANE  
RACING CLUB

Track Rating: Good 4, Weather: Fine, Rail Position: +4m Entire Course

Section				600m	400m	200m			Last 600m
Field Times				0:34.39 (0:11.60)	0:22.79 (0:11.20)	0:11.59 (0:11.59)			0:34.39
Rank	TAB Horse/Jockey	Barrier	Top Speed [km/h]	Fastest Section	Margin			Distance Travelled [m]	
1	7 NIKAU SPUR Mark Du Plessis	3	66.3 400m	0:11.08 400m	0:34.25 [3] (0:11.59)	0:22.66 [3] (0:11.08)	0:11.58 [2] (0:11.58)	2:05.55	0:34.25
2	5 WAIRERE FALLS Cejay Graham	5	66.4 400m	0:11.12 400m	0:34.01 [5] (0:11.56)	0:22.45 [5] (0:11.12)	0:11.33 [5] (0:11.33)	0.75L	0:34.01 +1
3	1 LINTHORPE LAD Bailey Wheeler	7	66.2 400m	0:11.13 400m	0:34.59 [1] (0:11.67)	0:22.92 [2] (0:11.13)	0:11.79 [1] (0:11.79)	1.18L	0:34.59 -3
4	2 FIFTH POSITION James Orman	1	65.2 400m	0:11.17 400m	0:34.54 [4] (0:11.72)	0:22.82 [4] (0:11.17)	0:11.65 [4] (0:11.65)	1.72L	0:34.54 -4
5	6 MUBARIZ Angela Jones	2	64.8 400m	0:11.37 400m	0:35.04 [2] (0:11.54)	0:23.50 [1] (0:11.37)	0:12.13 [3] (0:12.13)	4.16L	0:35.04 -10

Scratched: Shameless Miss (#3), Shopping Esprit (#4), Steinbrenner (#8)



Horse/Jockey Name	Nikau Spur
Final Rank	1
Fastest Section Time (Section)	0:11.08 (400m)
Top Speed [km/h] (Section)	66.3 (400m)
Race State	Finished



Doomben QLD Professional

Race 2: CASCADE BENCHMARK 90 Handicap - 2020m

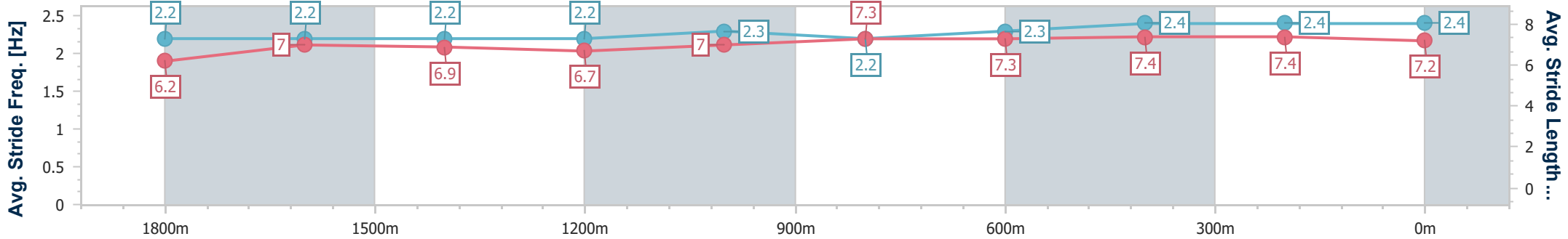
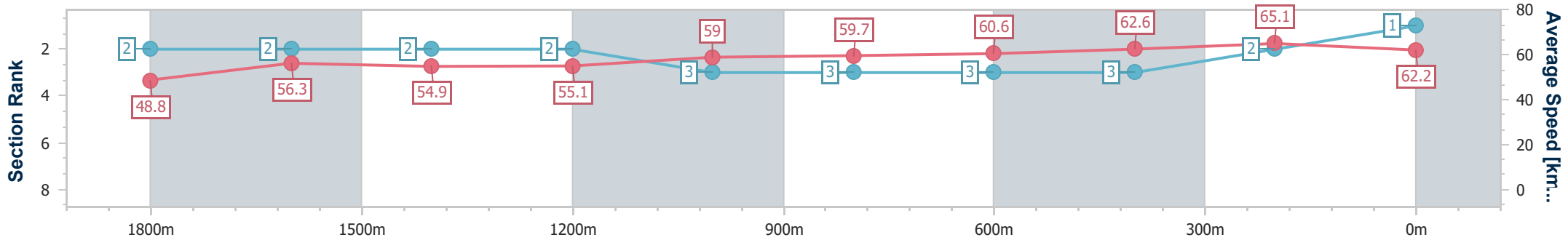
26 August 2023 - 12:28

Track Rating: Good 4, Weather: Fine, Rail Position: +4m Entire Course



BRISBANE RACING CLUB

Section	Overall	1800m	1600m	1400m	1200m	1000m	800m	600m	400m	200m
Section Times	2:05.55 [1] (0:16.23)	1:49.32 [2] (0:12.66)	1:36.66 [2] (0:13.06)	1:23.60 [2] (0:13.10)	1:10.50 [2] (0:12.22)	0:58.28 [3] (0:12.08)	0:46.20 [3] (0:11.95)	0:34.25 [3] (0:11.59)	0:22.66 [3] (0:11.08)	0:11.58 [2] (0:11.58)
Average Speed [km/h]	48.8	56.3	54.9	55.1	59.0	59.7	60.6	62.6	65.1	62.2
Top Speed [km/h]	58.8	58.3	55.6	56.1	61.1	60.2	61.4	64.0	66.3	64.0
Avg. Dist. to Rail [m]	1.3	1.6	1.2	0.7	1.3	1.2	1.3	1.2	1.7	1.3
Avg. Stride Freq. [Hz]	2.2	2.2	2.2	2.2	2.3	2.2	2.3	2.4	2.4	2.4
Avg. Stride Length [m]	6.2	7.0	6.9	6.7	7.0	7.3	7.3	7.4	7.4	7.2



- [ ] Ranking at each section and finish
- .-.- No data available at this section
- NA No data available



Horse/Jockey Name	Wairere Falls
Final Rank	2
Fastest Section Time (Section)	0:11.12 (400m)
Top Speed [km/h] (Section)	66.4 (400m)
Race State	Finished



Doomben QLD Professional

Race 2: CASCADE BENCHMARK 90 Handicap - 2020m

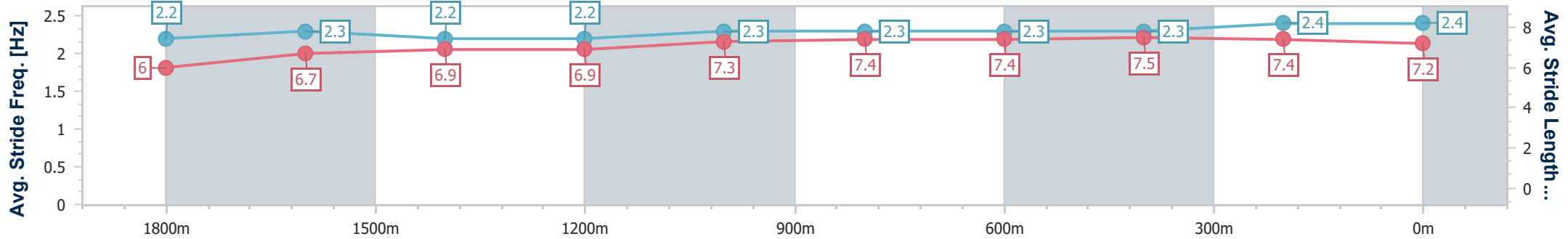
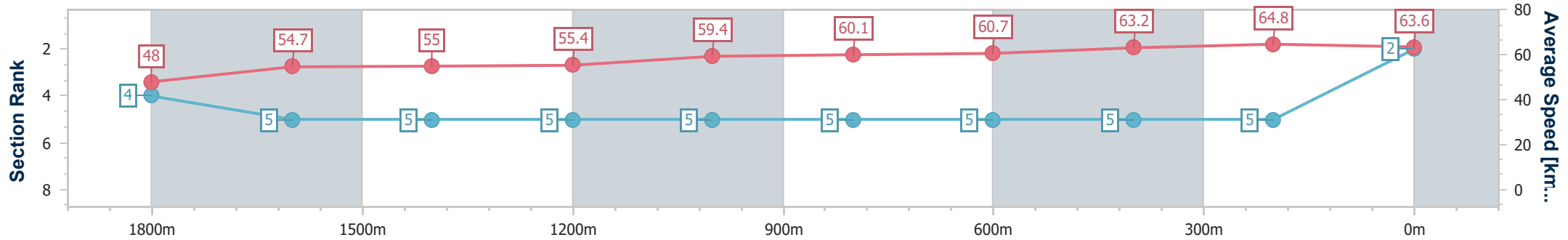
26 August 2023 - 12:28

Track Rating: Good 4, Weather: Fine, Rail Position: +4m Entire Course



BRISBANE RACING CLUB

Section	Overall	1800m	1600m	1400m	1200m	1000m	800m	600m	400m	200m
Section Times	2:05.68 [2] (0:16.50)	1:49.18 [4] (0:13.03)	1:36.15 [5] (0:13.05)	1:23.10 [5] (0:13.00)	1:10.10 [5] (0:12.11)	0:57.99 [5] (0:12.01)	0:45.98 [5] (0:11.97)	0:34.01 [5] (0:11.56)	0:22.45 [5] (0:11.12)	0:11.33 [5] (0:11.33)
Average Speed [km/h]	48.0	54.7	55.0	55.4	59.4	60.1	60.7	63.2	64.8	63.6
Top Speed [km/h]	58.6	58.2	56.2	57.2	63.4	62.8	61.6	64.5	66.4	66.3
Avg. Dist. to Rail [m]	1.5	1.5	1.2	0.3	1.5	1.6	2.0	2.3	2.1	0.8
Avg. Stride Freq. [Hz]	2.2	2.3	2.2	2.2	2.3	2.3	2.3	2.3	2.4	2.4
Avg. Stride Length [m]	6.0	6.7	6.9	6.9	7.3	7.4	7.4	7.5	7.4	7.2



- [ ] Ranking at each section and finish
- .-.- No data available at this section
- NA No data available



Horse/Jockey Name	Linthorpe Lad
Final Rank	3
Fastest Section Time (Section)	0:11.13 (400m)
Top Speed [km/h] (Section)	66.2 (400m)
Race State	Finished



Doomben QLD Professional

Race 2: CASCADE BENCHMARK 90 Handicap - 2020m

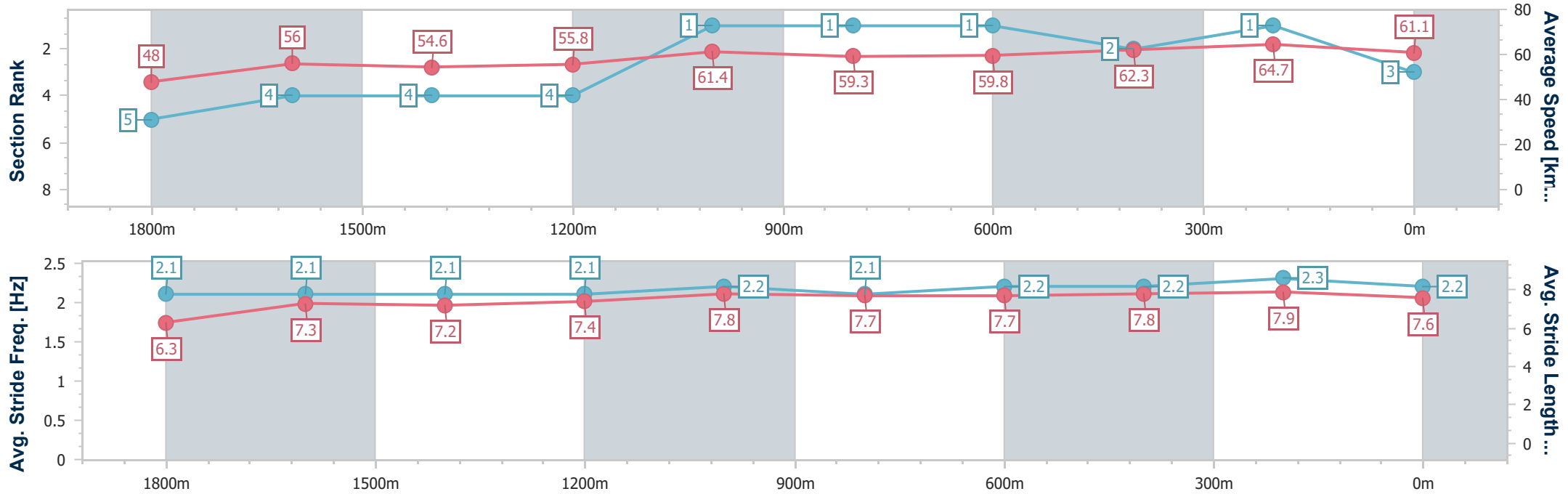
26 August 2023 - 12:28

Track Rating: Good 4, Weather: Fine, Rail Position: +4m Entire Course



BRISBANE RACING CLUB

Section	Overall	1800m	1600m	1400m	1200m	1000m	800m	600m	400m	200m
Section Times	2:05.75 [3] (0:16.51)	1:49.24 [5] (0:12.66)	1:36.58 [4] (0:13.13)	1:23.45 [4] (0:12.95)	1:10.50 [4] (0:11.72)	0:58.78 [1] (0:12.14)	0:46.64 [1] (0:12.05)	0:34.59 [1] (0:11.67)	0:22.92 [2] (0:11.13)	0:11.79 [1] (0:11.79)
Average Speed [km/h]	48.0	56.0	54.6	55.8	61.4	59.3	59.8	62.3	64.7	61.1
Top Speed [km/h]	59.3	58.7	55.7	57.2	62.9	60.9	60.8	64.0	66.2	63.3
Avg. Dist. to Rail [m]	2.4	2.4	0.9	0.6	1.7	0.3	0.8	1.7	0.8	1.0
Avg. Stride Freq. [Hz]	2.1	2.1	2.1	2.1	2.2	2.1	2.2	2.2	2.3	2.2
Avg. Stride Length [m]	6.3	7.3	7.2	7.4	7.8	7.7	7.7	7.8	7.9	7.6



- [ ] Ranking at each section and finish
- .-.- No data available at this section
- NA No data available



Horse/Jockey Name	Fifth Position
Final Rank	4
Fastest Section Time (Section)	0:11.17 (400m)
Top Speed [km/h] (Section)	65.2 (400m)
Race State	Finished



Doomben QLD Professional

Race 2: CASCADE BENCHMARK 90 Handicap - 2020m

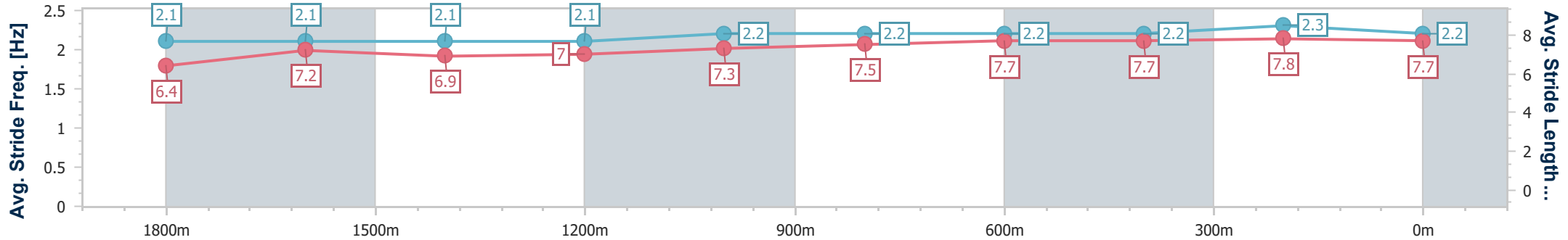
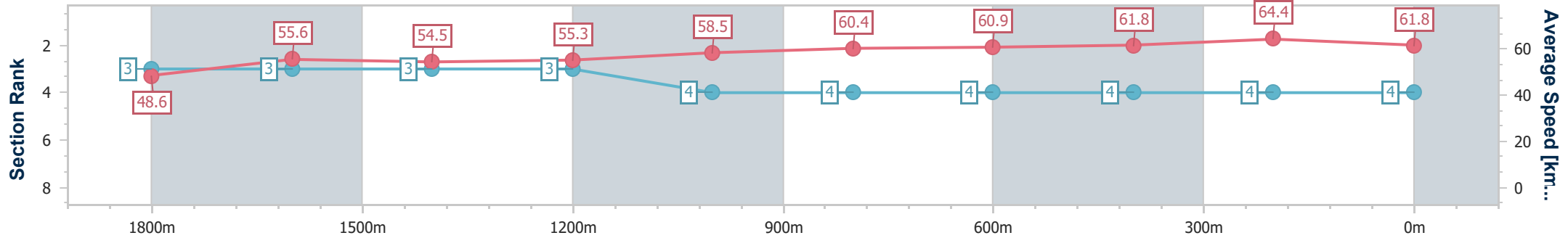
26 August 2023 - 12:28

Track Rating: Good 4, Weather: Fine, Rail Position: +4m Entire Course



BRISBANE RACING CLUB

Section	Overall	1800m	1600m	1400m	1200m	1000m	800m	600m	400m	200m
Section Times	2:05.85 [4] (0:16.31)	1:49.54 [3] (0:12.73)	1:36.81 [3] (0:13.15)	1:23.66 [3] (0:13.01)	1:10.65 [3] (0:12.31)	0:58.34 [4] (0:11.92)	0:46.42 [4] (0:11.88)	0:34.54 [4] (0:11.72)	0:22.82 [4] (0:11.17)	0:11.65 [4] (0:11.65)
Average Speed [km/h]	48.6	55.6	54.5	55.3	58.5	60.4	60.9	61.8	64.4	61.8
Top Speed [km/h]	58.8	58.4	55.9	57.2	61.3	62.4	61.6	64.0	65.2	63.5
Avg. Dist. to Rail [m]	1.8	2.8	1.6	0.4	0.4	0.5	1.0	1.2	0.5	0.3
Avg. Stride Freq. [Hz]	2.1	2.1	2.1	2.1	2.2	2.2	2.2	2.2	2.3	2.2
Avg. Stride Length [m]	6.4	7.2	6.9	7.0	7.3	7.5	7.7	7.7	7.8	7.7



- [ ] Ranking at each section and finish
- .-.- No data available at this section
- NA No data available



Horse/Jockey Name	Mubariz
Final Rank	5
Fastest Section Time (Section)	0:11.37 (400m)
Top Speed [km/h] (Section)	64.8 (400m)
Race State	Finished



Doomben QLD Professional

Race 2: CASCADE BENCHMARK 90 Handicap - 2020m

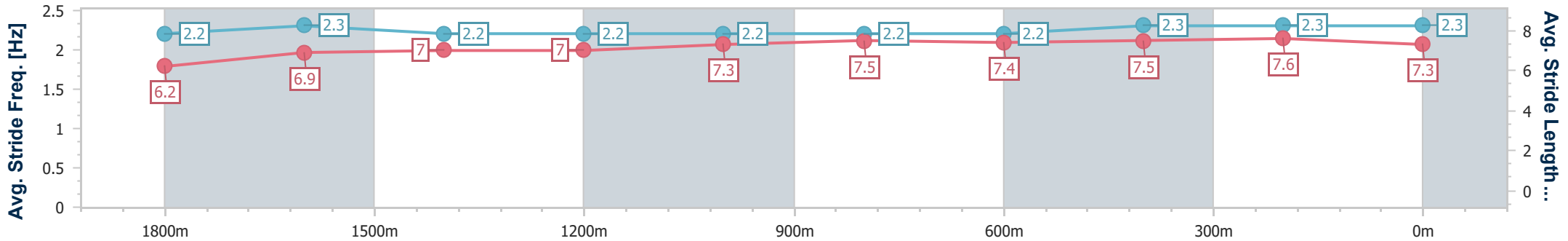
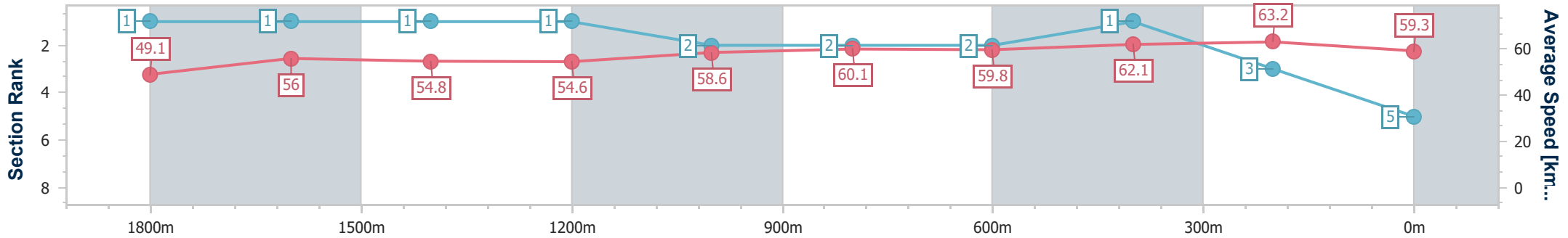
26 August 2023 - 12:28

Track Rating: Good 4, Weather: Fine, Rail Position: +4m Entire Course



BRISBANE RACING CLUB

Section	Overall	1800m	1600m	1400m	1200m	1000m	800m	600m	400m	200m
Section Times	2:06.26 [5] (0:16.11)	1:50.15 [1] (0:12.63)	1:37.52 [1] (0:12.99)	1:24.53 [1] (0:13.13)	1:11.40 [1] (0:12.30)	0:59.10 [2] (0:11.99)	0:47.11 [2] (0:12.07)	0:35.04 [2] (0:11.54)	0:23.50 [1] (0:11.37)	0:12.13 [3] (0:12.13)
Average Speed [km/h]	49.1	56.0	54.8	54.6	58.6	60.1	59.8	62.1	63.2	59.3
Top Speed [km/h]	58.6	58.4	55.9	55.7	61.5	61.9	61.3	63.1	64.8	61.7
Avg. Dist. to Rail [m]	1.4	2.8	2.9	1.0	0.7	1.1	0.3	1.1	1.3	1.9
Avg. Stride Freq. [Hz]	2.2	2.3	2.2	2.2	2.2	2.2	2.2	2.3	2.3	2.3
Avg. Stride Length [m]	6.2	6.9	7.0	7.0	7.3	7.5	7.4	7.5	7.6	7.3



- [ ] Ranking at each section and finish
- .-.-.- No data available at this section
- NA No data available