



Mackay QLD Professional
Race 7: RACING AGAIN TUES 5TH SEPTEMBER BM60 Handicap - 1560m
22 August 2023 - 16:28



MACKAY TURF CLUB
 Ooralea Racecourse

Track Rating: Good 4, Weather: Fine, Rail Position: +2m Entire

Section														
Field Times	Overall	1400m	1200m	1000m	800m	600m	400m	Last 600m						
	1:33.72 (0:11.67)	1:22.05 (0:11.64)	1:10.41 (0:11.88)	0:58.53 (0:11.79)	0:46.74 (0:11.67)	0:35.07 (0:11.67)	0:23.40 (0:11.59)	0:35.07						
Rank	TAB	Horse/Jockey	Barrier	Top Speed [km/h]	Fastest Section									Distance Travelled [m]
1	6	CLASS OF ROYALTY	4	65.8	0:11.28	1:33.72 [1]	1:21.78 [3]	1:10.08 [4]	0:58.33 [4]	0:46.50 [3]	0:34.84 [4]	0:23.06 [3]	0:34.84	
		Ryan Wiggins		400m	400m	(0:11.94)	(0:11.70)	(0:11.75)	(0:11.83)	(0:11.66)	(0:11.78)	(0:11.28)		
2	12	LANOVA	1	65.2	0:11.44	1:34.03 [2]	1:21.93 [5]	1:10.17 [5]	0:58.39 [6]	0:46.62 [6]	0:34.94 [6]	0:23.37 [4]	0:34.94	-4
		Morgan Butler		600m	400m	(0:12.10)	(0:11.76)	(0:11.78)	(0:11.77)	(0:11.68)	(0:11.57)	(0:11.44)		
3	3	SRINI	11	64.2	0:11.39	1:34.22 [3]	1:21.82 [8]	1:10.09 [8]	0:58.31 [8]	0:46.62 [7]	0:34.98 [8]	0:23.31 [6]	0:34.98	-2
		Nikki Olzard		400m	400m	(0:12.40)	(0:11.73)	(0:11.78)	(0:11.69)	(0:11.64)	(0:11.67)	(0:11.39)		
4	4	LETMELETGO	10	64.2	0:11.59	1:34.36 [4]	1:22.69 [1]	1:10.99 [2]	0:59.17 [1]	0:47.33 [2]	0:35.71 [1]	0:24.04 [1]	0:35.71	+0
		Ashley Butler		1400m	400m	(0:11.67)	(0:11.70)	(0:11.82)	(0:11.84)	(0:11.62)	(0:11.67)	(0:11.59)		
5	8	STRUAN LAD	12	65.5	0:11.22	1:34.60 [5]	1:21.91 [12]	1:09.83 [12]	0:58.05 [12]	0:46.38 [12]	0:34.71 [12]	0:23.01 [12]	0:34.71	+6
		Jackson Murphy		400m	400m	(0:12.69)	(0:12.08)	(0:11.78)	(0:11.67)	(0:11.67)	(0:11.70)	(0:11.22)		
6	1	SUCH A WHIT	2	64.3	0:11.47	1:34.64 [6]	1:22.06 [11]	1:09.99 [11]	0:58.16 [11]	0:46.52 [11]	0:34.94 [11]	0:23.32 [10]	0:34.94	-3
		Scott Sheargold		400m	400m	(0:12.58)	(0:12.07)	(0:11.83)	(0:11.64)	(0:11.58)	(0:11.62)	(0:11.47)		
7	14	WHISKEY ROW	8	64.4	0:11.49	1:34.74 [7]	1:22.51 [7]	1:10.77 [6]	0:59.10 [5]	0:47.35 [5]	0:35.86 [3]	0:23.96 [5]	0:35.86	+7
		Brooke Johnson		800m	800m	(0:12.23)	(0:11.74)	(0:11.67)	(0:11.75)	(0:11.49)	(0:11.90)	(0:11.73)		
8	10	ANSELMO	14	63.7	0:11.61	1:34.81 [8]	1:22.62 [6]	1:10.83 [7]	0:59.03 [7]	0:47.18 [8]	0:35.57 [7]	0:23.75 [8]	0:35.57	+7
		Warwick Satherley		1400m	800m	(0:12.19)	(0:11.79)	(0:11.80)	(0:11.85)	(0:11.61)	(0:11.82)	(0:11.70)		
9	5	DEMURRAL	5	63.7	0:11.60	1:34.90 [9]	1:22.42 [9]	1:10.57 [9]	0:58.73 [9]	0:47.03 [9]	0:35.43 [9]	0:23.80 [9]	0:35.43	-2
		Nathan Day		800m	800m	(0:12.48)	(0:11.85)	(0:11.84)	(0:11.70)	(0:11.60)	(0:11.63)	(0:11.63)		
10	2	LIFETIME QUEST	9	64.6	0:11.62	1:35.15 [10]	1:23.46 [2]	1:11.84 [1]	0:59.95 [2]	0:48.17 [1]	0:36.45 [2]	0:24.60 [2]	0:36.45	-4
		McKenzie Apel		Overall	1400m	(0:11.69)	(0:11.62)	(0:11.89)	(0:11.78)	(0:11.72)	(0:11.85)	(0:11.85)		

Scratched: Shadow Goddess (#7), Gives Me Chills (#11), Hunua Hank (#15)

[] Ranking at each section and finish
 -:-:- No data available at this section
 NA No data available
 SCN Saddle cloth number
 DNF Did not finish
 DNT Did not track



Mackay QLD Professional

Race 7: RACING AGAIN TUES 5TH SEPTEMBER BM60 Handicap - 1560m

22 August 2023 - 16:28



MACKAY TURF CLUB
Ooralea Racecourse

Track Rating: Good 4, Weather: Fine, Rail Position: +2m Entire

Section	Overall	1400m	1200m	1000m	800m	600m	400m	Last 600m
Field Times	1:33.72 (0:11.67)	1:22.05 (0:11.64)	1:10.41 (0:11.88)	0:58.53 (0:11.79)	0:46.74 (0:11.67)	0:35.07 (0:11.67)	0:23.40 (0:11.59)	0:35.07

Rank	TAB	Horse/Jockey	Barrier	Top Speed [km/h]	Fastest Section	Overall	1400m	1200m	1000m	800m	600m	400m	Last 600m	Distance Travelled [m]
11	9	DUCHESS ADELE Erin Molloy	3	63.5 1400m	0:11.58 1400m	1:35.19 [11] (0:12.04)	1:23.15 [4] (0:11.58)	1:11.57 [3] (0:11.73)	0:59.84 [3] (0:11.90)	0:47.94 [4] (0:11.73)	0:36.21 [5] (0:11.96)	0:24.25 [7] (0:11.80)	0:36.21	+0
12	13	IN YOUR ELEMENT Adam Sewell	15	63.3 600m	0:11.64 800m	1:35.21 [12] (0:12.48)	1:22.73 [9] (0:11.98)	1:10.75 [10] (0:11.72)	0:59.03 [10] (0:11.71)	0:47.32 [10] (0:11.64)	0:35.68 [10] (0:11.85)	0:23.83 [11] (0:11.71)	0:35.68	+5

Scratched: Shadow Goddess (#7), Gives Me Chills (#11), Hunua Hank (#15)



Mackay QLD Professional

Race 7: RACING AGAIN TUES 5TH SEPTEMBER BM60 Handicap - 1560m

22 August 2023 - 16:28



MACKAY TURF CLUB
Ooralea Racecourse

Track Rating: Good 4, Weather: Fine, Rail Position: +2m Entire

Section				200m				Last 600m	
Field Times				0:11.81 (0:11.81)				0:35.07	
Rank	TAB	Horse/Jockey	Barrier	Top Speed [km/h]	Fastest Section	Margin			Distance Travelled [m]
1	6	CLASS OF ROYALTY Ryan Wiggins	4	65.8 400m	0:11.28 400m	0:11.78 [2] (0:11.78)	1:33.72		0:34.84
2	12	LANOVA Morgan Butler	1	65.2 600m	0:11.44 400m	0:11.93 [3] (0:11.93)	1.8L		0:34.94 -4
3	3	SRINI Nikki Olzard	11	64.2 400m	0:11.39 400m	0:11.92 [4] (0:11.92)	3.1L		0:34.98 -2
4	4	LETMELETGO Ashley Butler	10	64.2 1400m	0:11.59 400m	0:12.45 [1] (0:12.45)	3.9L		0:35.71 +0
5	8	STRUAN LAD Jackson Murphy	12	65.5 400m	0:11.22 400m	0:11.79 [11] (0:11.79)	5.2L		0:34.71 +6
6	1	SUCH A WHIT Scott Sheargold	2	64.3 400m	0:11.47 400m	0:11.85 [10] (0:11.85)	5.4L		0:34.94 -3
7	14	WHISKEY ROW Brooke Johnson	8	64.4 800m	0:11.49 800m	0:12.23 [6] (0:12.23)	5.9L		0:35.86 +7
8	10	ANSELMO Warwick Satherley	14	63.7 1400m	0:11.61 800m	0:12.05 [9] (0:12.05)	6.2L		0:35.57 +7
9	5	DEMURRAL Nathan Day	5	63.7 800m	0:11.60 800m	0:12.17 [7] (0:12.17)	6.7L		0:35.43 -2
10	2	LIFETIME QUEST McKenzie Apel	9	64.6 Overall	0:11.62 1400m	0:12.75 [5] (0:12.75)	8L		0:36.45 -4

Scratched: Shadow Goddess (#7), Gives Me Chills (#11), Hunua Hank (#15)

Report Created: Tue 22 August 2023 16:45 GMT+1 (Note: Timing is based on position data)

Page 3/16

[] Ranking at each section and finish
-:--:-- No data available at this section
NA No data available

SCN Saddle cloth number
DNF Did not finish
DNT Did not track

data processed by TRIPLESDATA



Mackay QLD Professional
Race 7: RACING AGAIN TUES 5TH SEPTEMBER BM60 Handicap -
1560m

22 August 2023 - 16:28



MACKAY TURF CLUB
Ooralea Racecourse

Track Rating: Good 4, Weather: Fine, Rail Position: +2m Entire

Section							200m			Last 600m
Field Times							0:11.81			0:35.07
							(0:11.81)			
Rank	TAB	Horse/Jockey	Barrier	Top Speed [km/h]	Fastest Section	Margin			Distance Travelled [m]	
11	9	DUCHESS ADELE	3	63.5	0:11.58	0:12.45 [8]	8.2L		0:36.21	+0
		Erin Molloy		1400m	1400m	(0:12.45)				
12	13	IN YOUR ELEMENT	15	63.3	0:11.64	0:12.12 [12]	8.3L		0:35.68	+5
		Adam Sewell		600m	800m	(0:12.12)				

Scratched: Shadow Goddess (#7), Gives Me Chills (#11), Hunua Hank (#15)



Horse/Jockey Name	Class Of Royalty
Final Rank	1
Fastest Section Time (Section)	0:11.28 (400m)
Top Speed [km/h] (Section)	65.8 (400m)
Race State	Finished



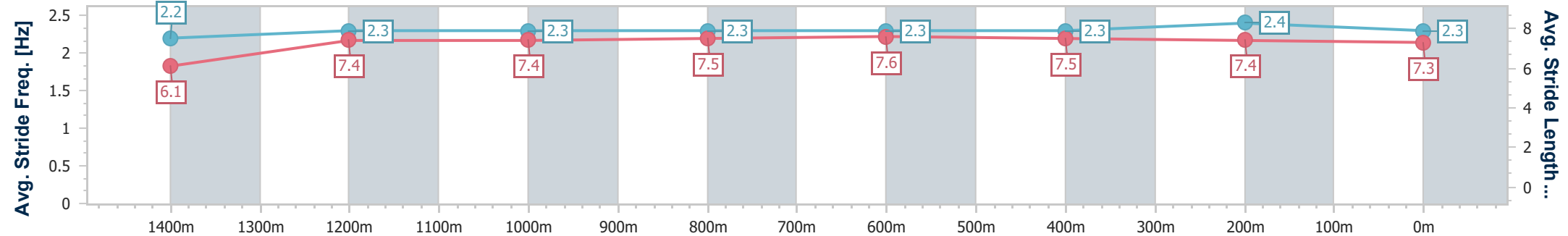
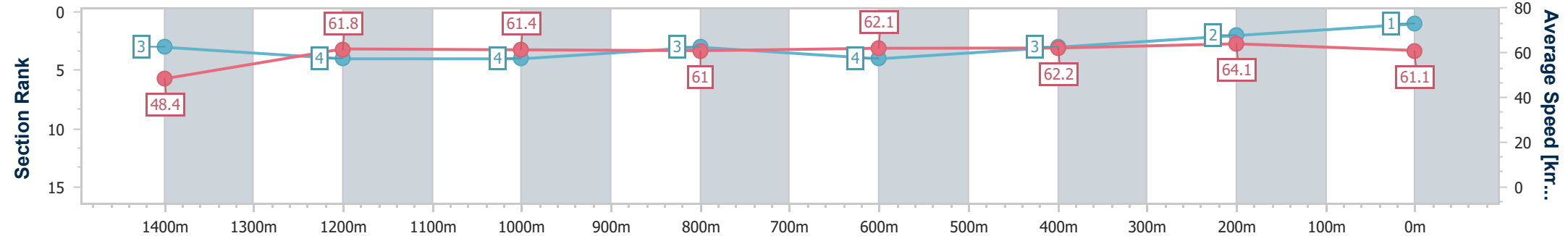
Mackay QLD Professional
Race 7: RACING AGAIN TUES 5TH SEPTEMBER BM60
Handicap - 1560m



22 August 2023 - 16:28

Track Rating: Good 4, Weather: Fine, Rail Position: +2m Entire

Section	Overall	1400m	1200m	1000m	800m	600m	400m	200m						
Section Times	1:33.72 [1] (0:11.94)	1:21.78 [3] (0:11.70)	1:10.08 [4] (0:11.75)	0:58.33 [4] (0:11.83)	0:46.50 [3] (0:11.66)	0:34.84 [4] (0:11.78)	0:23.06 [3] (0:11.28)	0:11.78 [2] (0:11.78)						
Average Speed [km/h]	48.4	61.8	61.4	61.0	62.1	62.2	64.1	61.1						
Top Speed [km/h]	64.0	64.6	61.9	61.5	62.8	63.8	65.8	63.9						
Avg. Dist. to Rail [m]	3.5	1.6	1.1	0.6	1.4	2.3	3.1	3.7						
Avg. Stride Freq. [Hz]	2.2	2.3	2.3	2.3	2.3	2.3	2.4	2.3						
Avg. Stride Length [m]	6.1	7.4	7.4	7.5	7.6	7.5	7.4	7.3						



- [] Ranking at each section and finish
- .-.- No data available at this section
- NA No data available



Horse/Jockey Name	Lanova
Final Rank	2
Fastest Section Time (Section)	0:11.44 (400m)
Top Speed [km/h] (Section)	65.2 (600m)
Race State	Finished



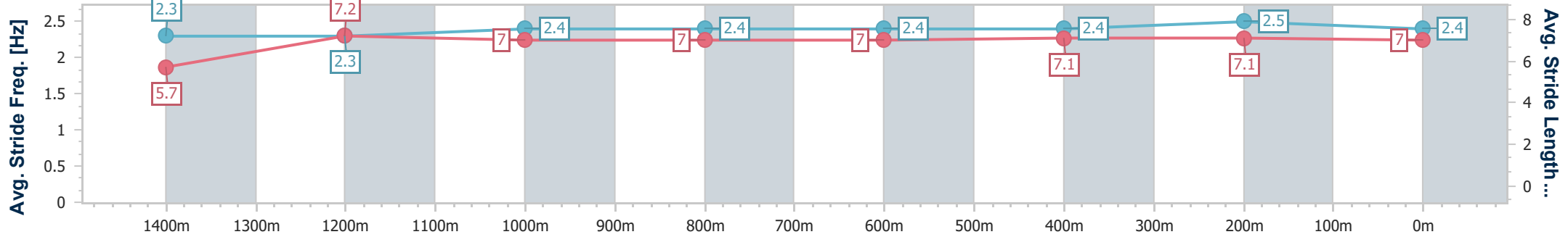
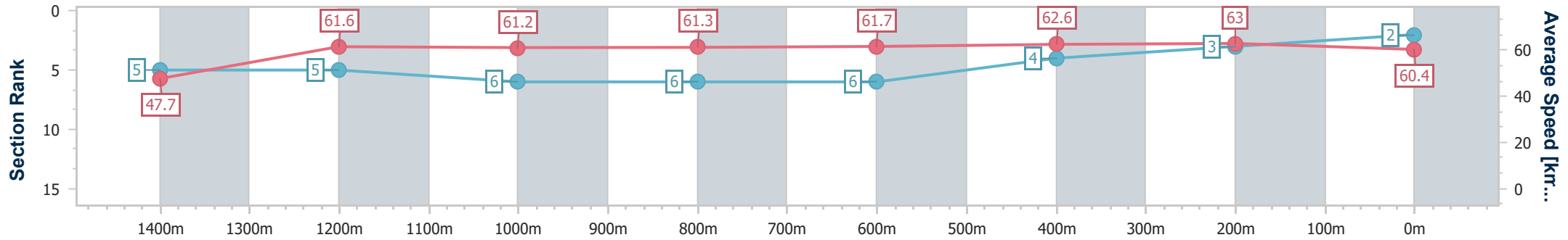
Mackay QLD Professional
Race 7: RACING AGAIN TUES 5TH SEPTEMBER BM60
Handicap - 1560m



22 August 2023 - 16:28

Track Rating: Good 4, Weather: Fine, Rail Position: +2m Entire

Section	Overall	1400m	1200m	1000m	800m	600m	400m	200m
Section Times	1:34.03 [2] (0:12.10)	1:21.93 [5] (0:11.76)	1:10.17 [5] (0:11.78)	0:58.39 [6] (0:11.77)	0:46.62 [6] (0:11.68)	0:34.94 [6] (0:11.57)	0:23.37 [4] (0:11.44)	0:11.93 [3] (0:11.93)
Average Speed [km/h]	47.7	61.6	61.2	61.3	61.7	62.6	63.0	60.4
Top Speed [km/h]	61.5	62.4	62.3	62.2	63.1	65.2	64.3	62.7
Avg. Dist. to Rail [m]	1.5	1.1	1.0	0.8	0.7	0.7	2.8	1.6
Avg. Stride Freq. [Hz]	2.3	2.3	2.4	2.4	2.4	2.4	2.5	2.4
Avg. Stride Length [m]	5.7	7.2	7.0	7.0	7.0	7.1	7.1	7.0



- [] Ranking at each section and finish
- .-.- No data available at this section
- NA No data available



Horse/Jockey Name	Srini
Final Rank	3
Fastest Section Time (Section)	0:11.39 (400m)
Top Speed [km/h] (Section)	64.2 (400m)
Race State	Finished



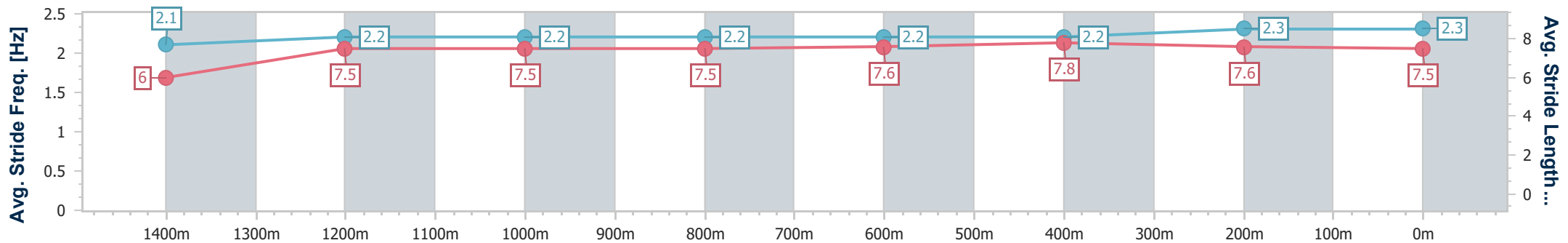
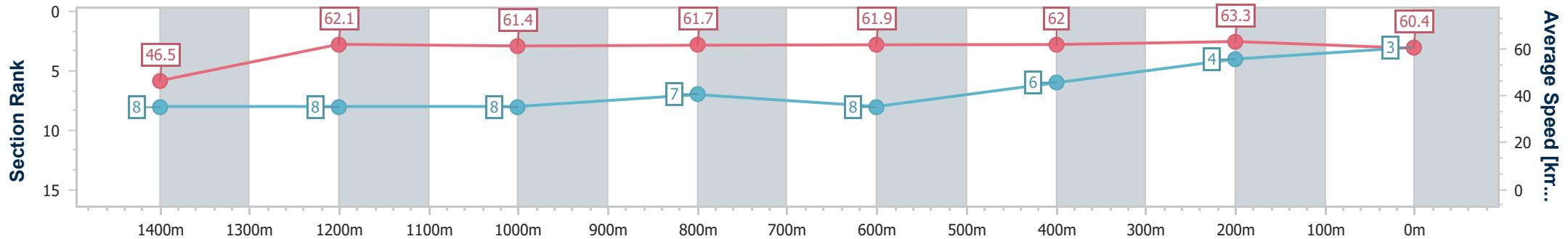
Mackay QLD Professional
Race 7: RACING AGAIN TUES 5TH SEPTEMBER BM60
Handicap - 1560m



22 August 2023 - 16:28

Track Rating: Good 4, Weather: Fine, Rail Position: +2m Entire

Section	Overall	1400m	1200m	1000m	800m	600m	400m	200m
Section Times	1:34.22 [3] (0:12.40)	1:21.82 [8] (0:11.73)	1:10.09 [8] (0:11.78)	0:58.31 [8] (0:11.69)	0:46.62 [7] (0:11.64)	0:34.98 [8] (0:11.67)	0:23.31 [6] (0:11.39)	0:11.92 [4] (0:11.92)
Average Speed [km/h]	46.5	62.1	61.4	61.7	61.9	62.0	63.3	60.4
Top Speed [km/h]	61.1	63.6	63.1	62.6	63.3	63.7	64.2	63.1
Avg. Dist. to Rail [m]	5.3	2.5	1.4	0.6	0.5	1.0	1.1	0.7
Avg. Stride Freq. [Hz]	2.1	2.2	2.2	2.2	2.2	2.2	2.3	2.3
Avg. Stride Length [m]	6.0	7.5	7.5	7.5	7.6	7.8	7.6	7.5



- [] Ranking at each section and finish
- .-.- No data available at this section
- NA No data available



Horse/Jockey Name	Letmeletgo
Final Rank	4
Fastest Section Time (Section)	0:11.59 (400m)
Top Speed [km/h] (Section)	64.2 (1400m)
Race State	Finished



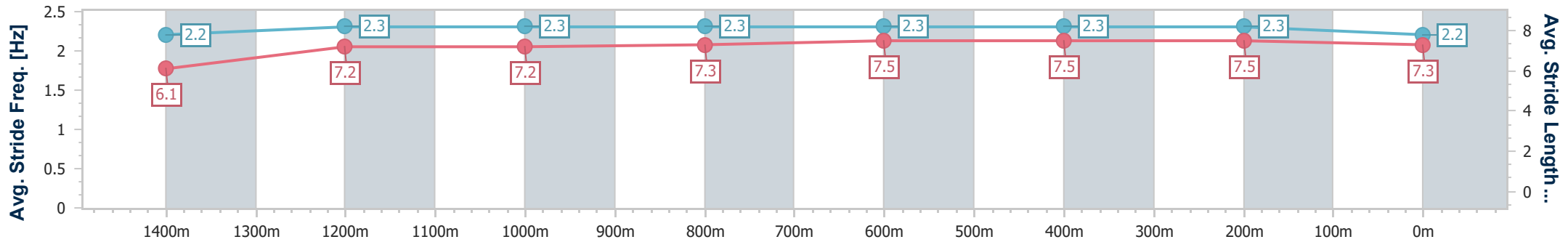
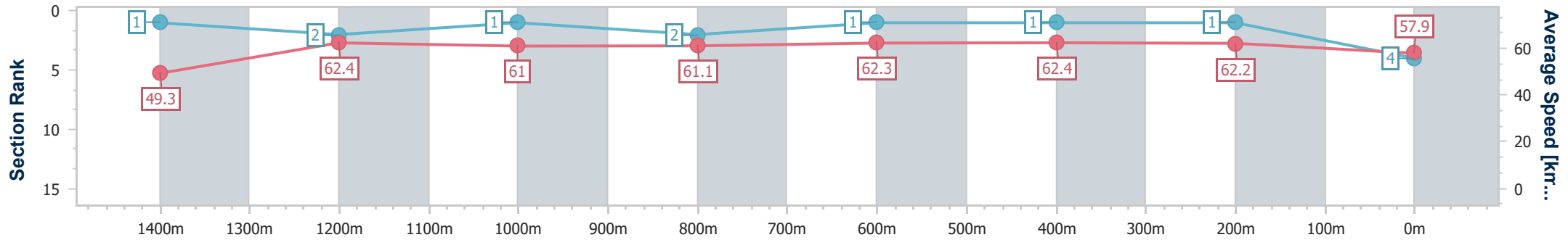
Mackay QLD Professional
Race 7: RACING AGAIN TUES 5TH SEPTEMBER BM60
Handicap - 1560m



22 August 2023 - 16:28

Track Rating: Good 4, Weather: Fine, Rail Position: +2m Entire

Section	Overall	1400m	1200m	1000m	800m	600m	400m	200m
Section Times	1:34.36 [4] (0:11.67)	1:22.69 [1] (0:11.70)	1:10.99 [2] (0:11.82)	0:59.17 [1] (0:11.84)	0:47.33 [2] (0:11.62)	0:35.71 [1] (0:11.67)	0:24.04 [1] (0:11.59)	0:12.45 [1] (0:12.45)
Average Speed [km/h]	49.3	62.4	61.0	61.1	62.3	62.4	62.2	57.9
Top Speed [km/h]	64.0	64.2	61.8	62.0	62.7	63.4	63.4	60.7
Avg. Dist. to Rail [m]	6.2	2.7	1.9	1.8	1.7	1.6	2.0	2.6
Avg. Stride Freq. [Hz]	2.2	2.3	2.3	2.3	2.3	2.3	2.3	2.2
Avg. Stride Length [m]	6.1	7.2	7.2	7.3	7.5	7.5	7.5	7.3



- [] Ranking at each section and finish
- .-.-.- No data available at this section
- NA No data available



Horse/Jockey Name	Struan Lad
Final Rank	5
Fastest Section Time (Section)	0:11.22 (400m)
Top Speed [km/h] (Section)	65.5 (400m)
Race State	Finished



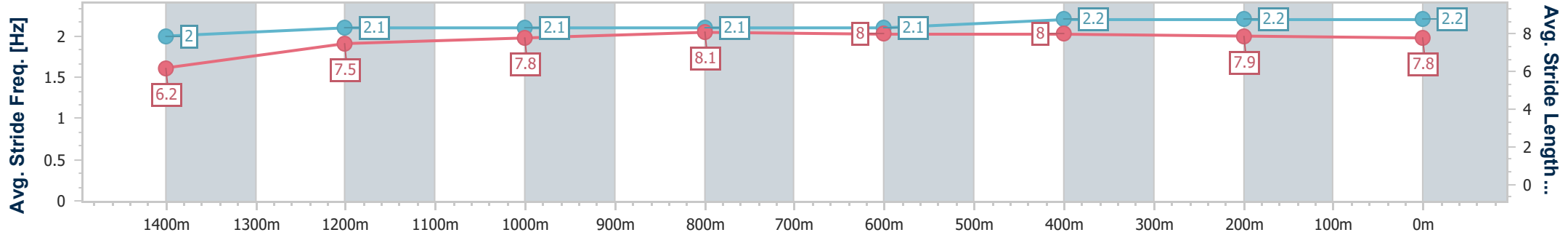
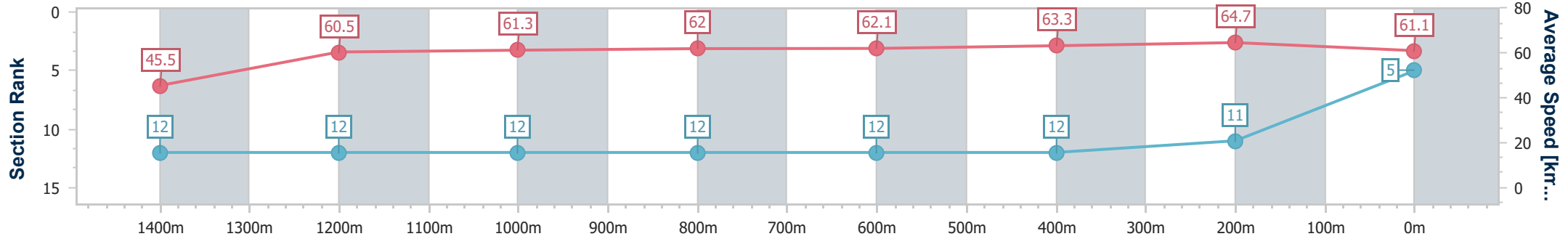
Mackay QLD Professional
Race 7: RACING AGAIN TUES 5TH SEPTEMBER BM60
Handicap - 1560m



22 August 2023 - 16:28

Track Rating: Good 4, Weather: Fine, Rail Position: +2m Entire

Section	Overall	1400m	1200m	1000m	800m	600m	400m	200m
Section Times	1:34.60 [5] (0:12.69)	1:21.91 [12] (0:12.08)	1:09.83 [12] (0:11.78)	0:58.05 [12] (0:11.67)	0:46.38 [12] (0:11.67)	0:34.71 [12] (0:11.70)	0:23.01 [12] (0:11.22)	0:11.79 [11] (0:11.79)
Average Speed [km/h]	45.5	60.5	61.3	62.0	62.1	63.3	64.7	61.1
Top Speed [km/h]	59.6	61.9	62.4	62.7	62.8	64.8	65.5	64.3
Avg. Dist. to Rail [m]	6.2	2.7	2.0	1.7	2.2	3.6	5.3	6.7
Avg. Stride Freq. [Hz]	2.0	2.1	2.1	2.1	2.1	2.2	2.2	2.2
Avg. Stride Length [m]	6.2	7.5	7.8	8.1	8.0	8.0	7.9	7.8



- [] Ranking at each section and finish
- .-.- No data available at this section
- NA No data available



Horse/Jockey Name	Such A Whit
Final Rank	6
Fastest Section Time (Section)	0:11.47 (400m)
Top Speed [km/h] (Section)	64.3 (400m)
Race State	Finished



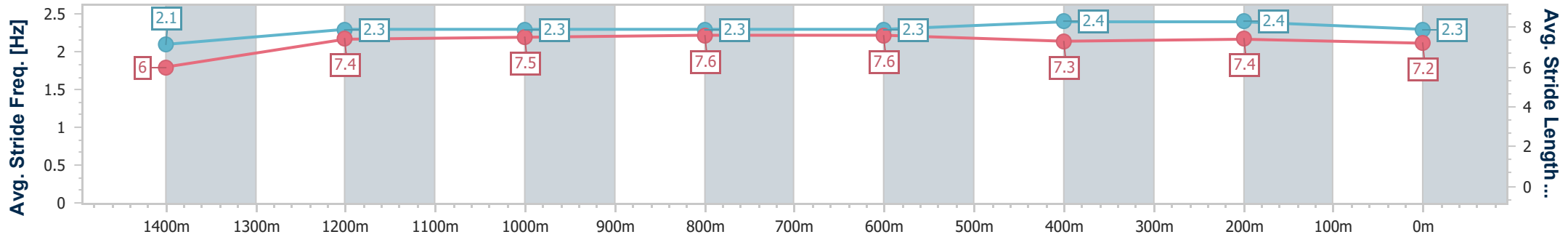
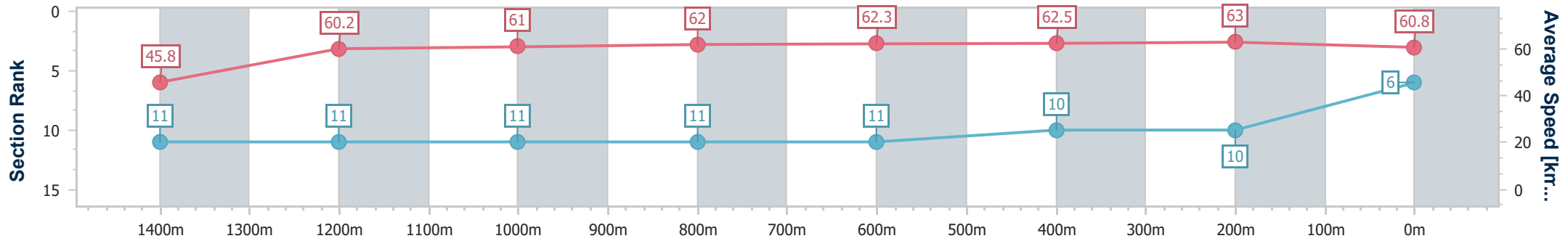
Mackay QLD Professional
Race 7: RACING AGAIN TUES 5TH SEPTEMBER BM60
Handicap - 1560m



22 August 2023 - 16:28

Track Rating: Good 4, Weather: Fine, Rail Position: +2m Entire

Section	Overall	1400m	1200m	1000m	800m	600m	400m	200m
Section Times	1:34.64 [6] (0:12.58)	1:22.06 [11] (0:12.07)	1:09.99 [11] (0:11.83)	0:58.16 [11] (0:11.64)	0:46.52 [11] (0:11.58)	0:34.94 [11] (0:11.62)	0:23.32 [10] (0:11.47)	0:11.85 [10] (0:11.85)
Average Speed [km/h]	45.8	60.2	61.0	62.0	62.3	62.5	63.0	60.8
Top Speed [km/h]	58.9	61.6	61.8	63.5	62.6	63.4	64.3	63.4
Avg. Dist. to Rail [m]	2.0	1.6	1.2	0.7	0.5	1.2	3.0	4.9
Avg. Stride Freq. [Hz]	2.1	2.3	2.3	2.3	2.3	2.4	2.4	2.3
Avg. Stride Length [m]	6.0	7.4	7.5	7.6	7.6	7.3	7.4	7.2



- [] Ranking at each section and finish
- .-.- No data available at this section
- NA No data available



Horse/Jockey Name	Whiskey Row
Final Rank	7
Fastest Section Time (Section)	0:11.49 (800m)
Top Speed [km/h] (Section)	64.4 (800m)
Race State	Finished



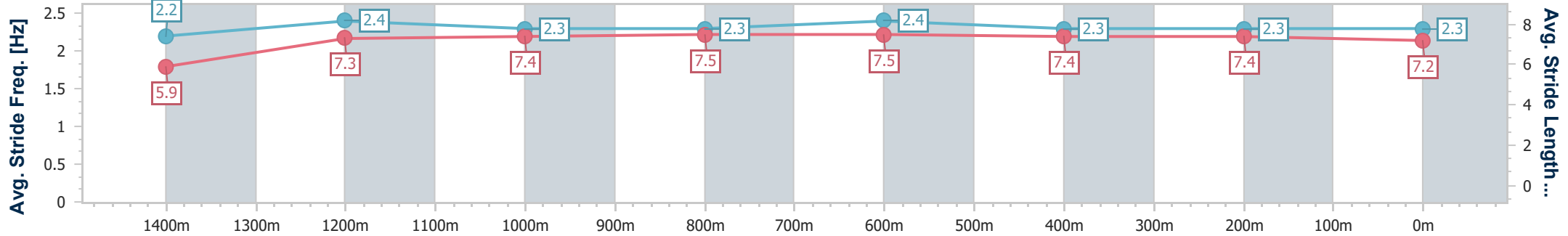
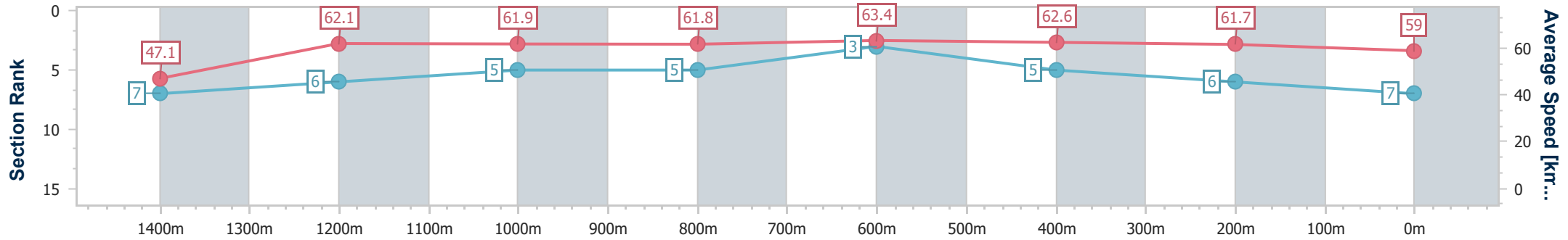
Mackay QLD Professional
Race 7: RACING AGAIN TUES 5TH SEPTEMBER BM60
Handicap - 1560m



22 August 2023 - 16:28

Track Rating: Good 4, Weather: Fine, Rail Position: +2m Entire

Section	Overall	1400m	1200m	1000m	800m	600m	400m	200m
Section Times	1:34.74 [7] (0:12.23)	1:22.51 [7] (0:11.74)	1:10.77 [6] (0:11.67)	0:59.10 [5] (0:11.75)	0:47.35 [5] (0:11.49)	0:35.86 [3] (0:11.90)	0:23.96 [5] (0:11.73)	0:12.23 [6] (0:12.23)
Average Speed [km/h]	47.1	62.1	61.9	61.8	63.4	62.6	61.7	59.0
Top Speed [km/h]	62.5	63.5	63.8	62.2	64.4	63.6	62.9	61.1
Avg. Dist. to Rail [m]	4.6	2.4	1.8	2.8	3.6	4.4	3.8	4.6
Avg. Stride Freq. [Hz]	2.2	2.4	2.3	2.3	2.4	2.3	2.3	2.3
Avg. Stride Length [m]	5.9	7.3	7.4	7.5	7.5	7.4	7.4	7.2



- [] Ranking at each section and finish
- .-.- No data available at this section
- NA No data available



Horse/Jockey Name	Anselmo
Final Rank	8
Fastest Section Time (Section)	0:11.61 (800m)
Top Speed [km/h] (Section)	63.7 (1400m)
Race State	Finished



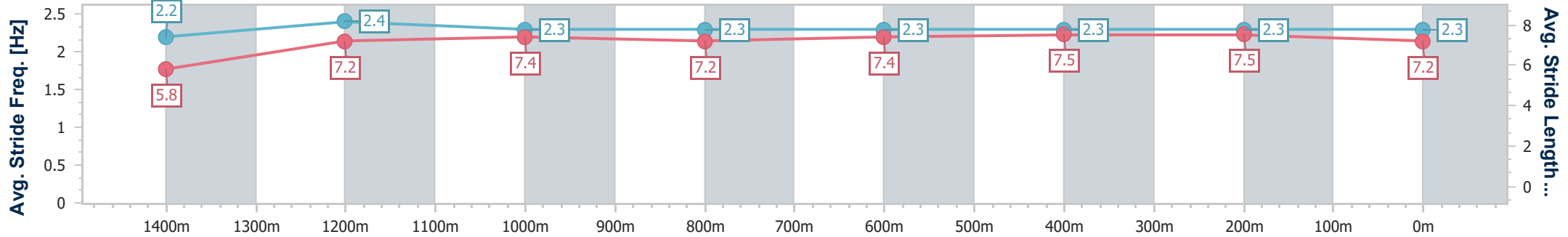
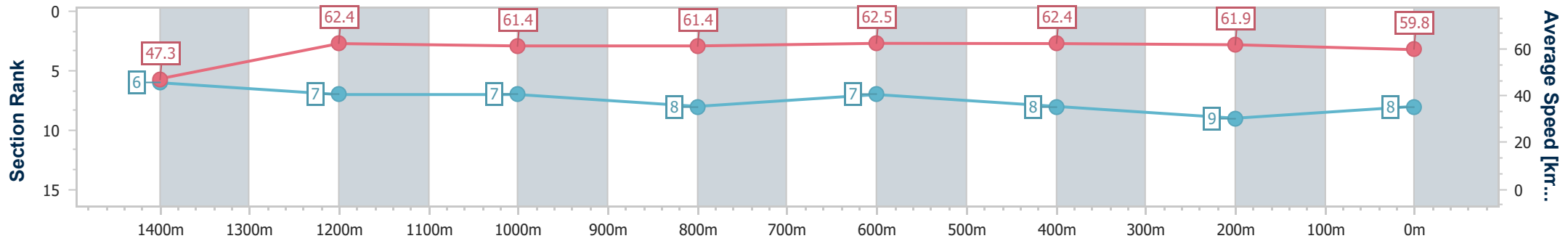
Mackay QLD Professional
Race 7: RACING AGAIN TUES 5TH SEPTEMBER BM60
Handicap - 1560m



22 August 2023 - 16:28

Track Rating: Good 4, Weather: Fine, Rail Position: +2m Entire

Section	Overall	1400m	1200m	1000m	800m	600m	400m	200m
Section Times	1:34.81 [8] (0:12.19)	1:22.62 [6] (0:11.79)	1:10.83 [7] (0:11.80)	0:59.03 [7] (0:11.85)	0:47.18 [8] (0:11.61)	0:35.57 [7] (0:11.82)	0:23.75 [8] (0:11.70)	0:12.05 [9] (0:12.05)
Average Speed [km/h]	47.3	62.4	61.4	61.4	62.5	62.4	61.9	59.8
Top Speed [km/h]	63.5	63.7	62.0	62.3	62.8	63.1	62.6	61.8
Avg. Dist. to Rail [m]	8.1	4.2	3.7	2.7	2.5	2.9	4.1	6.3
Avg. Stride Freq. [Hz]	2.2	2.4	2.3	2.3	2.3	2.3	2.3	2.3
Avg. Stride Length [m]	5.8	7.2	7.4	7.2	7.4	7.5	7.5	7.2



- [] Ranking at each section and finish
- .-.- No data available at this section
- NA No data available



Horse/Jockey Name	Demurrall
Final Rank	9
Fastest Section Time (Section)	0:11.60 (800m)
Top Speed [km/h] (Section)	63.7 (800m)
Race State	Finished



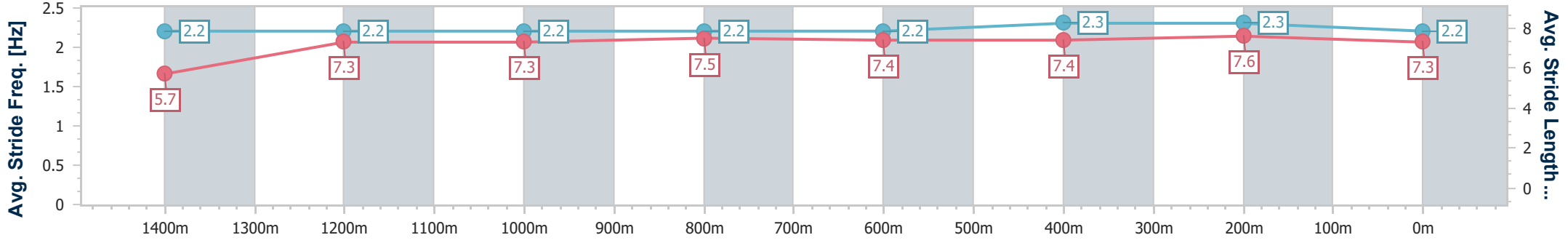
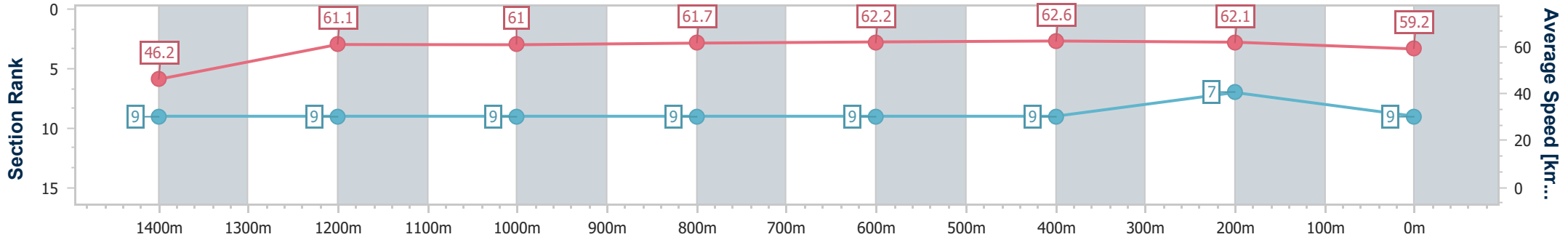
Mackay QLD Professional
Race 7: RACING AGAIN TUES 5TH SEPTEMBER BM60
Handicap - 1560m



22 August 2023 - 16:28

Track Rating: Good 4, Weather: Fine, Rail Position: +2m Entire

Section	Overall	1400m	1200m	1000m	800m	600m	400m	200m
Section Times	1:34.90 [9] (0:12.48)	1:22.42 [9] (0:11.85)	1:10.57 [9] (0:11.84)	0:58.73 [9] (0:11.70)	0:47.03 [9] (0:11.60)	0:35.43 [9] (0:11.63)	0:23.80 [9] (0:11.63)	0:12.17 [7] (0:12.17)
Average Speed [km/h]	46.2	61.1	61.0	61.7	62.2	62.6	62.1	59.2
Top Speed [km/h]	60.0	62.4	61.4	62.5	63.7	63.1	63.5	62.0
Avg. Dist. to Rail [m]	3.2	1.5	1.2	1.0	1.1	1.3	2.6	3.0
Avg. Stride Freq. [Hz]	2.2	2.2	2.2	2.2	2.2	2.3	2.3	2.2
Avg. Stride Length [m]	5.7	7.3	7.3	7.5	7.4	7.4	7.6	7.3



- [] Ranking at each section and finish
- .-.- No data available at this section
- NA No data available



Horse/Jockey Name	Lifetime Quest
Final Rank	10
Fastest Section Time (Section)	0:11.62 (1400m)
Top Speed [km/h] (Section)	64.6 (Overall)
Race State	Finished



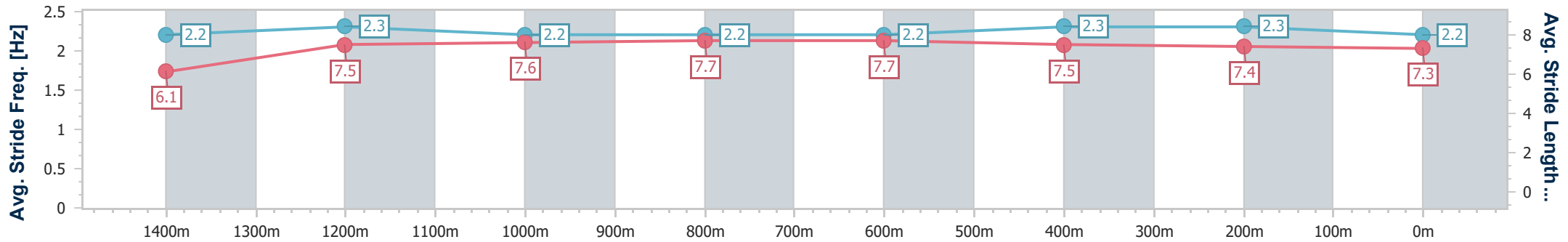
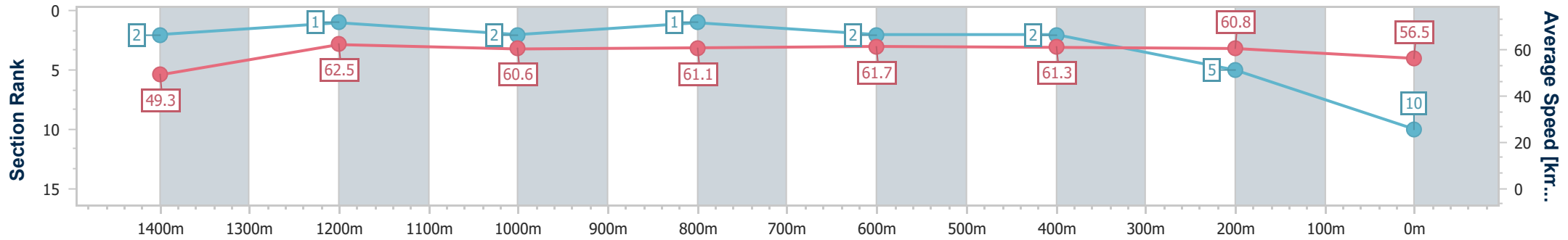
Mackay QLD Professional
Race 7: RACING AGAIN TUES 5TH SEPTEMBER BM60
Handicap - 1560m



22 August 2023 - 16:28

Track Rating: Good 4, Weather: Fine, Rail Position: +2m Entire

Section	Overall	1400m	1200m	1000m	800m	600m	400m	200m
Section Times	1:35.15 [10] (0:11.69)	1:23.46 [2] (0:11.62)	1:11.84 [1] (0:11.89)	0:59.95 [2] (0:11.78)	0:48.17 [1] (0:11.72)	0:36.45 [2] (0:11.85)	0:24.60 [2] (0:11.85)	0:12.75 [5] (0:12.75)
Average Speed [km/h]	49.3	62.5	60.6	61.1	61.7	61.3	60.8	56.5
Top Speed [km/h]	64.6	64.6	63.1	62.3	62.4	62.4	61.7	59.3
Avg. Dist. to Rail [m]	5.0	1.5	0.5	0.3	1.2	1.3	0.8	2.9
Avg. Stride Freq. [Hz]	2.2	2.3	2.2	2.2	2.2	2.3	2.3	2.2
Avg. Stride Length [m]	6.1	7.5	7.6	7.7	7.7	7.5	7.4	7.3



- [] Ranking at each section and finish
- .-.- No data available at this section
- NA No data available



Horse/Jockey Name	Duchess Adele
Final Rank	11
Fastest Section Time (Section)	0:11.58 (1400m)
Top Speed [km/h] (Section)	63.5 (1400m)
Race State	Finished



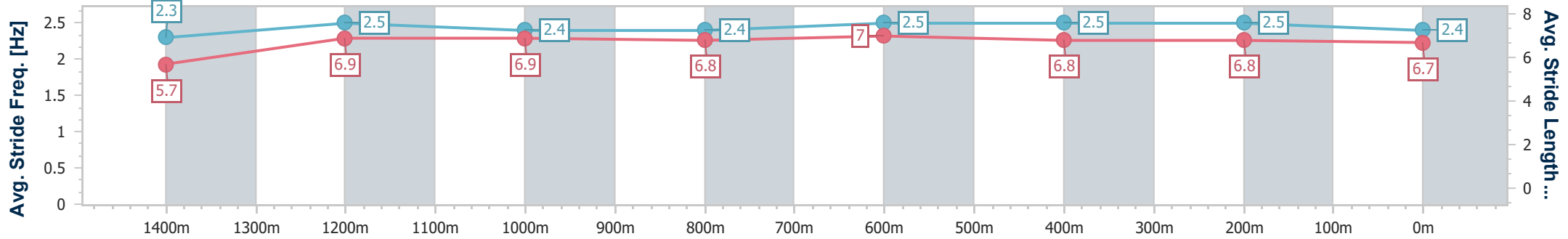
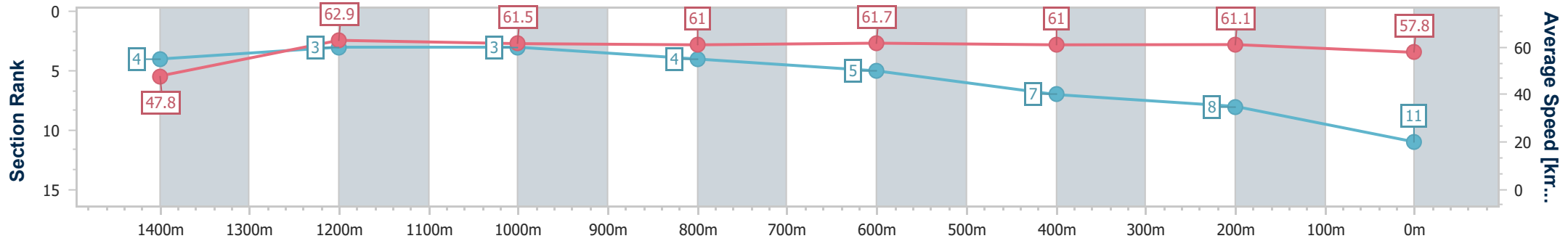
Mackay QLD Professional
Race 7: RACING AGAIN TUES 5TH SEPTEMBER BM60
Handicap - 1560m



22 August 2023 - 16:28

Track Rating: Good 4, Weather: Fine, Rail Position: +2m Entire

Section	Overall	1400m	1200m	1000m	800m	600m	400m	200m
Section Times	1:35.19 [11] (0:12.04)	1:23.15 [4] (0:11.58)	1:11.57 [3] (0:11.73)	0:59.84 [3] (0:11.90)	0:47.94 [4] (0:11.73)	0:36.21 [5] (0:11.96)	0:24.25 [7] (0:11.80)	0:12.45 [8] (0:12.45)
Average Speed [km/h]	47.8	62.9	61.5	61.0	61.7	61.0	61.1	57.8
Top Speed [km/h]	62.6	63.5	62.1	61.4	62.6	62.3	62.3	60.6
Avg. Dist. to Rail [m]	2.9	2.5	2.0	1.8	2.0	1.7	1.1	3.0
Avg. Stride Freq. [Hz]	2.3	2.5	2.4	2.4	2.5	2.5	2.5	2.4
Avg. Stride Length [m]	5.7	6.9	6.9	6.8	7.0	6.8	6.8	6.7



- [] Ranking at each section and finish
- .-.- No data available at this section
- NA No data available



Horse/Jockey Name	In Your Element
Final Rank	12
Fastest Section Time (Section)	0:11.64 (800m)
Top Speed [km/h] (Section)	63.3 (600m)
Race State	Finished



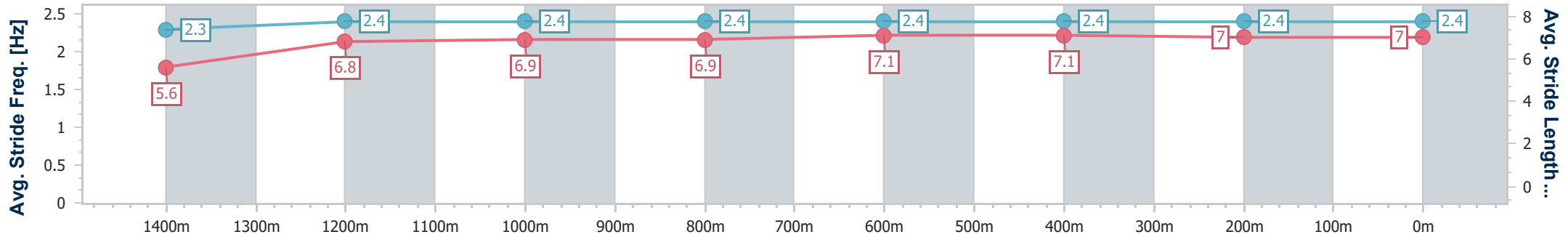
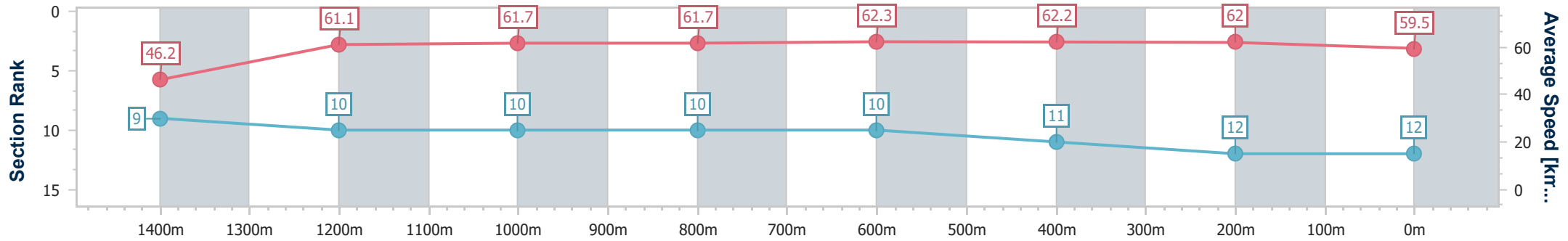
Mackay QLD Professional
Race 7: RACING AGAIN TUES 5TH SEPTEMBER BM60
Handicap - 1560m



22 August 2023 - 16:28

Track Rating: Good 4, Weather: Fine, Rail Position: +2m Entire

Section	Overall	1400m	1200m	1000m	800m	600m	400m	200m
Section Times	1:35.21 [12] (0:12.48)	1:22.73 [9] (0:11.98)	1:10.75 [10] (0:11.72)	0:59.03 [10] (0:11.71)	0:47.32 [10] (0:11.64)	0:35.68 [10] (0:11.85)	0:23.83 [11] (0:11.71)	0:12.12 [12] (0:12.12)
Average Speed [km/h]	46.2	61.1	61.7	61.7	62.3	62.2	62.0	59.5
Top Speed [km/h]	59.5	62.1	62.8	62.8	63.2	63.3	62.8	61.8
Avg. Dist. to Rail [m]	9.2	3.4	2.1	1.9	1.8	3.0	5.4	7.5
Avg. Stride Freq. [Hz]	2.3	2.4	2.4	2.4	2.4	2.4	2.4	2.4
Avg. Stride Length [m]	5.6	6.8	6.9	6.9	7.1	7.1	7.0	7.0



- [] Ranking at each section and finish
- .-.- No data available at this section
- NA No data available