



Mackay QLD Professional

Race 6: LADBROKES COMMUNITIES Class 3 Handicap - 1100m



MACKAY TURF CLUB
Ooralea Racecourse

22 August 2023 - 15:47

Track Rating: Good 4, Weather: Fine, Rail Position: +2m Entire

Section													Last 600m	
Field Times		Overall	1000m	800m	600m	400m	200m						0:34.75	
		1:03.86 (0:07.99)	0:55.87 (0:10.56)	0:45.31 (0:10.56)	0:34.75 (0:11.28)	0:23.47 (0:11.46)	0:12.01 (0:12.01)							
Rank	TAB	Horse/Jockey	Barrier	Top Speed [km/h]	Fastest Section								Margin	Distance Travelled [m]
1	9	TRACK TALE McKenzie Apel	1	70.9 800m	0:08.08 Overall	1:03.86 [1] (0:08.08)	0:55.78 [5] (0:10.47)	0:45.31 [1] (0:10.57)	0:34.74 [3] (0:11.27)	0:23.47 [1] (0:11.46)	0:12.01 [1] (0:12.01)	1:03.86	0:34.74	
2	10	FLYING SHAMUS Adrian Layt	14	69.0 800m	0:08.26 Overall	1:03.89 [2] (0:08.26)	0:55.63 [6] (0:10.74)	0:44.89 [7] (0:10.77)	0:34.12 [8] (0:11.27)	0:22.85 [8] (0:11.10)	0:11.75 [4] (0:11.75)	0.2L	0:34.12	+6
3	5	STRONACH Scott Sheargold	10	69.2 800m	0:07.99 Overall	1:03.90 [3] (0:07.99)	0:55.91 [1] (0:10.83)	0:45.08 [5] (0:10.73)	0:34.35 [6] (0:11.26)	0:23.09 [7] (0:11.24)	0:11.85 [3] (0:11.85)	0.3L	0:34.35	+6
4	4	NIC ME SOME Ryan Wiggins	8	69.4 1000m	0:08.47 Overall	1:04.05 [4] (0:08.47)	0:55.58 [8] (0:10.90)	0:44.68 [10] (0:10.72)	0:33.96 [9] (0:11.24)	0:22.72 [10] (0:11.06)	0:11.66 [9] (0:11.66)	1.1L	0:33.96	+4
5	11	PEGGIE BOOM Brooke Johnson	3	70.5 800m	0:08.35 Overall	1:04.23 [5] (0:08.35)	0:55.88 [7] (0:10.58)	0:45.30 [6] (0:10.43)	0:34.87 [4] (0:11.29)	0:23.58 [4] (0:11.54)	0:12.04 [5] (0:12.04)	2.1L	0:34.87	+0
6	6	DENIMS Nikki Olzard	2	70.7 1000m	0:08.55 Overall	1:04.41 [6] (0:08.55)	0:55.86 [10] (0:10.53)	0:45.33 [8] (0:10.57)	0:34.76 [7] (0:11.09)	0:23.67 [5] (0:11.56)	0:12.11 [7] (0:12.11)	3.1L	0:34.76	-3
7	8	CHALKLEY Erin Molloy	4	70.5 800m	0:08.02 Overall	1:04.55 [7] (0:08.02)	0:56.53 [2] (0:10.74)	0:45.79 [4] (0:10.65)	0:35.14 [5] (0:11.35)	0:23.79 [6] (0:11.58)	0:12.21 [8] (0:12.21)	3.9L	0:35.14	+6
8	3	THE KRONE Adam Sewell	13	70.9 1000m	0:08.07 Overall	1:04.87 [8] (0:08.07)	0:56.80 [4] (0:10.51)	0:46.29 [2] (0:10.53)	0:35.76 [2] (0:11.39)	0:24.37 [3] (0:11.73)	0:12.64 [6] (0:12.64)	5.7L	0:35.76	+10
9	7	LADY RAIN Jackson Murphy	9	69.6 1000m	0:08.63 Overall	1:04.95 [9] (0:08.63)	0:56.32 [11] (0:11.00)	0:45.32 [11] (0:10.77)	0:34.55 [11] (0:11.12)	0:23.43 [11] (0:11.26)	0:12.17 [10] (0:12.17)	6.2L	0:34.55	+6
10	2	SUPER FAST Justin Stanley	7	70.0 800m	0:08.02 Overall	1:05.20 [10] (0:08.02)	0:57.18 [3] (0:10.63)	0:46.55 [3] (0:10.46)	0:36.09 [1] (0:11.34)	0:24.75 [2] (0:11.58)	0:13.17 [2] (0:13.17)	7.5L	0:36.09	+5

Scratched: Spellcatcher (#1), Schatzi (#13), Private Sector (#14)

Report Created: Tue 22 August 2023 16:20 GMT+1 (Note: Timing is based on position data)

Page 1/13

[] Ranking at each section and finish
 -:-:- No data available at this section
 NA No data available
 SCN Saddle cloth number
 DNF Did not finish
 DNT Did not track

data processed by TRIPLES DATA



Mackay QLD Professional

Race 6: LADBROKES COMMUNITIES Class 3 Handicap - 1100m

22 August 2023 - 15:47



MACKAY TURF CLUB
Ooralea Racecourse

Track Rating: Good 4, Weather: Fine, Rail Position: +2m Entire

Section		Overall	1000m	800m	600m	400m	200m	Last 600m					
Field Times		1:03.86 (0:07.99)	0:55.87 (0:10.56)	0:45.31 (0:10.56)	0:34.75 (0:11.28)	0:23.47 (0:11.46)	0:12.01 (0:12.01)	0:34.75					
Rank	TAB Horse/Jockey	Barrier	Top Speed [km/h]	Fastest Section							Margin	Distance Travelled [m]	
11	12 ALLANON Nathan Day	5	69.4 1000m	0:08.49 Overall	1:05.36 [11] (0:08.49)	0:56.87 [9] (0:10.84)	0:46.03 [9] (0:10.78)	0:35.25 [10] (0:11.19)	0:24.06 [9] (0:11.52)	0:12.54 [11] (0:12.54)	8.3L	0:35.25	+1

Scratched: Spellcatcher (#1), Schatzi (#13), Private Sector (#14)



Horse/Jockey Name	Track Tale
Final Rank	1
Fastest Section Time (Section)	0:08.08 (Overall)
Top Speed [km/h] (Section)	70.9 (800m)
Race State	Finished



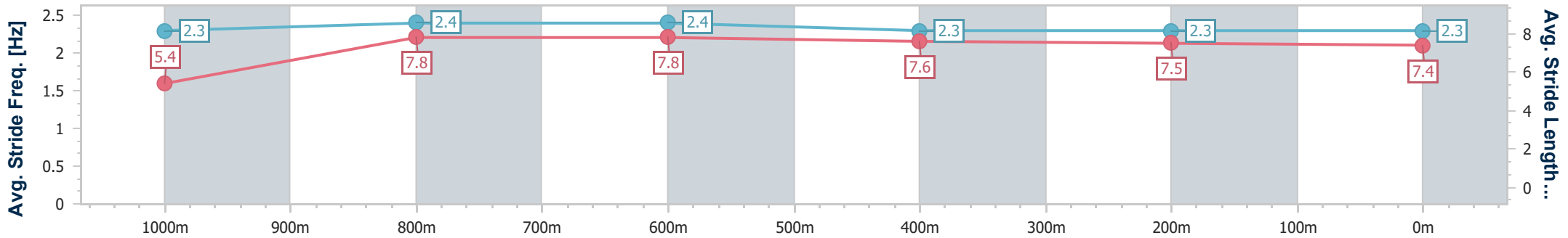
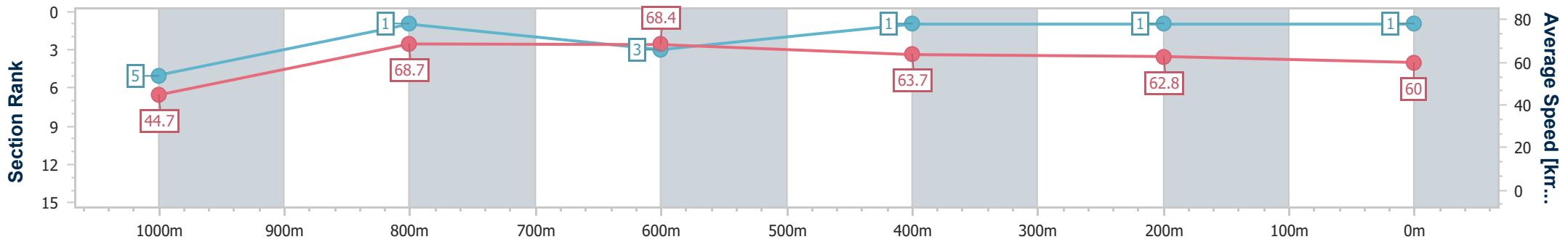
Mackay QLD Professional
Race 6: LADBROKES COMMUNITIES Class 3 Handicap - 1100m



22 August 2023 - 15:47

Track Rating: Good 4, Weather: Fine, Rail Position: +2m Entire

Section	Overall	1000m	800m	600m	400m	200m
Section Times	1:03.86 [1] (0:08.08)	0:55.78 [5] (0:10.47)	0:45.31 [1] (0:10.57)	0:34.74 [3] (0:11.27)	0:23.47 [1] (0:11.46)	0:12.01 [1] (0:12.01)
Average Speed [km/h]	44.7	68.7	68.4	63.7	62.8	60.0
Top Speed [km/h]	65.2	70.6	70.9	66.1	63.6	63.3
Avg. Dist. to Rail [m]	1.6	0.3	1.1	0.4	1.3	4.1
Avg. Stride Freq. [Hz]	2.3	2.4	2.4	2.3	2.3	2.3
Avg. Stride Length [m]	5.4	7.8	7.8	7.6	7.5	7.4



- [] Ranking at each section and finish
- .-.- No data available at this section
- NA No data available



Horse/Jockey Name	Flying Shamus
Final Rank	2
Fastest Section Time (Section)	0:08.26 (Overall)
Top Speed [km/h] (Section)	69.0 (800m)
Race State	Finished



Mackay QLD Professional

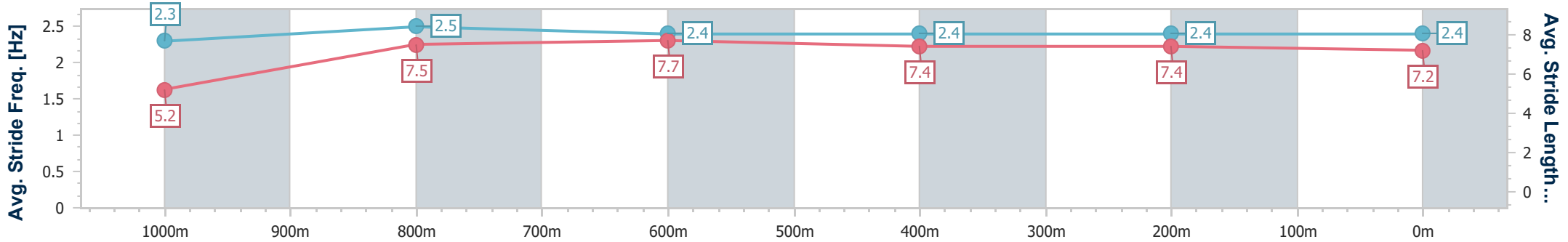
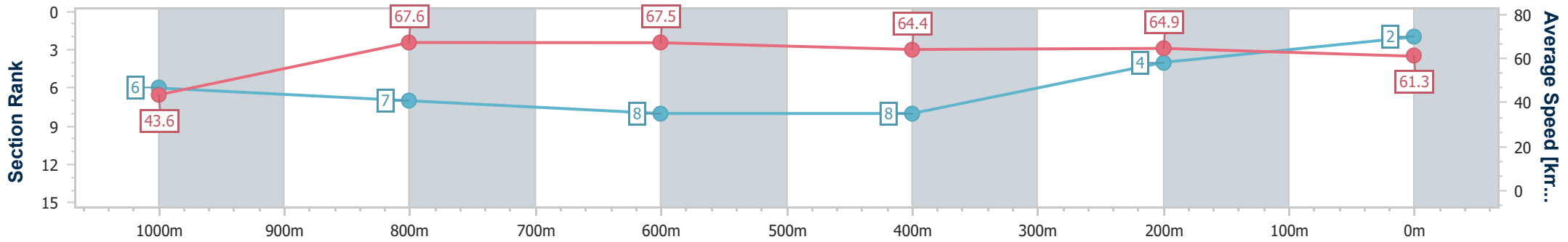
Race 6: LADBROKES COMMUNITIES Class 3 Handicap - 1100m

22 August 2023 - 15:47

Track Rating: Good 4, Weather: Fine, Rail Position: +2m Entire



Section	Overall	1000m	800m	600m	400m	200m
Section Times	1:03.89 [2] (0:08.26)	0:55.63 [6] (0:10.74)	0:44.89 [7] (0:10.77)	0:34.12 [8] (0:11.27)	0:22.85 [8] (0:11.10)	0:11.75 [4]
Average Speed [km/h]	43.6	67.6	67.5	64.4	64.9	61.3
Top Speed [km/h]	64.6	68.2	69.0	64.9	67.1	64.5
Avg. Dist. to Rail [m]	9.9	2.6	3.0	1.0	2.5	5.6
Avg. Stride Freq. [Hz]	2.3	2.5	2.4	2.4	2.4	2.4
Avg. Stride Length [m]	5.2	7.5	7.7	7.4	7.4	7.2



- [] Ranking at each section and finish
- .-.- No data available at this section
- NA No data available



Horse/Jockey Name	Stronach
Final Rank	3
Fastest Section Time (Section)	0:07.99 (Overall)
Top Speed [km/h] (Section)	69.2 (800m)
Race State	Finished



Mackay QLD Professional

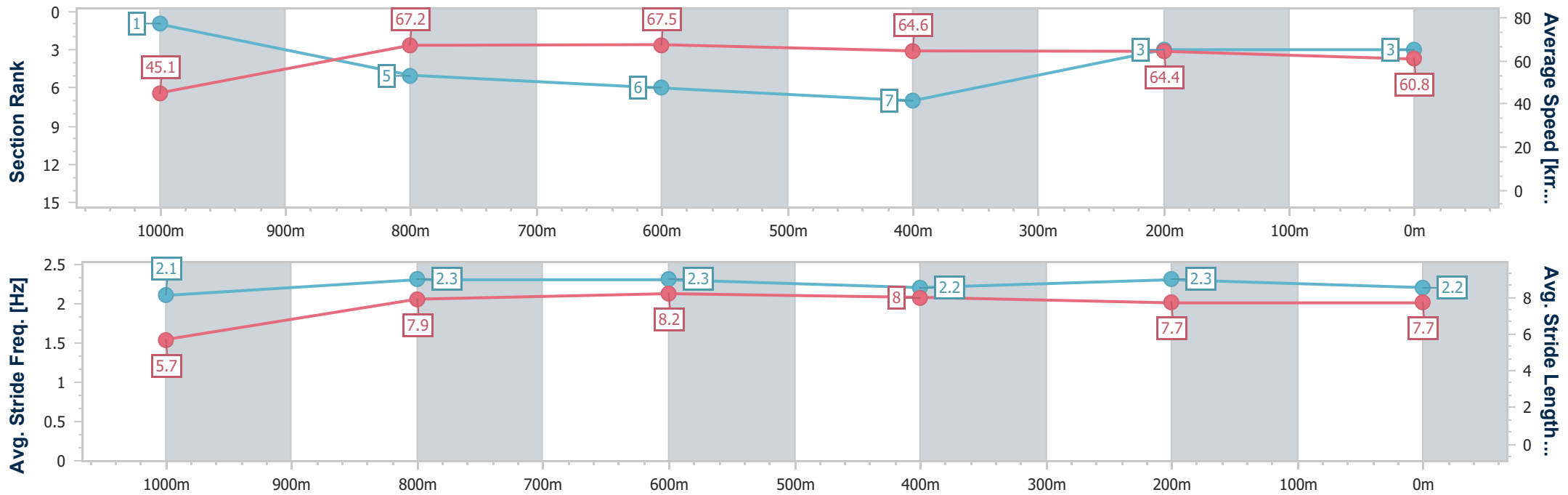
Race 6: LADBROKES COMMUNITIES Class 3 Handicap - 1100m

22 August 2023 - 15:47

Track Rating: Good 4, Weather: Fine, Rail Position: +2m Entire



Section	Overall	1000m	800m	600m	400m	200m
Section Times	1:03.90 [3] (0:07.99)	0:55.91 [1] (0:10.83)	0:45.08 [5] (0:10.73)	0:34.35 [6] (0:11.26)	0:23.09 [7] (0:11.24)	0:11.85 [3] (0:11.85)
Average Speed [km/h]	45.1	67.2	67.5	64.6	64.4	60.8
Top Speed [km/h]	65.6	68.7	69.2	65.1	65.7	63.9
Avg. Dist. to Rail [m]	8.7	2.9	1.9	1.3	3.2	5.3
Avg. Stride Freq. [Hz]	2.1	2.3	2.3	2.2	2.3	2.2
Avg. Stride Length [m]	5.7	7.9	8.2	8.0	7.7	7.7



- [] Ranking at each section and finish
- .-.- No data available at this section
- NA No data available



Horse/Jockey Name	Nic Me Some
Final Rank	4
Fastest Section Time (Section)	0:08.47 (Overall)
Top Speed [km/h] (Section)	69.4 (1000m)
Race State	Finished



Mackay QLD Professional

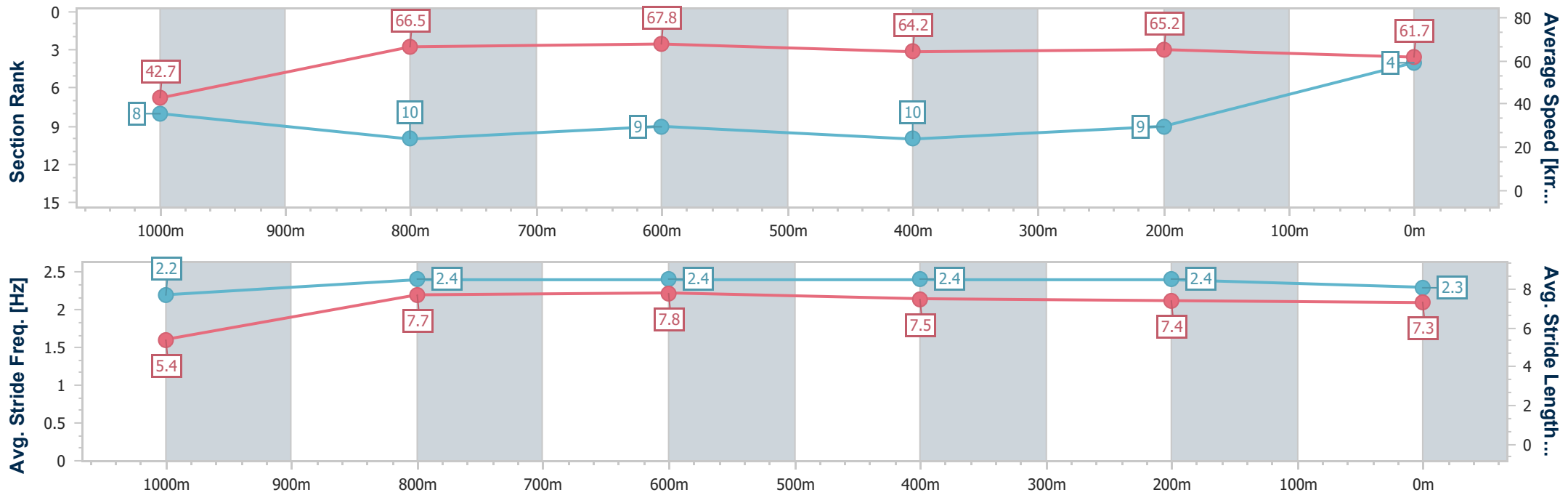
Race 6: LADBROKES COMMUNITIES Class 3 Handicap - 1100m

22 August 2023 - 15:47

Track Rating: Good 4, Weather: Fine, Rail Position: +2m Entire



Section	Overall	1000m	800m	600m	400m	200m
Section Times	1:04.05 [4] (0:08.47)	0:55.58 [8] (0:10.90)	0:44.68 [10] (0:10.72)	0:33.96 [9] (0:11.24)	0:22.72 [10] (0:11.06)	0:11.66 [9]
Average Speed [km/h]	42.7	66.5	67.8	64.2	65.2	61.7
Top Speed [km/h]	62.2	69.4	69.1	66.3	66.3	65.8
Avg. Dist. to Rail [m]	7.1	2.2	2.4	0.6	2.0	2.0
Avg. Stride Freq. [Hz]	2.2	2.4	2.4	2.4	2.4	2.3
Avg. Stride Length [m]	5.4	7.7	7.8	7.5	7.4	7.3



- [] Ranking at each section and finish
- .-.- No data available at this section
- NA No data available



Horse/Jockey Name	Peggie Boom
Final Rank	5
Fastest Section Time (Section)	0:08.35 (Overall)
Top Speed [km/h] (Section)	70.5 (800m)
Race State	Finished



Mackay QLD Professional

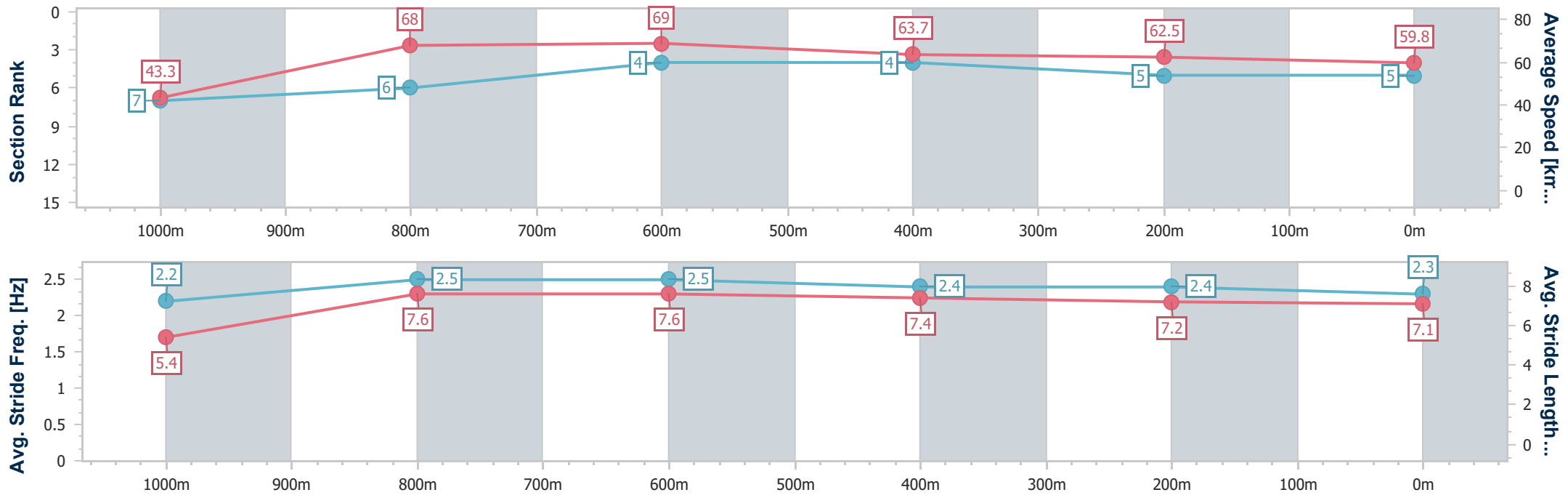
Race 6: LADBROKES COMMUNITIES Class 3 Handicap - 1100m

22 August 2023 - 15:47

Track Rating: Good 4, Weather: Fine, Rail Position: +2m Entire



Section	Overall	1000m	800m	600m	400m	200m
Section Times	1:04.23 [5] (0:08.35)	0:55.88 [7] (0:10.58)	0:45.30 [6] (0:10.43)	0:34.87 [4] (0:11.29)	0:23.58 [4] (0:11.54)	0:12.04 [5] (0:12.04)
Average Speed [km/h]	43.3	68.0	69.0	63.7	62.5	59.8
Top Speed [km/h]	63.8	70.0	70.5	66.1	63.9	62.6
Avg. Dist. to Rail [m]	2.9	0.4	0.3	0.7	2.1	2.1
Avg. Stride Freq. [Hz]	2.2	2.5	2.5	2.4	2.4	2.3
Avg. Stride Length [m]	5.4	7.6	7.6	7.4	7.2	7.1



- [] Ranking at each section and finish
- .-.- No data available at this section
- NA No data available



Horse/Jockey Name	Denims
Final Rank	6
Fastest Section Time (Section)	0:08.55 (Overall)
Top Speed [km/h] (Section)	70.7 (1000m)
Race State	Finished



Mackay QLD Professional

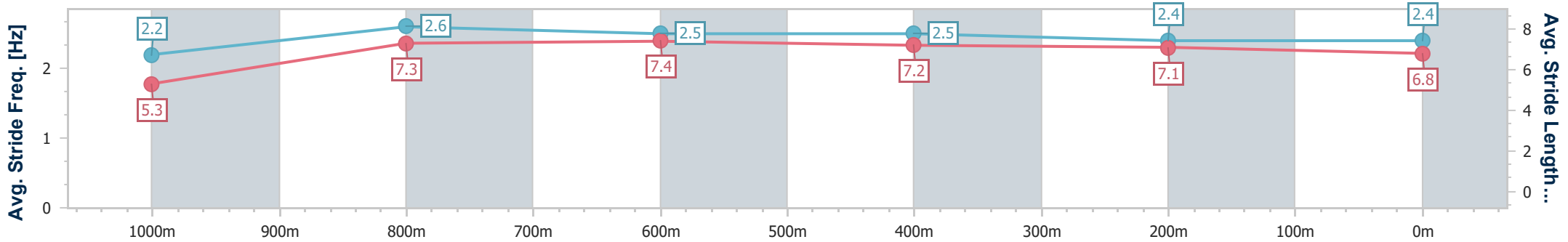
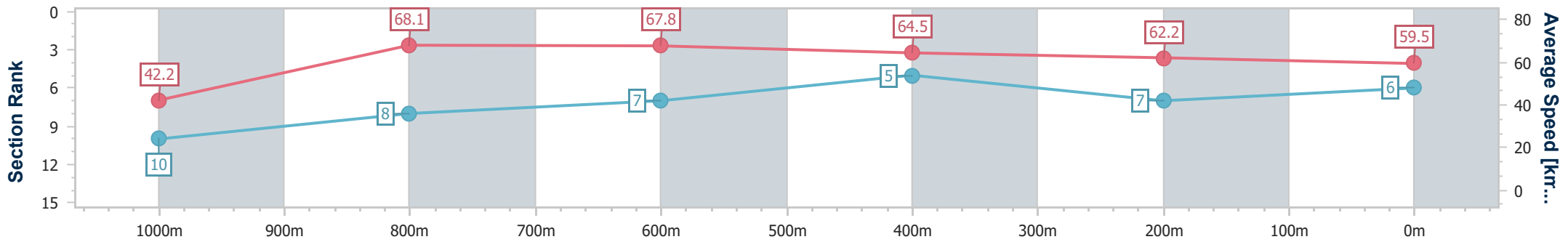
Race 6: LADBROKES COMMUNITIES Class 3 Handicap - 1100m

22 August 2023 - 15:47

Track Rating: Good 4, Weather: Fine, Rail Position: +2m Entire



Section	Overall	1000m	800m	600m	400m	200m
Section Times	1:04.41 [6] (0:08.55)	0:55.86 [10] (0:10.53)	0:45.33 [8] (0:10.57)	0:34.76 [7] (0:11.09)	0:23.67 [5] (0:11.56)	0:12.11 [7]
Average Speed [km/h]	42.2	68.1	67.8	64.5	62.2	59.5
Top Speed [km/h]	65.6	70.7	70.6	66.2	63.1	61.7
Avg. Dist. to Rail [m]	2.5	0.8	1.3	0.9	0.3	0.7
Avg. Stride Freq. [Hz]	2.2	2.6	2.5	2.5	2.4	2.4
Avg. Stride Length [m]	5.3	7.3	7.4	7.2	7.1	6.8



- [] Ranking at each section and finish
- .-.- No data available at this section
- NA No data available



Horse/Jockey Name	Chalkley
Final Rank	7
Fastest Section Time (Section)	0:08.02 (Overall)
Top Speed [km/h] (Section)	70.5 (800m)
Race State	Finished



Mackay QLD Professional

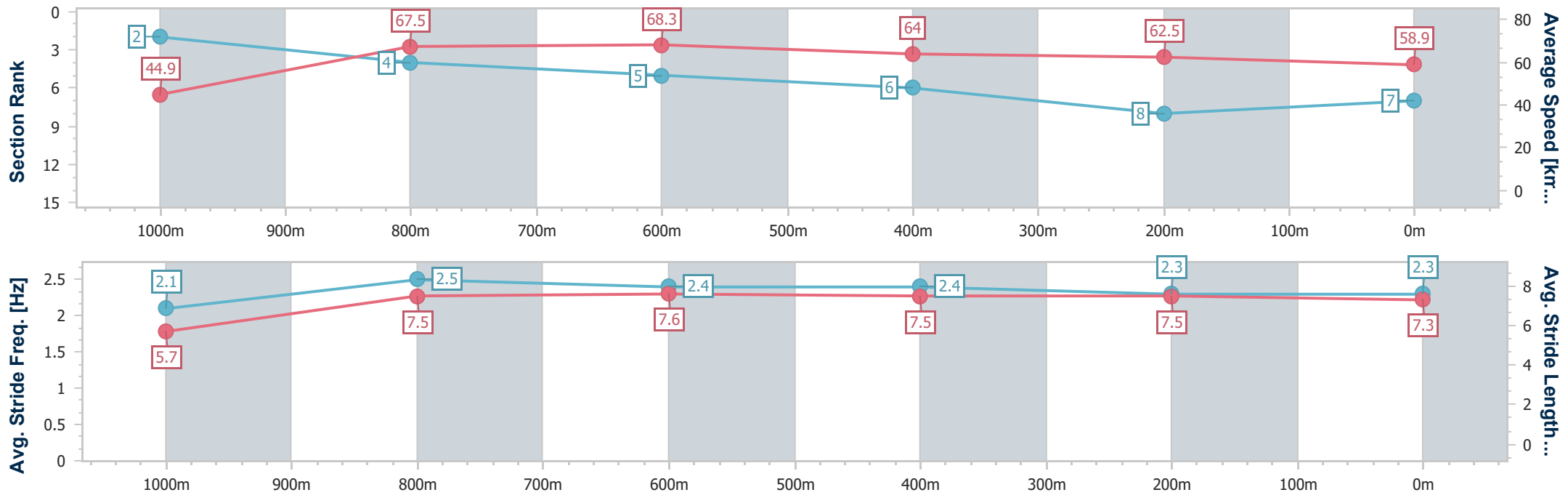
Race 6: LADBROKES COMMUNITIES Class 3 Handicap - 1100m

22 August 2023 - 15:47

Track Rating: Good 4, Weather: Fine, Rail Position: +2m Entire



Section	Overall	1000m	800m	600m	400m	200m
Section Times	1:04.55 [7] (0:08.02)	0:56.53 [2] (0:10.74)	0:45.79 [4] (0:10.65)	0:35.14 [5] (0:11.35)	0:23.79 [6] (0:11.58)	0:12.21 [8] (0:12.21)
Average Speed [km/h]	44.9	67.5	68.3	64.0	62.5	58.9
Top Speed [km/h]	64.9	69.4	70.5	67.4	63.5	61.6
Avg. Dist. to Rail [m]	3.9	2.0	2.7	1.4	1.4	1.7
Avg. Stride Freq. [Hz]	2.1	2.5	2.4	2.4	2.3	2.3
Avg. Stride Length [m]	5.7	7.5	7.6	7.5	7.5	7.3



- [] Ranking at each section and finish
- .-.- No data available at this section
- NA No data available



Horse/Jockey Name	The Krone
Final Rank	8
Fastest Section Time (Section)	0:08.07 (Overall)
Top Speed [km/h] (Section)	70.9 (1000m)
Race State	Finished



Mackay QLD Professional

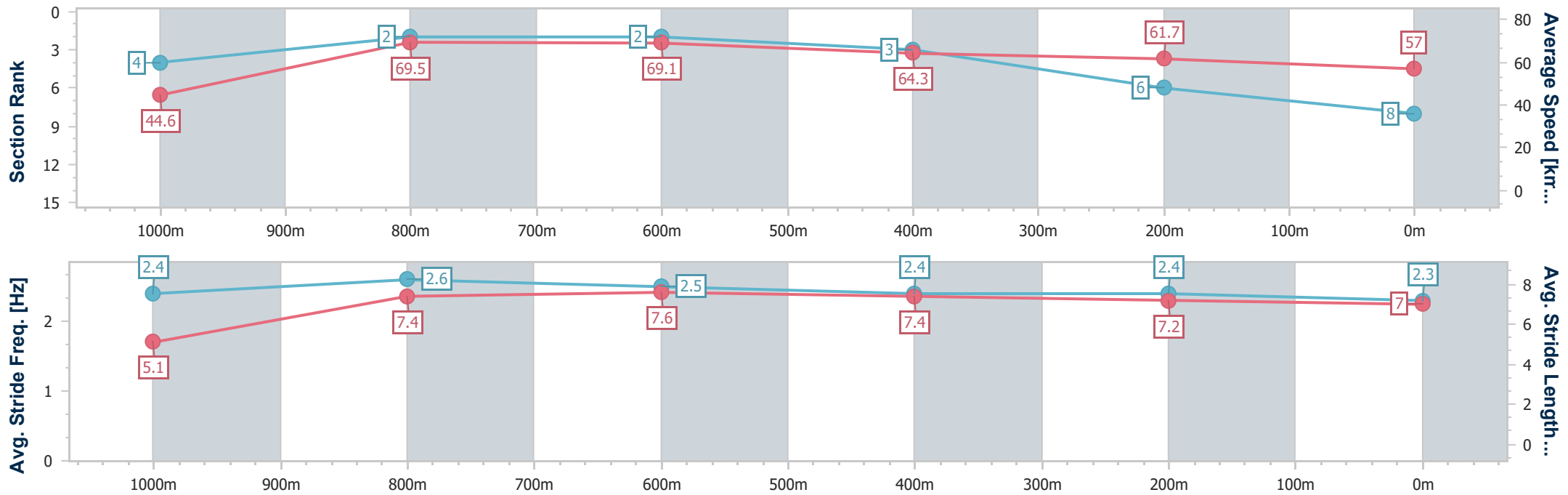
Race 6: LADBROKES COMMUNITIES Class 3 Handicap - 1100m

22 August 2023 - 15:47

Track Rating: Good 4, Weather: Fine, Rail Position: +2m Entire



Section	Overall	1000m	800m	600m	400m	200m
Section Times	1:04.87 [8] (0:08.07)	0:56.80 [4] (0:10.51)	0:46.29 [2] (0:10.53)	0:35.76 [2] (0:11.39)	0:24.37 [3] (0:11.73)	0:12.64 [6] (0:12.64)
Average Speed [km/h]	44.6	69.5	69.1	64.3	61.7	57.0
Top Speed [km/h]	65.7	70.9	70.0	66.7	62.6	60.9
Avg. Dist. to Rail [m]	10.0	4.5	3.6	2.3	3.0	4.8
Avg. Stride Freq. [Hz]	2.4	2.6	2.5	2.4	2.4	2.3
Avg. Stride Length [m]	5.1	7.4	7.6	7.4	7.2	7.0



- [] Ranking at each section and finish
- .-.- No data available at this section
- NA No data available



Horse/Jockey Name	Lady Rain
Final Rank	9
Fastest Section Time (Section)	0:08.63 (Overall)
Top Speed [km/h] (Section)	69.6 (1000m)
Race State	Finished



Mackay QLD Professional

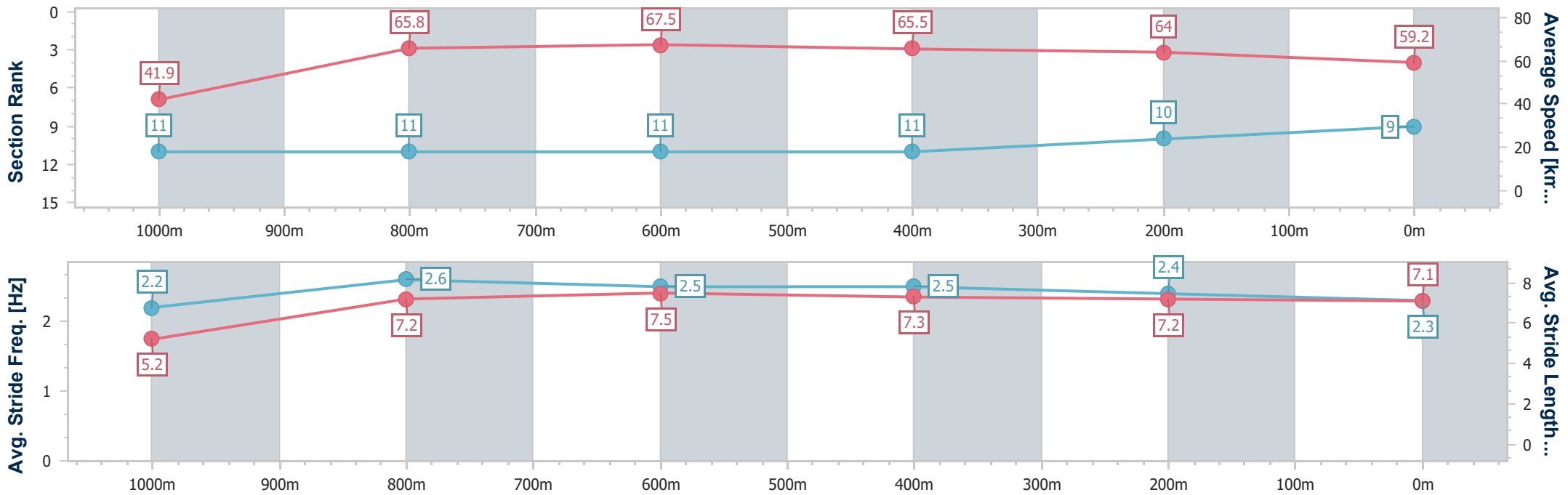
Race 6: LADBROKES COMMUNITIES Class 3 Handicap - 1100m

22 August 2023 - 15:47

Track Rating: Good 4, Weather: Fine, Rail Position: +2m Entire



Section	Overall	1000m	800m	600m	400m	200m
Section Times	1:04.95 [9] (0:08.63)	0:56.32 [11] (0:11.00)	0:45.32 [11] (0:10.77)	0:34.55 [11] (0:11.12)	0:23.43 [11] (0:11.26)	0:12.17 [10] (0:12.17)
Average Speed [km/h]	41.9	65.8	67.5	65.5	64.0	59.2
Top Speed [km/h]	60.3	69.6	69.2	66.3	65.5	61.8
Avg. Dist. to Rail [m]	7.6	1.8	2.5	1.5	2.4	5.3
Avg. Stride Freq. [Hz]	2.2	2.6	2.5	2.5	2.4	2.3
Avg. Stride Length [m]	5.2	7.2	7.5	7.3	7.2	7.1



- [] Ranking at each section and finish
- .-.- No data available at this section
- NA No data available



Horse/Jockey Name	Super Fast
Final Rank	10
Fastest Section Time (Section)	0:08.02 (Overall)
Top Speed [km/h] (Section)	70.0 (800m)
Race State	Finished



Mackay QLD Professional

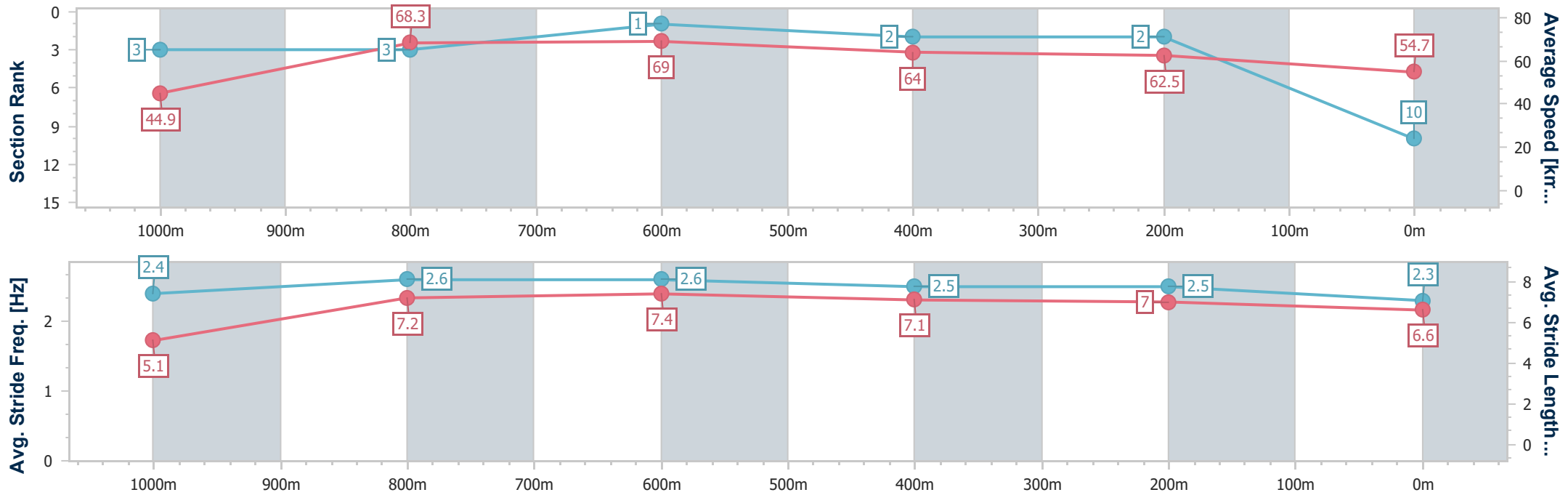
Race 6: LADBROKES COMMUNITIES Class 3 Handicap - 1100m

22 August 2023 - 15:47

Track Rating: Good 4, Weather: Fine, Rail Position: +2m Entire



Section	Overall	1000m	800m	600m	400m	200m
Section Times	1:05.20 [10] (0:08.02)	0:57.18 [3] (0:10.63)	0:46.55 [3] (0:10.46)	0:36.09 [1] (0:11.34)	0:24.75 [2] (0:11.58)	0:13.17 [2]
Average Speed [km/h]	44.9	68.3	69.0	64.0	62.5	54.7
Top Speed [km/h]	65.3	69.5	70.0	67.3	63.7	61.7
Avg. Dist. to Rail [m]	6.3	2.3	1.3	1.2	3.7	3.9
Avg. Stride Freq. [Hz]	2.4	2.6	2.6	2.5	2.5	2.3
Avg. Stride Length [m]	5.1	7.2	7.4	7.1	7.0	6.6



- [] Ranking at each section and finish
- .-.- No data available at this section
- NA No data available



Horse/Jockey Name	Allanon
Final Rank	11
Fastest Section Time (Section)	0:08.49 (Overall)
Top Speed [km/h] (Section)	69.4 (1000m)
Race State	Finished



Mackay QLD Professional

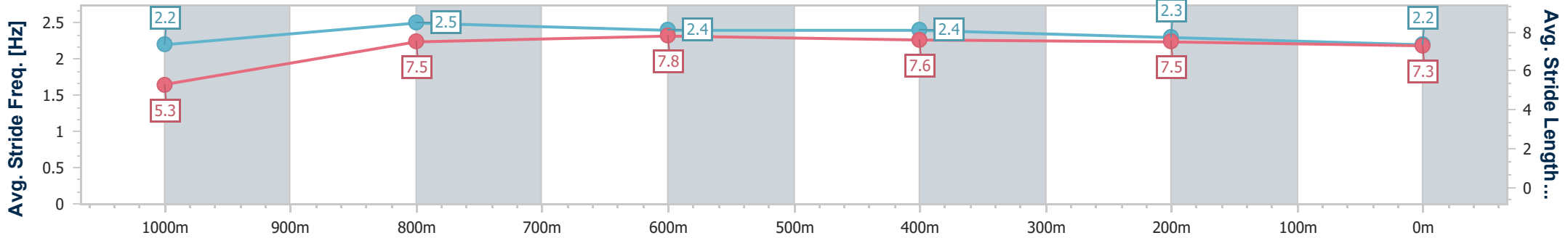
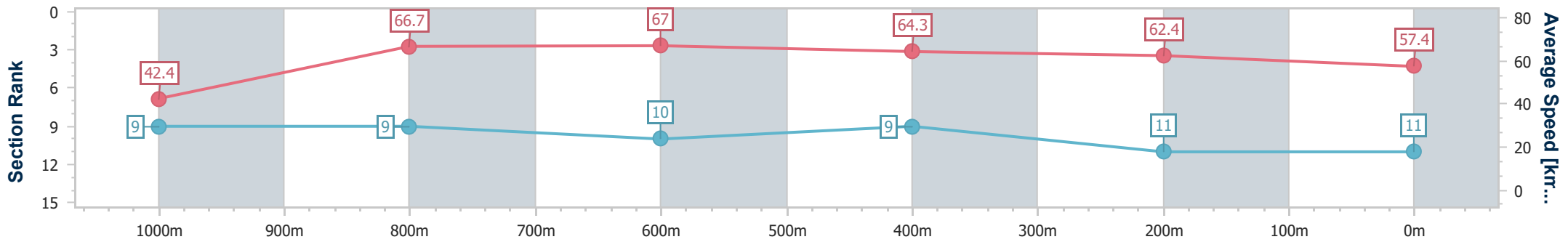
Race 6: LADBROKES COMMUNITIES Class 3 Handicap - 1100m

22 August 2023 - 15:47

Track Rating: Good 4, Weather: Fine, Rail Position: +2m Entire



Section	Overall	1000m	800m	600m	400m	200m
Section Times	1:05.36 [11] (0:08.49)	0:56.87 [9] (0:10.84)	0:46.03 [9] (0:10.78)	0:35.25 [10] (0:11.19)	0:24.06 [9] (0:11.52)	0:12.54 [11] (0:12.54)
Average Speed [km/h]	42.4	66.7	67.0	64.3	62.4	57.4
Top Speed [km/h]	62.2	69.4	69.3	65.3	63.2	62.2
Avg. Dist. to Rail [m]	5.3	1.4	1.0	0.3	1.4	3.2
Avg. Stride Freq. [Hz]	2.2	2.5	2.4	2.4	2.3	2.2
Avg. Stride Length [m]	5.3	7.5	7.8	7.6	7.5	7.3



- [] Ranking at each section and finish
- .-.- No data available at this section
- NA No data available