



Toowoomba QLD Professional

Race 1: JOE WAGNER GROUP Maiden Handicap - 1300m

19 August 2023 - 17:20



Track Rating: Good 4, Weather: Fine, Rail Position: +2m Entire

Section		Overall	1200m	1000m	800m	600m	400m	Last 600m				
Field Times		1:20.76 (0:08.76)	1:12.00 (0:11.27)	1:00.73 (0:11.66)	0:49.07 (0:12.36)	0:36.71 (0:12.16)	0:24.55 (0:12.14)	0:36.71				
Rank	TAB Horse/Jockey	Barrier	Top Speed [km/h]	Fastest Section							Distance Travelled [m]	
1	1 THE RIGHT WAY Alisha Donald	12	65.8 1200m	0:08.79 Overall	1:20.76 [1] (0:08.79)	1:11.97 [2] (0:11.28)	1:00.69 [2] (0:11.89)	0:48.80 [2] (0:12.31)	0:36.49 [3] (0:12.16)	0:24.33 [3] (0:12.12)	0:36.49	
2	12 MOTION SENSOR Wanderson D'Avila	5	65.8 1200m	0:08.86 Overall	1:20.77 [2] (0:08.86)	1:11.91 [5] (0:11.42)	1:00.49 [4] (0:11.88)	0:48.61 [4] (0:12.33)	0:36.28 [4] (0:12.12)	0:24.16 [5] (0:11.99)	0:36.28	+0
3	10 IS SWEET Dan McGillivray	11	65.4 1200m	0:08.76 Overall	1:20.77 [3] (0:08.76)	1:12.01 [1] (0:11.27)	1:00.74 [1] (0:11.66)	0:49.08 [1] (0:12.36)	0:36.72 [1] (0:12.16)	0:24.56 [1] (0:12.14)	0:36.72	-8
4	3 CRYPTIC VERSE Anthony Allen	3	65.2 1200m	0:08.84 Overall	1:21.03 [4] (0:08.84)	1:12.19 [3] (0:11.33)	1:00.86 [3] (0:11.80)	0:49.06 [3] (0:12.23)	0:36.83 [2] (0:12.22)	0:24.61 [2] (0:12.21)	0:36.83	-6
5	11 ROMANTIC THOUGHTS Adin Thompson	8	64.2 1200m	0:08.93 Overall	1:21.10 [5] (0:08.93)	1:12.17 [6] (0:11.61)	1:00.56 [6] (0:11.88)	0:48.68 [6] (0:12.23)	0:36.45 [6] (0:11.88)	0:24.57 [4] (0:12.11)	0:36.45	-2
6	2 POWER PACK Kenji Yoshida	10	64.9 1200m	0:09.19 Overall	1:22.00 [6] (0:09.19)	1:12.81 [7] (0:11.57)	1:01.24 [7] (0:11.95)	0:49.29 [8] (0:12.20)	0:37.09 [8] (0:12.35)	0:24.74 [8] (0:12.54)	0:37.09	-1
7	9 OAKVALE LASS Matthew McGillivray	1	63.8 1200m	0:09.24 Overall	1:22.19 [7] (0:09.24)	1:12.95 [8] (0:11.56)	1:01.39 [8] (0:11.80)	0:49.59 [7] (0:12.27)	0:37.32 [7] (0:12.38)	0:24.94 [7] (0:12.33)	0:37.32	-5
8	6 LIZA IN LIGHTS Girish Goomany	7	63.1 1200m	0:09.26 Overall	1:22.54 [8] (0:09.26)	1:13.28 [9] (0:11.73)	1:01.55 [9] (0:11.94)	0:49.61 [9] (0:12.18)	0:37.43 [9] (0:12.32)	0:25.11 [9] (0:12.40)	0:37.43	-5
9	5 TRIPLESEE Sariah Champkin	6	63.1 1200m	0:09.57 Overall	1:22.67 [9] (0:09.57)	1:13.10 [10] (0:11.85)	1:01.25 [10] (0:12.13)	0:49.12 [10] (0:12.00)	0:37.12 [10] (0:12.20)	0:24.92 [10] (0:12.26)	0:37.12	-9
10	7 PINK HOUSES Madeleine Wishart	2	63.4 1200m	0:08.84 Overall	1:23.18 [10] (0:08.84)	1:14.34 [4] (0:11.52)	1:02.82 [5] (0:11.91)	0:50.91 [5] (0:12.33)	0:38.58 [5] (0:12.45)	0:26.13 [6] (0:12.72)	0:38.58	-4

Scratched: Too Much Makeup (#4), Stella Rosa (#8), Sudden Suspect (#13)

Report Created: Sat 19 August 2023 18:14 GMT+1 (Note: Timing is based on position data)

Page 1/12

[] Ranking at each section and finish
 -:-:- No data available at this section
 NA No data available

SCN Saddle cloth number
 DNF Did not finish
 DNT Did not track

data processed by TRIPLESDATA



Toowoomba QLD Professional

Race 1: JOE WAGNER GROUP Maiden Handicap - 1300m

19 August 2023 - 17:20



Track Rating: Good 4, Weather: Fine, Rail Position: +2m Entire

Section				200m				Last 600m	
Field Times				0:12.41 (0:12.41)				0:36.71	
Rank	TAB	Horse/Jockey	Barrier	Top Speed [km/h]	Fastest Section	Margin			Distance Travelled [m]
1	1	THE RIGHT WAY Alisha Donald	12	65.8 1200m	0:08.79 Overall	0:12.21 [2] (0:12.21)	1:20.76		0:36.49
2	12	MOTION SENSOR Wanderson D'Avila	5	65.8 1200m	0:08.86 Overall	0:12.17 [3] (0:12.17)	0.1L		0:36.28 +0
3	10	IS SWEET Dan McGillivray	11	65.4 1200m	0:08.76 Overall	0:12.42 [1] (0:12.42)	0.2L		0:36.72 -8
4	3	CRYPTIC VERSE Anthony Allen	3	65.2 1200m	0:08.84 Overall	0:12.40 [4] (0:12.40)	1.7L		0:36.83 -6
5	11	ROMANTIC THOUGHTS Adin Thompson	8	64.2 1200m	0:08.93 Overall	0:12.46 [5] (0:12.46)	2L		0:36.45 -2
6	2	POWER PACK Kenji Yoshida	10	64.9 1200m	0:09.19 Overall	0:12.20 [8] (0:12.20)	7.3L		0:37.09 -1
7	9	OAKVALE LASS Matthew McGillivray	1	63.8 1200m	0:09.24 Overall	0:12.61 [6] (0:12.61)	8.3L		0:37.32 -5
8	6	LIZA IN LIGHTS Girish Goomany	7	63.1 1200m	0:09.26 Overall	0:12.71 [9] (0:12.71)	10.3L		0:37.43 -5
9	5	TRIPLESEE Sariah Champkin	6	63.1 1200m	0:09.57 Overall	0:12.66 [10] (0:12.66)	11.1L		0:37.12 -9
10	7	PINK HOUSES Madeleine Wishart	2	63.4 1200m	0:08.84 Overall	0:13.41 [7] (0:13.41)	13.9L		0:38.58 -4

Scratched: Too Much Makeup (#4), Stella Rosa (#8), Sudden Suspect (#13)

[] Ranking at each section and finish
 -:-:- No data available at this section
 NA No data available

SCN Saddle cloth number
 DNF Did not finish
 DNT Did not track



Horse/Jockey Name	The Right Way
Final Rank	1
Fastest Section Time (Section)	0:08.79 (Overall)
Top Speed [km/h] (Section)	65.8 (1200m)
Race State	Finished



Toowoomba QLD Professional

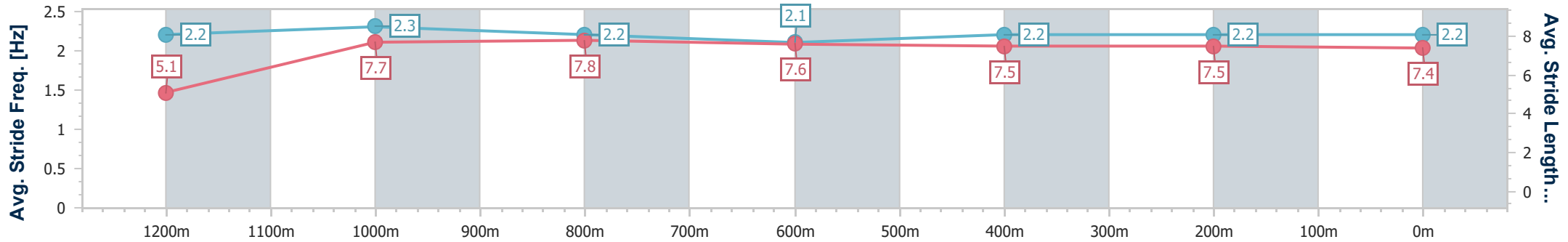
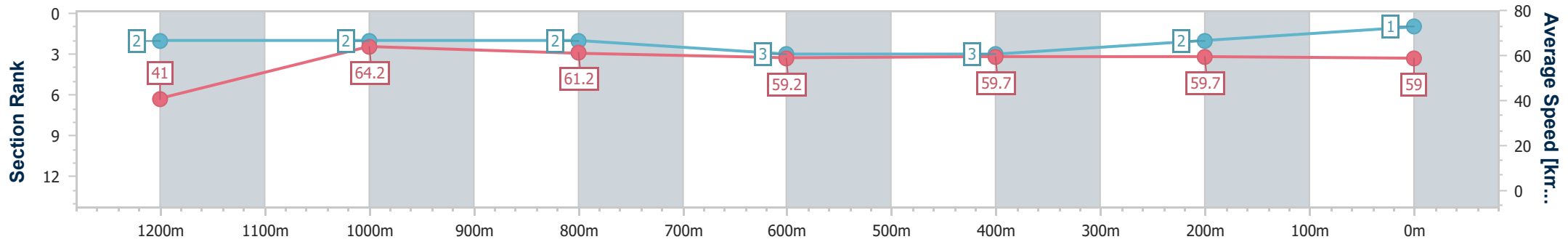
Race 1: JOE WAGNER GROUP Maiden Handicap - 1300m

19 August 2023 - 17:20



Track Rating: Good 4, Weather: Fine, Rail Position: +2m Entire

Section	Overall	1200m	1000m	800m	600m	400m	200m
Section Times	1:20.76 [1] (0:08.79)	1:11.97 [2] (0:11.28)	1:00.69 [2] (0:11.89)	0:48.80 [2] (0:12.31)	0:36.49 [3] (0:12.16)	0:24.33 [3] (0:12.12)	0:12.21 [2] (0:12.21)
Average Speed [km/h]	41.0	64.2	61.2	59.2	59.7	59.7	59.0
Top Speed [km/h]	61.6	65.8	62.1	59.8	60.5	60.4	59.8
Avg. Dist. to Rail [m]	12.7	5.4	3.6	3.2	1.8	1.5	2.6
Avg. Stride Freq. [Hz]	2.2	2.3	2.2	2.1	2.2	2.2	2.2
Avg. Stride Length [m]	5.1	7.7	7.8	7.6	7.5	7.5	7.4



- [] Ranking at each section and finish
- .-.- No data available at this section
- NA No data available



Horse/Jockey Name	Motion Sensor
Final Rank	2
Fastest Section Time (Section)	0:08.86 (Overall)
Top Speed [km/h] (Section)	65.8 (1200m)
Race State	Finished



Toowoomba QLD Professional

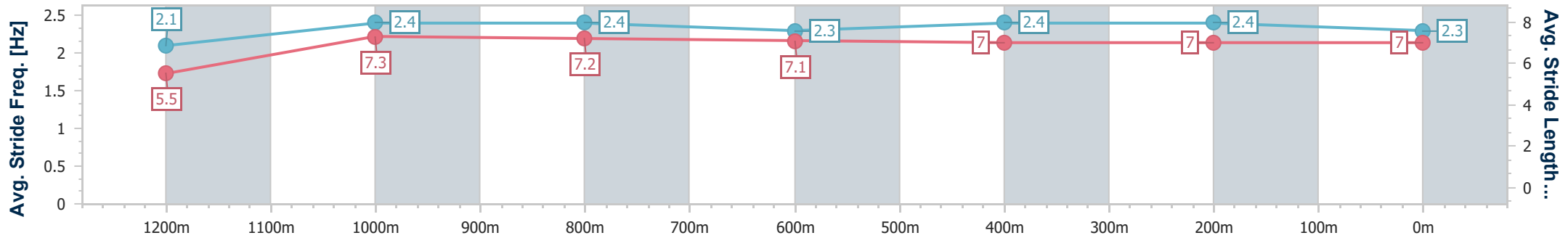
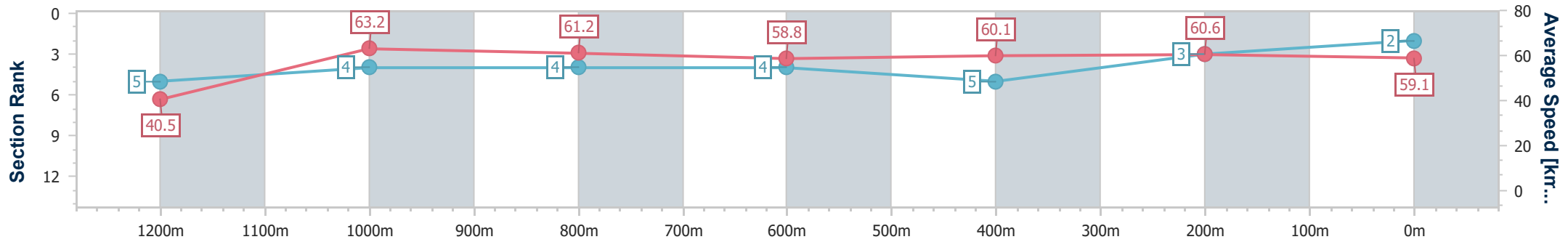
Race 1: JOE WAGNER GROUP Maiden Handicap - 1300m

19 August 2023 - 17:20



Track Rating: Good 4, Weather: Fine, Rail Position: +2m Entire

Section	Overall	1200m	1000m	800m	600m	400m	200m
Section Times	1:20.77 [2] (0:08.86)	1:11.91 [5] (0:11.42)	1:00.49 [4] (0:11.88)	0:48.61 [4] (0:12.33)	0:36.28 [4] (0:12.12)	0:24.16 [5] (0:11.99)	0:12.17 [3] (0:12.17)
Average Speed [km/h]	40.5	63.2	61.2	58.8	60.1	60.6	59.1
Top Speed [km/h]	59.2	65.8	62.6	60.3	61.3	61.9	60.3
Avg. Dist. to Rail [m]	8.0	4.0	3.1	2.8	1.9	3.1	4.2
Avg. Stride Freq. [Hz]	2.1	2.4	2.4	2.3	2.4	2.4	2.3
Avg. Stride Length [m]	5.5	7.3	7.2	7.1	7.0	7.0	7.0



- [] Ranking at each section and finish
- .-.- No data available at this section
- NA No data available



Horse/Jockey Name	Is Sweet
Final Rank	3
Fastest Section Time (Section)	0:08.76 (Overall)
Top Speed [km/h] (Section)	65.4 (1200m)
Race State	Finished



Toowoomba QLD Professional

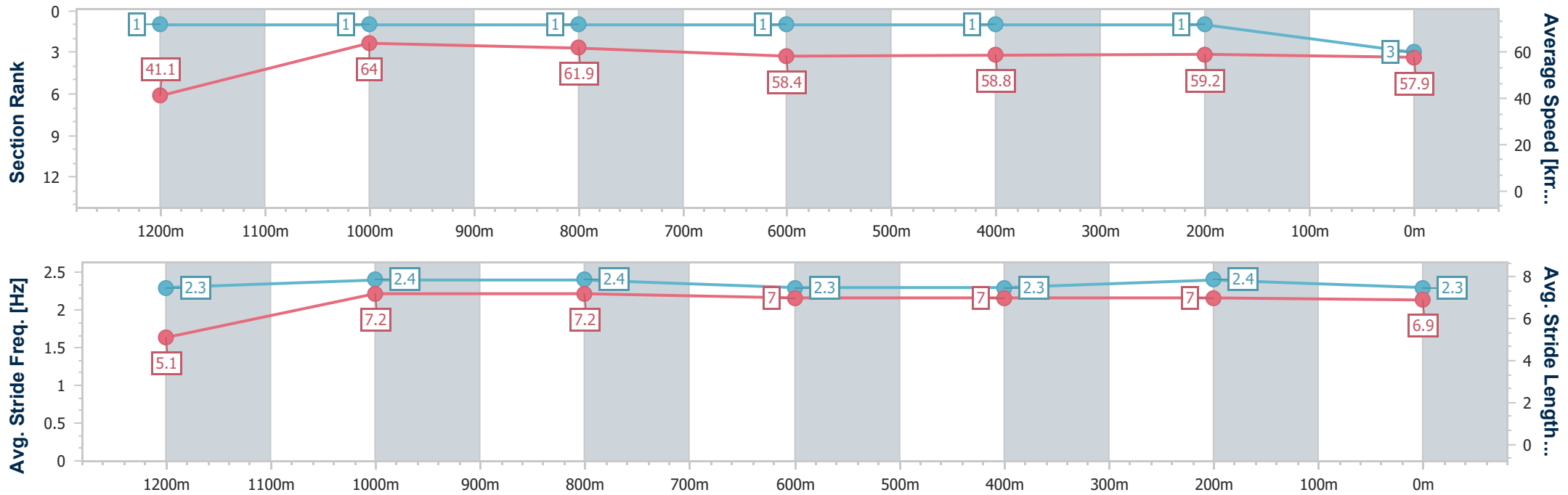
Race 1: JOE WAGNER GROUP Maiden Handicap - 1300m

19 August 2023 - 17:20



Track Rating: Good 4, Weather: Fine, Rail Position: +2m Entire

Section	Overall	1200m	1000m	800m	600m	400m	200m
Section Times	1:20.77 [3] (0:08.76)	1:12.01 [1] (0:11.27)	1:00.74 [1] (0:11.66)	0:49.08 [1] (0:12.36)	0:36.72 [1] (0:12.16)	0:24.56 [1] (0:12.14)	0:12.42 [1] (0:12.42)
Average Speed [km/h]	41.1	64.0	61.9	58.4	58.8	59.2	57.9
Top Speed [km/h]	62.9	65.4	63.6	60.4	60.4	59.9	58.2
Avg. Dist. to Rail [m]	11.4	3.1	1.1	0.4	0.9	1.0	1.3
Avg. Stride Freq. [Hz]	2.3	2.4	2.4	2.3	2.3	2.4	2.3
Avg. Stride Length [m]	5.1	7.2	7.2	7.0	7.0	7.0	6.9



- [] Ranking at each section and finish
- .-.- No data available at this section
- NA No data available



Horse/Jockey Name	Cryptic Verse
Final Rank	4
Fastest Section Time (Section)	0:08.84 (Overall)
Top Speed [km/h] (Section)	65.2 (1200m)
Race State	Finished



Toowoomba QLD Professional

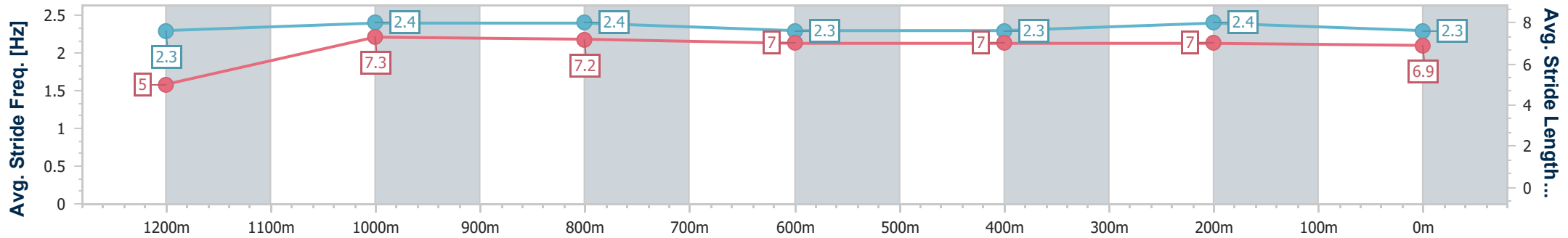
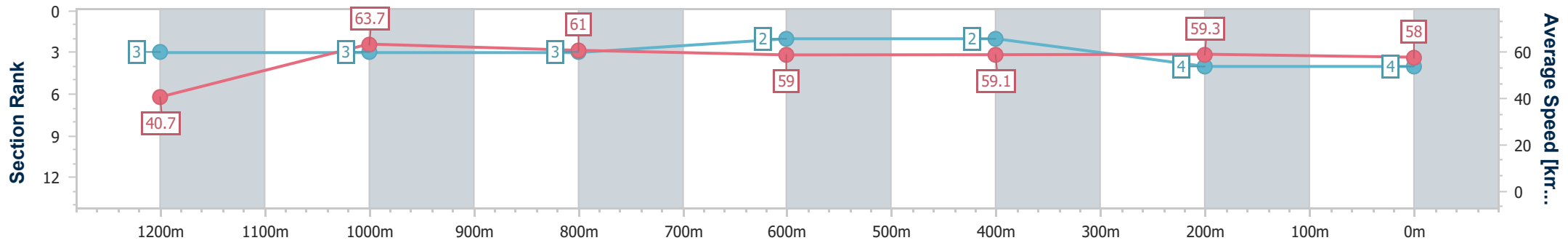
Race 1: JOE WAGNER GROUP Maiden Handicap - 1300m

19 August 2023 - 17:20



Track Rating: Good 4, Weather: Fine, Rail Position: +2m Entire

Section	Overall	1200m	1000m	800m	600m	400m	200m
Section Times	1:21.03 [4] (0:08.84)	1:12.19 [3] (0:11.33)	1:00.86 [3] (0:11.80)	0:49.06 [3] (0:12.23)	0:36.83 [2] (0:12.22)	0:24.61 [2] (0:12.21)	0:12.40 [4] (0:12.40)
Average Speed [km/h]	40.7	63.7	61.0	59.0	59.1	59.3	58.0
Top Speed [km/h]	62.4	65.2	62.9	60.2	59.6	60.0	58.7
Avg. Dist. to Rail [m]	6.9	1.8	0.4	1.1	1.0	1.5	1.0
Avg. Stride Freq. [Hz]	2.3	2.4	2.4	2.3	2.3	2.4	2.3
Avg. Stride Length [m]	5.0	7.3	7.2	7.0	7.0	7.0	6.9



- [] Ranking at each section and finish
- .-.- No data available at this section
- NA No data available



Horse/Jockey Name	Romantic Thoughts
Final Rank	5
Fastest Section Time (Section)	0:08.93 (Overall)
Top Speed [km/h] (Section)	64.2 (1200m)
Race State	Finished



Toowoomba QLD Professional

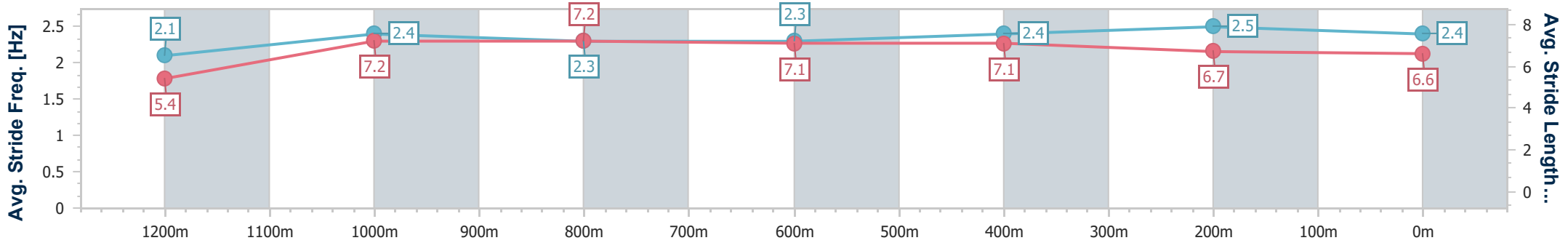
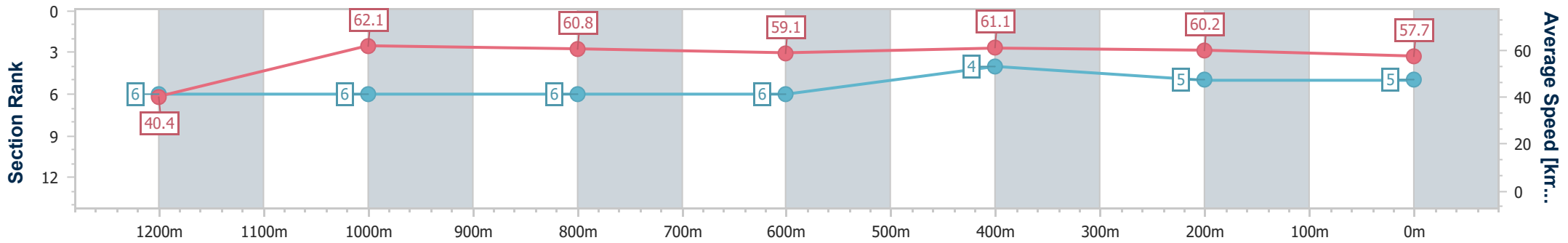
Race 1: JOE WAGNER GROUP Maiden Handicap - 1300m

19 August 2023 - 17:20



Track Rating: Good 4, Weather: Fine, Rail Position: +2m Entire

Section	Overall	1200m	1000m	800m	600m	400m	200m
Section Times	1:21.10 [5] (0:08.93)	1:12.17 [6] (0:11.61)	1:00.56 [6] (0:11.88)	0:48.68 [6] (0:12.23)	0:36.45 [6] (0:11.88)	0:24.57 [4] (0:12.11)	0:12.46 [5] (0:12.46)
Average Speed [km/h]	40.4	62.1	60.8	59.1	61.1	60.2	57.7
Top Speed [km/h]	60.3	64.2	62.0	61.2	61.8	61.6	59.9
Avg. Dist. to Rail [m]	9.1	4.0	1.4	1.3	1.6	4.4	5.6
Avg. Stride Freq. [Hz]	2.1	2.4	2.3	2.3	2.4	2.5	2.4
Avg. Stride Length [m]	5.4	7.2	7.2	7.1	7.1	6.7	6.6



- [] Ranking at each section and finish
- .-.- No data available at this section
- NA No data available



Horse/Jockey Name	Power Pack
Final Rank	6
Fastest Section Time (Section)	0:09.19 (Overall)
Top Speed [km/h] (Section)	64.9 (1200m)
Race State	Finished



Toowoomba QLD Professional

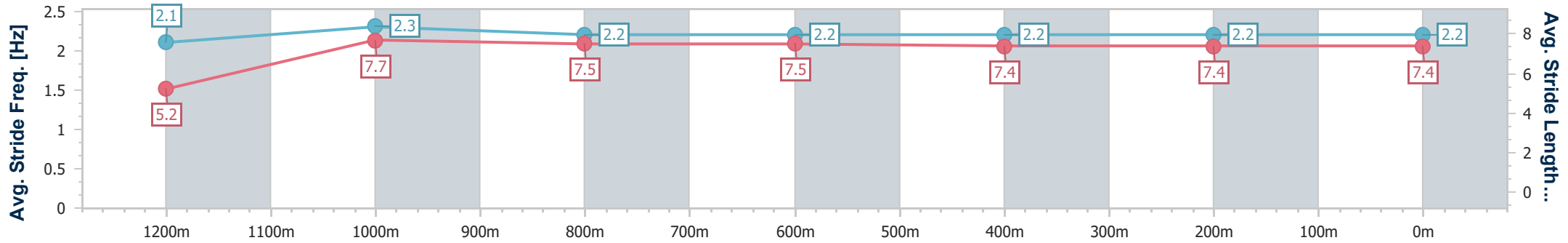
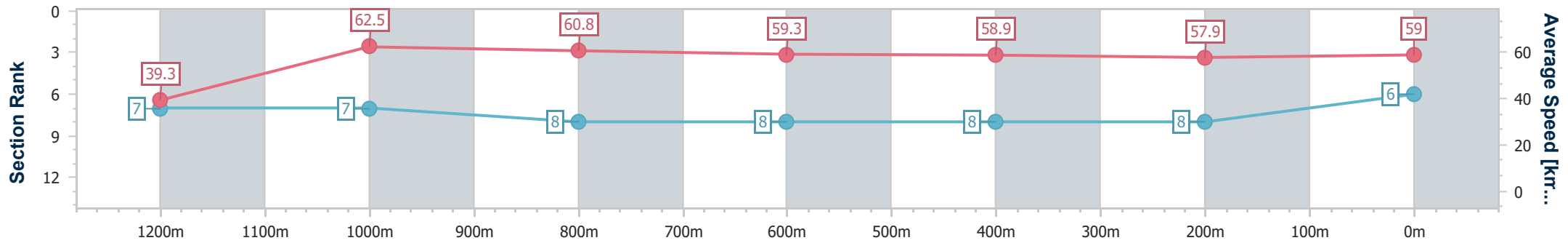
Race 1: JOE WAGNER GROUP Maiden Handicap - 1300m

19 August 2023 - 17:20



Track Rating: Good 4, Weather: Fine, Rail Position: +2m Entire

Section	Overall	1200m	1000m	800m	600m	400m	200m
Section Times	1:22.00 [6] (0:09.19)	1:12.81 [7] (0:11.57)	1:01.24 [7] (0:11.95)	0:49.29 [8] (0:12.20)	0:37.09 [8] (0:12.35)	0:24.74 [8] (0:12.54)	0:12.20 [8] (0:12.20)
Average Speed [km/h]	39.3	62.5	60.8	59.3	58.9	57.9	59.0
Top Speed [km/h]	59.4	64.9	61.3	60.7	60.0	59.2	60.1
Avg. Dist. to Rail [m]	10.1	4.4	2.4	2.0	1.7	3.1	4.6
Avg. Stride Freq. [Hz]	2.1	2.3	2.2	2.2	2.2	2.2	2.2
Avg. Stride Length [m]	5.2	7.7	7.5	7.5	7.4	7.4	7.4



- [] Ranking at each section and finish
- .-.- No data available at this section
- NA No data available



Horse/Jockey Name	Oakvale Lass
Final Rank	7
Fastest Section Time (Section)	0:09.24 (Overall)
Top Speed [km/h] (Section)	63.8 (1200m)
Race State	Finished



Toowoomba QLD Professional

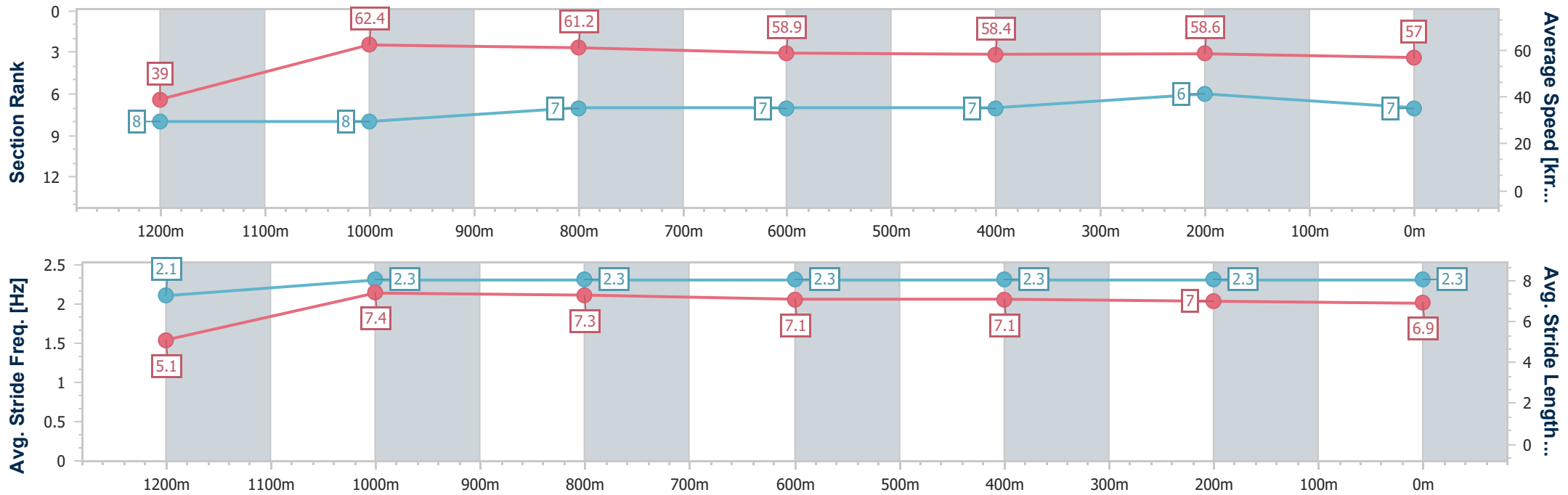
Race 1: JOE WAGNER GROUP Maiden Handicap - 1300m

19 August 2023 - 17:20



Track Rating: Good 4, Weather: Fine, Rail Position: +2m Entire

Section	Overall	1200m	1000m	800m	600m	400m	200m
Section Times	1:22.19 [7] (0:09.24)	1:12.95 [8] (0:11.56)	1:01.39 [8] (0:11.80)	0:49.59 [7] (0:12.27)	0:37.32 [7] (0:12.38)	0:24.94 [7] (0:12.33)	0:12.61 [6] (0:12.61)
Average Speed [km/h]	39.0	62.4	61.2	58.9	58.4	58.6	57.0
Top Speed [km/h]	61.9	63.8	63.3	60.0	59.3	59.4	58.6
Avg. Dist. to Rail [m]	5.5	2.9	1.5	1.1	0.9	2.1	5.3
Avg. Stride Freq. [Hz]	2.1	2.3	2.3	2.3	2.3	2.3	2.3
Avg. Stride Length [m]	5.1	7.4	7.3	7.1	7.1	7.0	6.9



- [] Ranking at each section and finish
- .-.- No data available at this section
- NA No data available



Horse/Jockey Name	Liza In Lights
Final Rank	8
Fastest Section Time (Section)	0:09.26 (Overall)
Top Speed [km/h] (Section)	63.1 (1200m)
Race State	Finished



Toowoomba QLD Professional

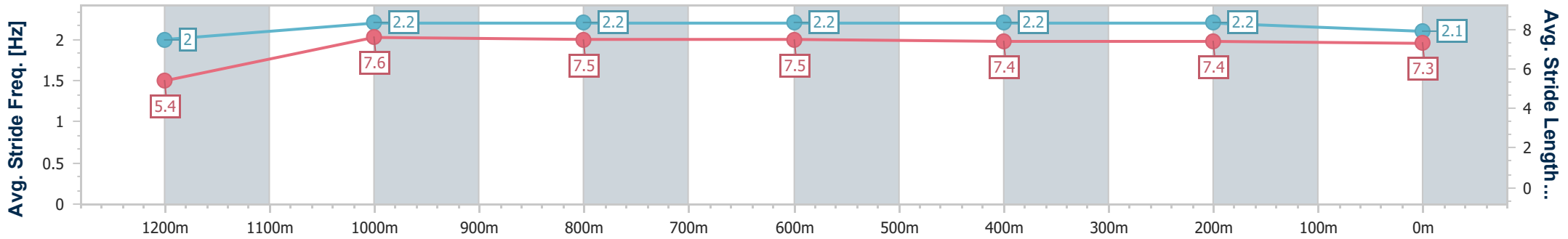
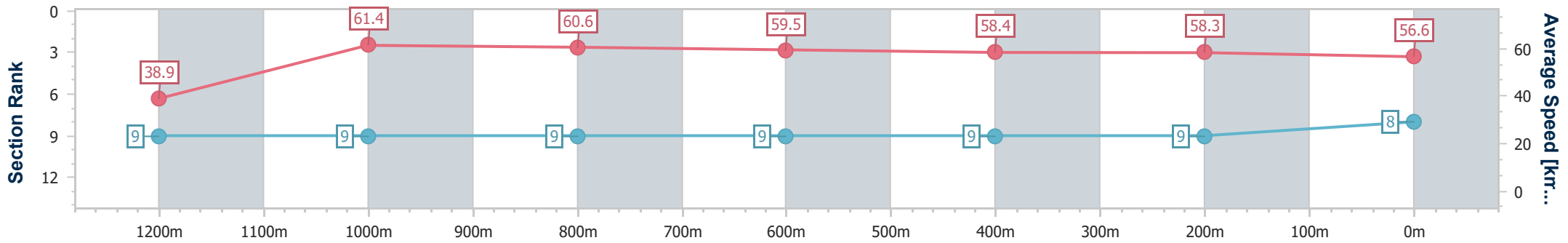
Race 1: JOE WAGNER GROUP Maiden Handicap - 1300m

19 August 2023 - 17:20



Track Rating: Good 4, Weather: Fine, Rail Position: +2m Entire

Section	Overall	1200m	1000m	800m	600m	400m	200m
Section Times	1:22.54 [8] (0:09.26)	1:13.28 [9] (0:11.73)	1:01.55 [9] (0:11.94)	0:49.61 [9] (0:12.18)	0:37.43 [9] (0:12.32)	0:25.11 [9] (0:12.40)	0:12.71 [9] (0:12.71)
Average Speed [km/h]	38.9	61.4	60.6	59.5	58.4	58.3	56.6
Top Speed [km/h]	58.4	63.1	61.0	60.6	59.0	59.0	58.2
Avg. Dist. to Rail [m]	8.5	2.9	2.0	1.2	0.5	1.2	3.0
Avg. Stride Freq. [Hz]	2.0	2.2	2.2	2.2	2.2	2.2	2.1
Avg. Stride Length [m]	5.4	7.6	7.5	7.5	7.4	7.4	7.3



- [] Ranking at each section and finish
- .-.- No data available at this section
- NA No data available



Horse/Jockey Name	Triplesee
Final Rank	9
Fastest Section Time (Section)	0:09.57 (Overall)
Top Speed [km/h] (Section)	63.1 (1200m)
Race State	Finished



Toowoomba QLD Professional

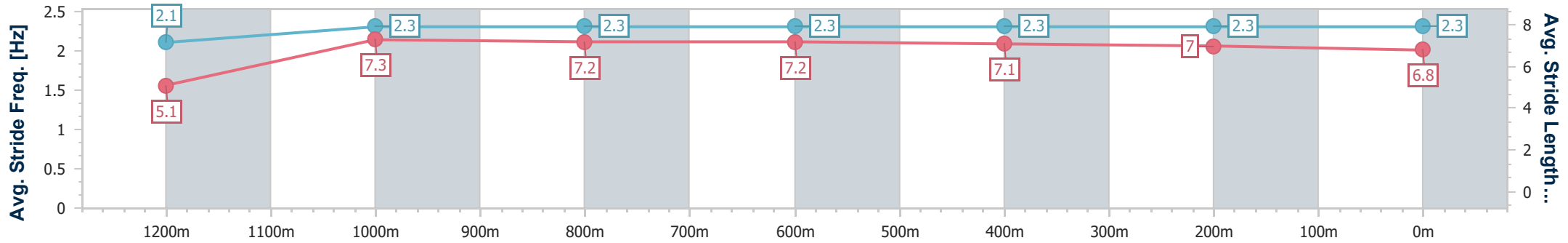
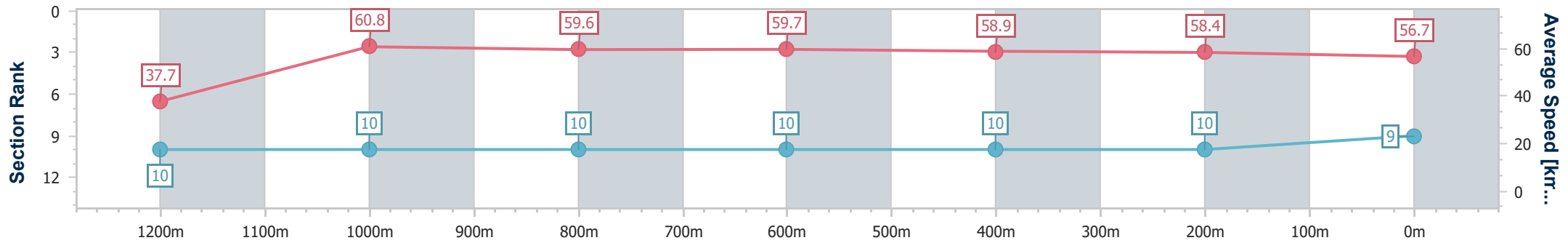
Race 1: JOE WAGNER GROUP Maiden Handicap - 1300m

19 August 2023 - 17:20



Track Rating: Good 4, Weather: Fine, Rail Position: +2m Entire

Section	Overall	1200m	1000m	800m	600m	400m	200m
Section Times	1:22.67 [9] (0:09.57)	1:13.10 [10] (0:11.85)	1:01.25 [10] (0:12.13)	0:49.12 [10] (0:12.00)	0:37.12 [10] (0:12.20)	0:24.92 [10] (0:12.26)	0:12.66 [10] (0:12.66)
Average Speed [km/h]	37.7	60.8	59.6	59.7	58.9	58.4	56.7
Top Speed [km/h]	58.4	63.1	60.1	60.4	59.5	59.2	58.7
Avg. Dist. to Rail [m]	7.6	2.4	1.0	0.3	0.7	0.9	0.6
Avg. Stride Freq. [Hz]	2.1	2.3	2.3	2.3	2.3	2.3	2.3
Avg. Stride Length [m]	5.1	7.3	7.2	7.2	7.1	7.0	6.8



- [] Ranking at each section and finish
- .-.- No data available at this section
- NA No data available



Horse/Jockey Name	Pink Houses
Final Rank	10
Fastest Section Time (Section)	0:08.84 (Overall)
Top Speed [km/h] (Section)	63.4 (1200m)
Race State	Finished



Toowoomba QLD Professional

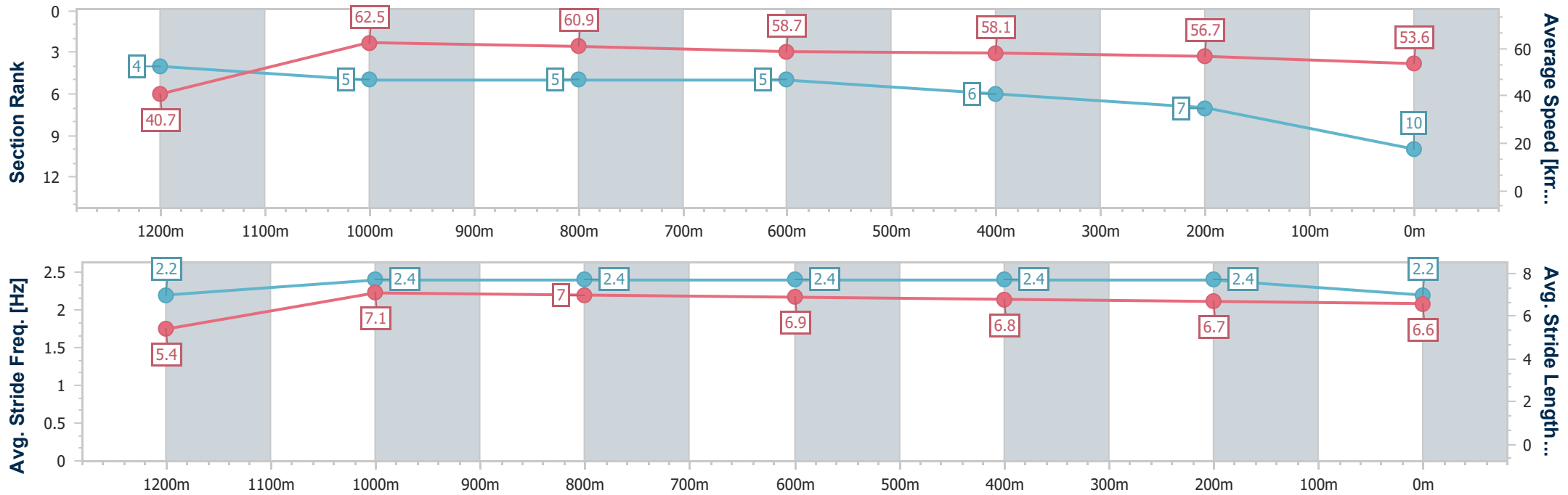
Race 1: JOE WAGNER GROUP Maiden Handicap - 1300m

19 August 2023 - 17:20



Track Rating: Good 4, Weather: Fine, Rail Position: +2m Entire

Section	Overall	1200m	1000m	800m	600m	400m	200m
Section Times	1:23.18 [10] (0:08.84)	1:14.34 [4] (0:11.52)	1:02.82 [5] (0:11.91)	0:50.91 [5] (0:12.33)	0:38.58 [5] (0:12.45)	0:26.13 [6] (0:12.72)	0:13.41 [7] (0:13.41)
Average Speed [km/h]	40.7	62.5	60.9	58.7	58.1	56.7	53.6
Top Speed [km/h]	61.5	63.4	63.0	59.9	59.5	57.9	55.1
Avg. Dist. to Rail [m]	6.3	2.5	2.2	1.6	0.7	1.7	5.1
Avg. Stride Freq. [Hz]	2.2	2.4	2.4	2.4	2.4	2.4	2.2
Avg. Stride Length [m]	5.4	7.1	7.0	6.9	6.8	6.7	6.6



- [] Ranking at each section and finish
- .-.- No data available at this section
- NA No data available