



Doomben QLD Professional

Race 6: DRINKWISE Class 3 Plate - 1200m

19 August 2023 - 14:38



BRISBANE
RACING CLUB

Track Rating: Good 4, Weather: Fine, Rail Position: +0.5m Entire

Section		Field Times										Last 600m	
		Overall	1000m	800m	600m	400m	200m						0:34.49
		1:09.69 (0:12.92)	0:56.77 (0:10.70)	0:46.07 (0:11.58)	0:34.49 (0:11.74)	0:22.75 (0:11.14)	0:11.61 (0:11.61)						
Rank	TAB Horse/Jockey	Barrier	Top Speed [km/h]	Fastest Section							Margin	Distance Travelled [m]	
1	12 JAYANTHI Ben Thompson	9	69.3	0:10.58	1:09.69 [1] (0:13.59)	0:56.10 [8] (0:10.58)	0:45.52 [7] (0:11.39)	0:34.13 [5] (0:11.76)	0:22.37 [5] (0:11.04)	0:11.33 [4] (0:11.33)	1:09.69	0:34.13	
2	5 PREACH Mark Du Plessis	2	69.5	0:10.70	1:09.96 [2] (0:12.92)	0:57.04 [1] (0:10.70)	0:46.34 [1] (0:11.58)	0:34.76 [1] (0:11.74)	0:23.02 [1] (0:11.14)	0:11.88 [1] (0:11.88)	1.56L	0:34.76	+0
3	14 THELWELL Justin Stanley	4	68.1	0:10.89	1:09.96 [3] (0:13.19)	0:56.77 [3] (0:10.89)	0:45.88 [4] (0:11.39)	0:34.49 [3] (0:11.65)	0:22.84 [3] (0:11.02)	0:11.82 [2] (0:11.82)	1.57L	0:34.49	-7
4	17 OUR RED PLANET Kyle Wilson-Taylor	12	67.4	0:10.80	1:10.14 [4] (0:13.78)	0:56.36 [9] (0:10.80)	0:45.56 [9] (0:11.36)	0:34.20 [9] (0:11.47)	0:22.73 [6] (0:11.10)	0:11.63 [7] (0:11.63)	2.61L	0:34.20	-8
5	2 POCKET FULL Justin Huxtable	11	68.4	0:10.80	1:10.20 [5] (0:13.57)	0:56.63 [7] (0:10.80)	0:45.83 [8] (0:11.33)	0:34.50 [7] (0:11.92)	0:22.58 [9] (0:10.97)	0:11.61 [8] (0:11.61)	3L	0:34.50	+7
6	6 RAINBOW CONNECTION Damien Thornton	3	69.4	0:10.80	1:10.22 [6] (0:13.34)	0:56.88 [5] (0:10.80)	0:46.08 [5] (0:11.57)	0:34.51 [8] (0:11.73)	0:22.78 [7] (0:11.01)	0:11.77 [6] (0:11.77)	3.09L	0:34.51	+4
7	7 SIMBU James Orman	10	69.5	0:10.73	1:10.35 [7] (0:13.05)	0:57.30 [2] (0:10.73)	0:46.57 [2] (0:11.44)	0:35.13 [2] (0:11.85)	0:23.28 [2] (0:11.23)	0:12.05 [3] (0:12.05)	3.85L	0:35.13	-5
8	13 LADY WARDELL Bailey Wheeler	1	69.3	0:10.80	1:10.44 [8] (0:13.23)	0:57.21 [4] (0:10.80)	0:46.41 [3] (0:11.45)	0:34.96 [4] (0:11.70)	0:23.26 [4] (0:11.25)	0:12.01 [5] (0:12.01)	4.41L	0:34.96	-10
9	15 SAWEETIE Angela Jones	5	69.0	0:10.80	1:10.72 [9] (0:13.35)	0:57.37 [6] (0:10.80)	0:46.57 [6] (0:11.47)	0:35.10 [6] (0:11.87)	0:23.23 [8] (0:11.35)	0:11.88 [9] (0:11.88)	6.03L	0:35.10	+6

Scratched: Bowrider (#18), Drammatica (#11), Orphan's Trust (#19), Argyle Pink (#8), Riviera Blue (#3), Bubba's Bay (#10), Tintookie (#16), Apophis (#1), Sizzling Gal (#20), Derry Grove (#4), Blue Spinel (#9)

[] Ranking at each section and finish
 -:-:- No data available at this section
 NA No data available

SCN Saddle cloth number
 DNF Did not finish
 DNT Did not track



Horse/Jockey Name	Jayanthi
Final Rank	1
Fastest Section Time (Section)	0:10.58 (1000m)
Top Speed [km/h] (Section)	69.3 (1000m)
Race State	Finished

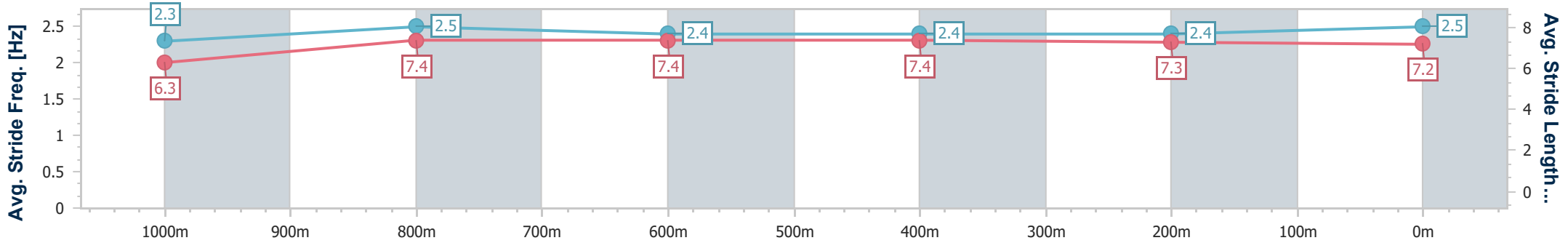
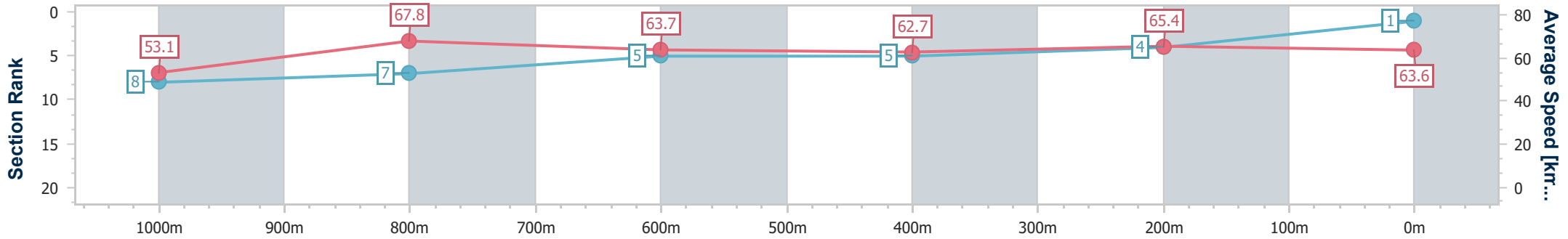


Doomben QLD Professional
Race 6: DRINKWISE Class 3 Plate - 1200m
 19 August 2023 - 14:38
 Track Rating: Good 4, Weather: Fine, Rail Position: +0.5m Entire



BRISBANE
RACING CLUB

Section	Overall	1000m	800m	600m	400m	200m
Section Times	1:09.69 [1] (0:13.59)	0:56.10 [8] (0:10.58)	0:45.52 [7] (0:11.39)	0:34.13 [5] (0:11.76)	0:22.37 [5] (0:11.04)	0:11.33 [4]
Average Speed [km/h]	53.1	67.8	63.7	62.7	65.4	63.6
Top Speed [km/h]	68.8	69.3	65.6	63.7	67.7	67.2
Avg. Dist. to Rail [m]	4.2	0.8	1.6	4.3	2.3	3.3
Avg. Stride Freq. [Hz]	2.3	2.5	2.4	2.4	2.4	2.5
Avg. Stride Length [m]	6.3	7.4	7.4	7.4	7.3	7.2



- [] Ranking at each section and finish
- .-.-.- No data available at this section
- NA No data available



Horse/Jockey Name	Preach
Final Rank	2
Fastest Section Time (Section)	0:10.70 (1000m)
Top Speed [km/h] (Section)	69.5 (1000m)
Race State	Finished

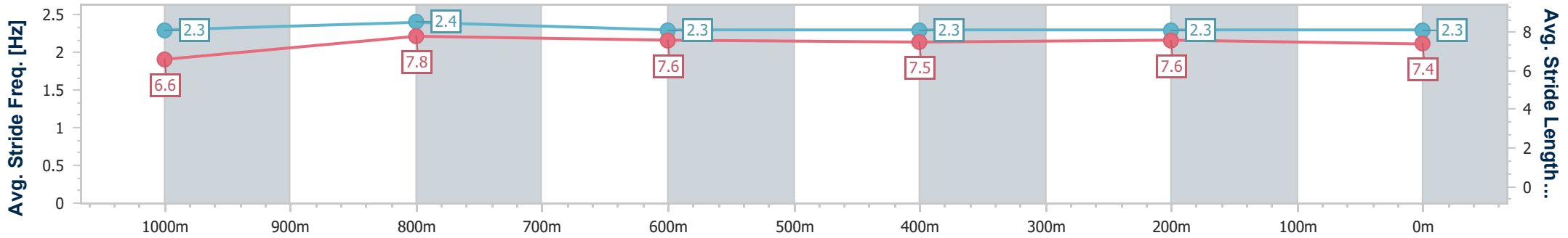
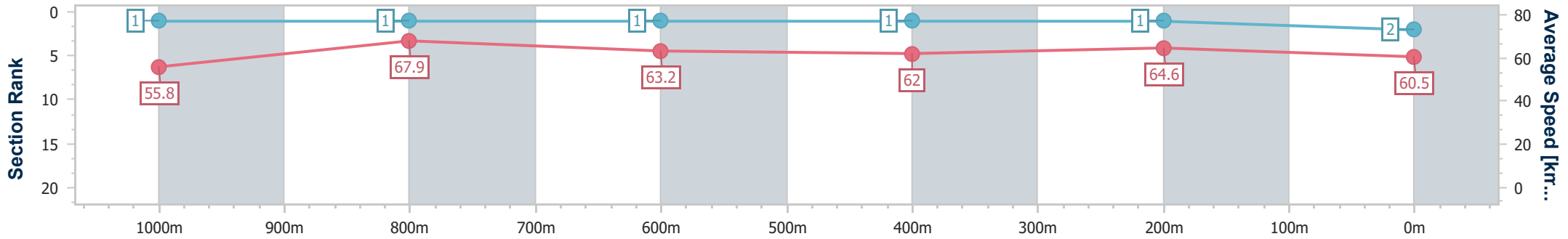


Doomben QLD Professional
Race 6: DRINKWISE Class 3 Plate - 1200m
 19 August 2023 - 14:38
 Track Rating: Good 4, Weather: Fine, Rail Position: +0.5m Entire



BRISBANE
RACING CLUB

Section	Overall	1000m	800m	600m	400m	200m
Section Times	1:09.96 [2] (0:12.92)	0:57.04 [1] (0:10.70)	0:46.34 [1] (0:11.58)	0:34.76 [1] (0:11.74)	0:23.02 [1] (0:11.14)	0:11.88 [1] (0:11.88)
Average Speed [km/h]	55.8	67.9	63.2	62.0	64.6	60.5
Top Speed [km/h]	69.1	69.5	65.4	63.3	66.9	64.6
Avg. Dist. to Rail [m]	2.1	3.0	3.0	2.3	1.0	0.3
Avg. Stride Freq. [Hz]	2.3	2.4	2.3	2.3	2.3	2.3
Avg. Stride Length [m]	6.6	7.8	7.6	7.5	7.6	7.4



- [] Ranking at each section and finish
- .-.- No data available at this section
- NA No data available



Horse/Jockey Name	Thelwell
Final Rank	3
Fastest Section Time (Section)	0:10.89 (1000m)
Top Speed [km/h] (Section)	68.1 (1000m)
Race State	Finished

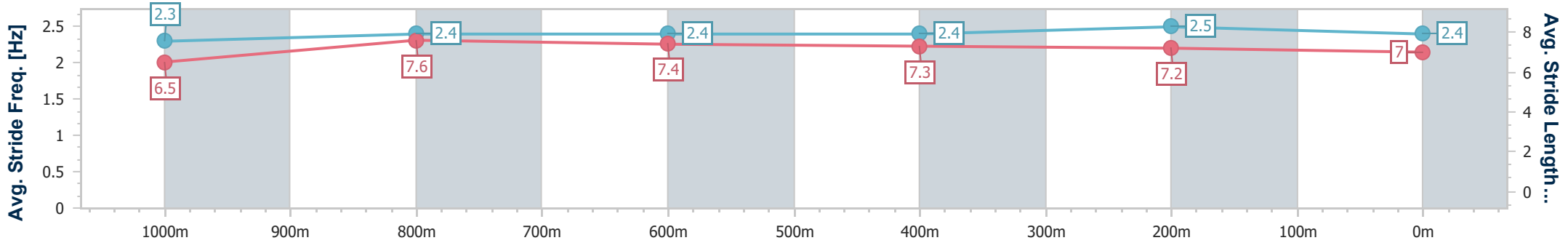
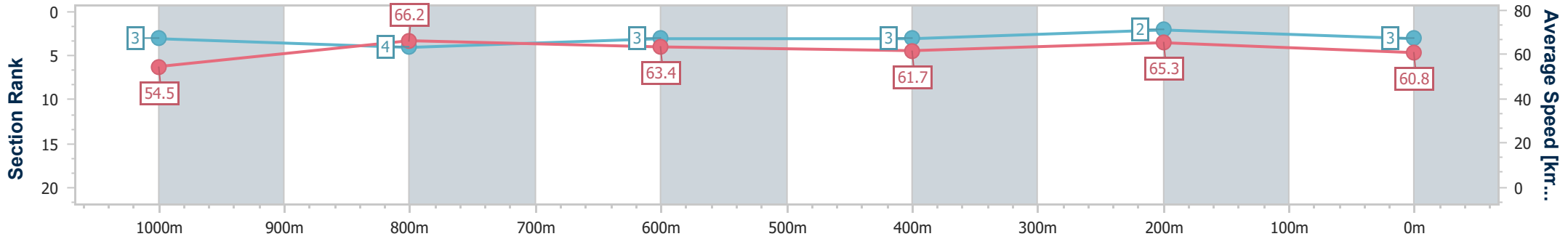


Doomben QLD Professional
Race 6: DRINKWISE Class 3 Plate - 1200m
 19 August 2023 - 14:38
 Track Rating: Good 4, Weather: Fine, Rail Position: +0.5m Entire



BRISBANE
RACING CLUB

Section	Overall	1000m	800m	600m	400m	200m
Section Times	1:09.96 [3] (0:13.19)	0:56.77 [3] (0:10.89)	0:45.88 [4] (0:11.39)	0:34.49 [3] (0:11.65)	0:22.84 [3] (0:11.02)	0:11.82 [2] (0:11.82)
Average Speed [km/h]	54.5	66.2	63.4	61.7	65.3	60.8
Top Speed [km/h]	68.1	68.1	65.5	63.4	66.8	65.7
Avg. Dist. to Rail [m]	1.6	0.5	0.4	0.5	0.5	0.2
Avg. Stride Freq. [Hz]	2.3	2.4	2.4	2.4	2.5	2.4
Avg. Stride Length [m]	6.5	7.6	7.4	7.3	7.2	7.0



- [] Ranking at each section and finish
- .-.- No data available at this section
- NA No data available



Horse/Jockey Name	Our Red Planet
Final Rank	4
Fastest Section Time (Section)	0:10.80 (1000m)
Top Speed [km/h] (Section)	67.4 (1000m)
Race State	Finished

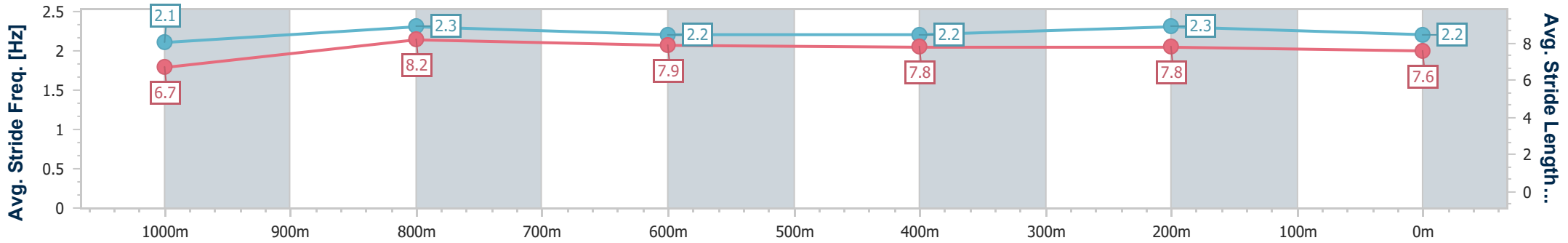
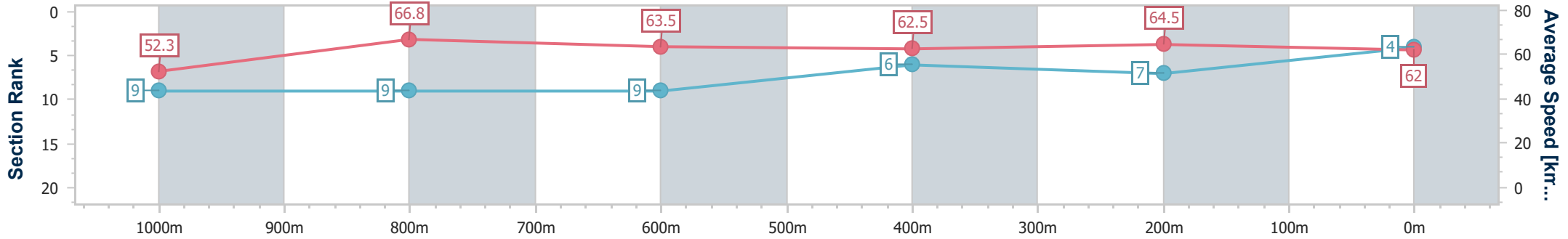


Doomben QLD Professional
Race 6: DRINKWISE Class 3 Plate - 1200m
 19 August 2023 - 14:38
 Track Rating: Good 4, Weather: Fine, Rail Position: +0.5m Entire



BRISBANE
RACING CLUB

Section	Overall	1000m	800m	600m	400m	200m
Section Times	1:10.14 [4] (0:13.78)	0:56.36 [9] (0:10.80)	0:45.56 [9] (0:11.36)	0:34.20 [9] (0:11.47)	0:22.73 [6] (0:11.10)	0:11.63 [7] (0:11.63)
Average Speed [km/h]	52.3	66.8	63.5	62.5	64.5	62.0
Top Speed [km/h]	65.4	67.4	66.2	63.2	66.1	66.0
Avg. Dist. to Rail [m]	7.1	1.4	0.3	0.9	0.9	1.9
Avg. Stride Freq. [Hz]	2.1	2.3	2.2	2.2	2.3	2.2
Avg. Stride Length [m]	6.7	8.2	7.9	7.8	7.8	7.6



- [] Ranking at each section and finish
- .-.- No data available at this section
- NA No data available



Horse/Jockey Name	Pocket Full
Final Rank	5
Fastest Section Time (Section)	0:10.80 (1000m)
Top Speed [km/h] (Section)	68.4 (1000m)
Race State	Finished

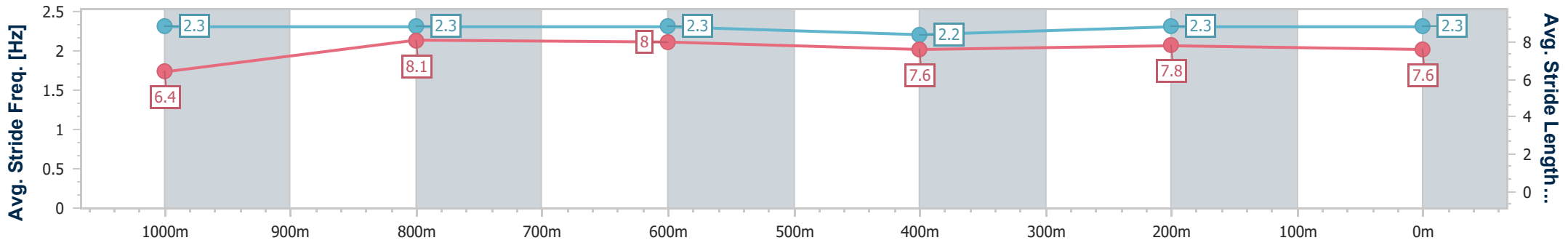
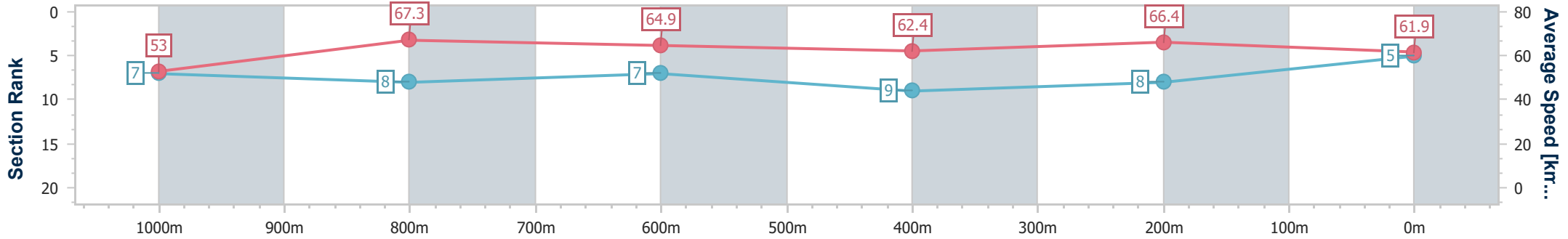


Doomben QLD Professional
Race 6: DRINKWISE Class 3 Plate - 1200m
 19 August 2023 - 14:38
 Track Rating: Good 4, Weather: Fine, Rail Position: +0.5m Entire



BRISBANE
RACING CLUB

Section	Overall	1000m	800m	600m	400m	200m
Section Times	1:10.20 [5] (0:13.57)	0:56.63 [7] (0:10.80)	0:45.83 [8] (0:11.33)	0:34.50 [7] (0:11.92)	0:22.58 [9] (0:10.97)	0:11.61 [8]
Average Speed [km/h]	53.0	67.3	64.9	62.4	66.4	61.9
Top Speed [km/h]	68.0	68.4	66.7	63.4	68.0	66.5
Avg. Dist. to Rail [m]	5.7	2.3	4.2	5.7	5.8	7.1
Avg. Stride Freq. [Hz]	2.3	2.3	2.3	2.2	2.3	2.3
Avg. Stride Length [m]	6.4	8.1	8.0	7.6	7.8	7.6



- [] Ranking at each section and finish
- .-.- No data available at this section
- NA No data available



Horse/Jockey Name	Rainbow Connection
Final Rank	6
Fastest Section Time (Section)	0:10.80 (1000m)
Top Speed [km/h] (Section)	69.4 (1000m)
Race State	Finished

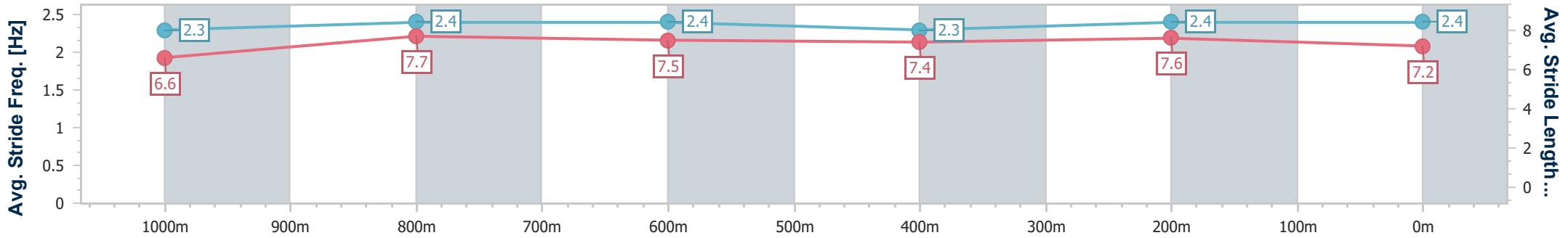
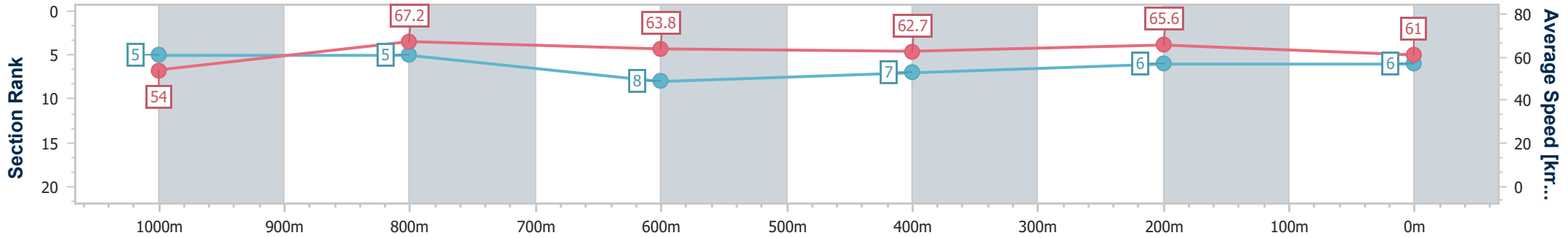


Doomben QLD Professional
Race 6: DRINKWISE Class 3 Plate - 1200m
 19 August 2023 - 14:38
 Track Rating: Good 4, Weather: Fine, Rail Position: +0.5m Entire



BRISBANE
RACING CLUB

Section	Overall	1000m	800m	600m	400m	200m
Section Times	1:10.22 [6] (0:13.34)	0:56.88 [5] (0:10.80)	0:46.08 [5] (0:11.57)	0:34.51 [8] (0:11.73)	0:22.78 [7] (0:11.01)	0:11.77 [6] (0:11.77)
Average Speed [km/h]	54.0	67.2	63.8	62.7	65.6	61.0
Top Speed [km/h]	68.4	69.4	65.2	63.7	66.6	65.0
Avg. Dist. to Rail [m]	2.2	2.4	4.7	4.1	2.5	4.6
Avg. Stride Freq. [Hz]	2.3	2.4	2.4	2.3	2.4	2.4
Avg. Stride Length [m]	6.6	7.7	7.5	7.4	7.6	7.2



- [] Ranking at each section and finish
- .-.- No data available at this section
- NA No data available



Horse/Jockey Name	Simbu
Final Rank	7
Fastest Section Time (Section)	0:10.73 (1000m)
Top Speed [km/h] (Section)	69.5 (1000m)
Race State	Finished

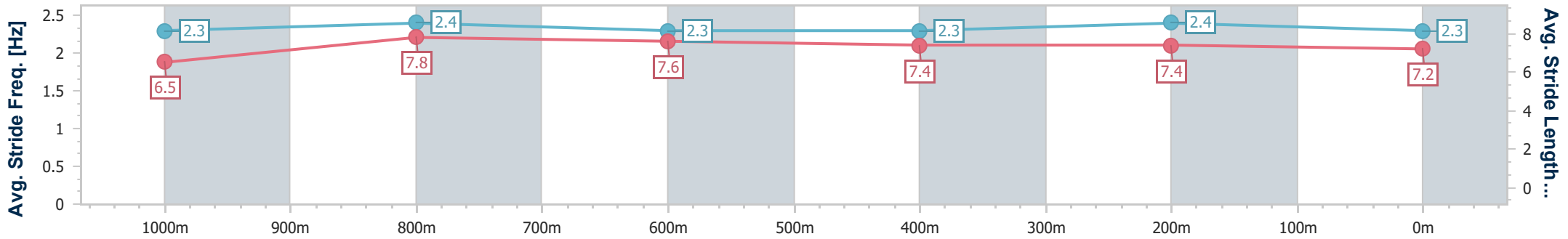
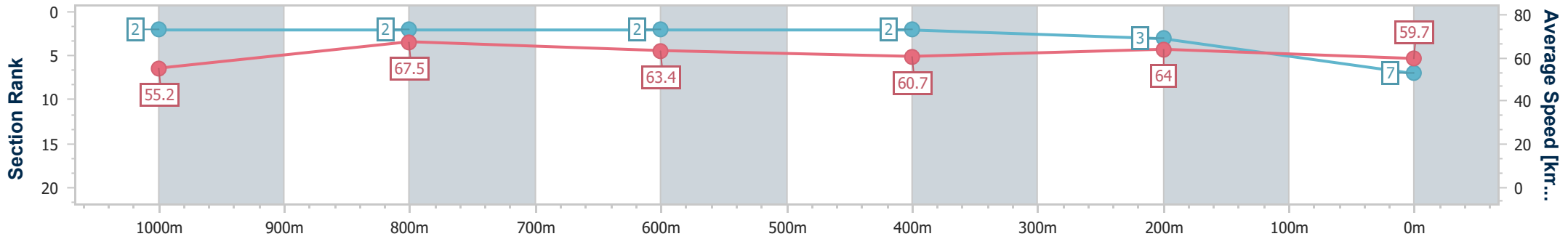


Doomben QLD Professional
 Race 6: DRINKWISE Class 3 Plate - 1200m
 19 August 2023 - 14:38
 Track Rating: Good 4, Weather: Fine, Rail Position: +0.5m Entire



BRISBANE
 RACING CLUB

Section	Overall	1000m	800m	600m	400m	200m
Section Times	1:10.35 [7] (0:13.05)	0:57.30 [2] (0:10.73)	0:46.57 [2] (0:11.44)	0:35.13 [2] (0:11.85)	0:23.28 [2] (0:11.23)	0:12.05 [3] (0:12.05)
Average Speed [km/h]	55.2	67.5	63.4	60.7	64.0	59.7
Top Speed [km/h]	69.1	69.5	65.0	63.2	65.4	63.3
Avg. Dist. to Rail [m]	5.7	2.7	1.5	0.4	0.6	1.6
Avg. Stride Freq. [Hz]	2.3	2.4	2.3	2.3	2.4	2.3
Avg. Stride Length [m]	6.5	7.8	7.6	7.4	7.4	7.2



- [] Ranking at each section and finish
- .-.- No data available at this section
- NA No data available



Horse/Jockey Name	Lady Wardell
Final Rank	8
Fastest Section Time (Section)	0:10.80 (1000m)
Top Speed [km/h] (Section)	69.3 (1000m)
Race State	Finished

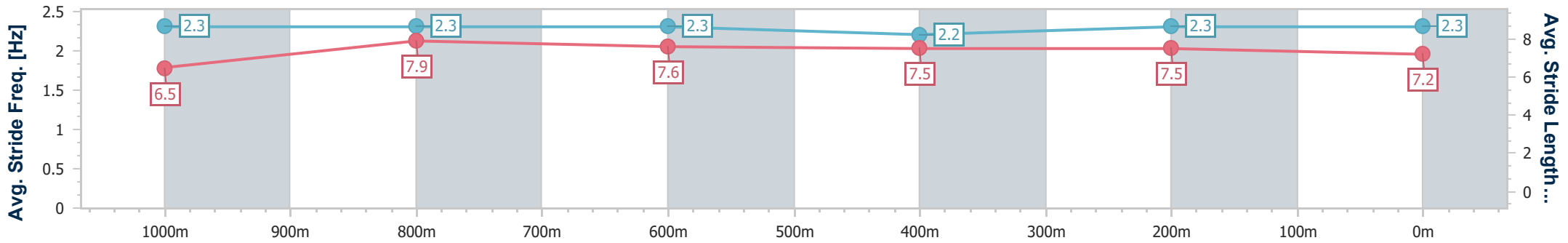
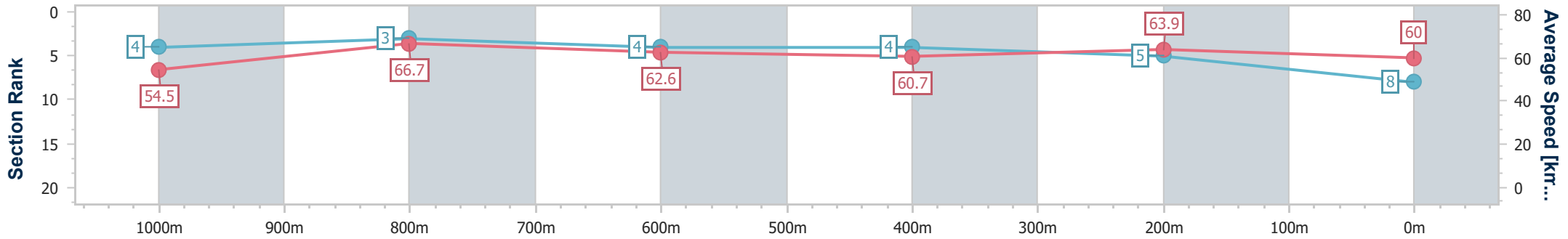


Doomben QLD Professional
Race 6: DRINKWISE Class 3 Plate - 1200m
 19 August 2023 - 14:38
 Track Rating: Good 4, Weather: Fine, Rail Position: +0.5m Entire



BRISBANE
RACING CLUB

Section	Overall	1000m	800m	600m	400m	200m
Section Times	1:10.44 [8] (0:13.23)	0:57.21 [4] (0:10.80)	0:46.41 [3] (0:11.45)	0:34.96 [4] (0:11.70)	0:23.26 [4] (0:11.25)	0:12.01 [5]
Average Speed [km/h]	54.5	66.7	62.6	60.7	63.9	60.0
Top Speed [km/h]	68.7	69.3	63.7	62.9	66.5	63.6
Avg. Dist. to Rail [m]	0.5	0.4	1.0	1.8	1.3	2.1
Avg. Stride Freq. [Hz]	2.3	2.3	2.3	2.2	2.3	2.3
Avg. Stride Length [m]	6.5	7.9	7.6	7.5	7.5	7.2



- [] Ranking at each section and finish
- .-.- No data available at this section
- NA No data available



Horse/Jockey Name	Saweetie
Final Rank	9
Fastest Section Time (Section)	0:10.80 (1000m)
Top Speed [km/h] (Section)	69.0 (Overall)
Race State	Finished

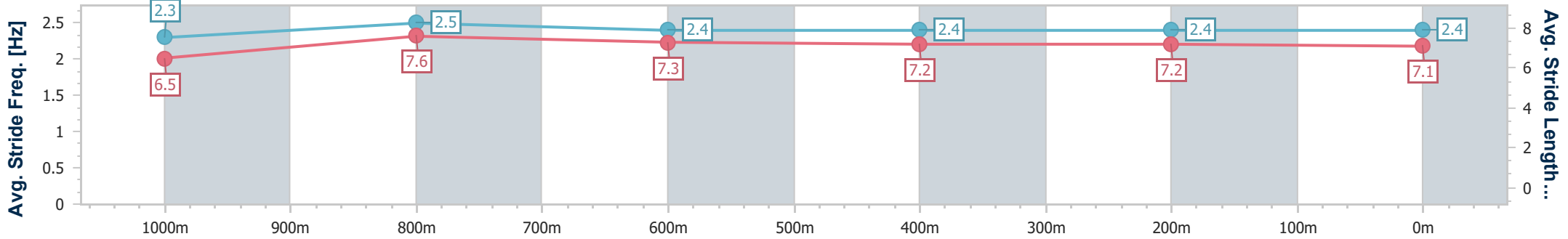
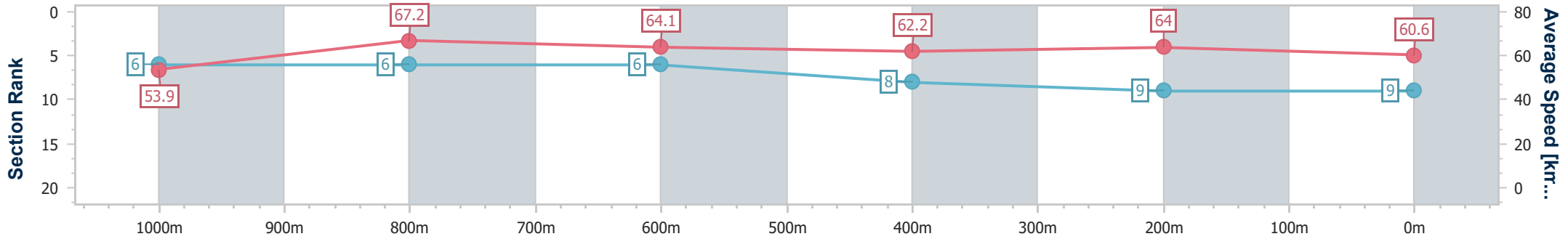


Doomben QLD Professional
Race 6: DRINKWISE Class 3 Plate - 1200m
 19 August 2023 - 14:38
 Track Rating: Good 4, Weather: Fine, Rail Position: +0.5m Entire



BRISBANE
RACING CLUB

Section	Overall	1000m	800m	600m	400m	200m
Section Times	1:10.72 [9] (0:13.35)	0:57.37 [6] (0:10.80)	0:46.57 [6] (0:11.47)	0:35.10 [6] (0:11.87)	0:23.23 [8] (0:11.35)	0:11.88 [9] (0:11.88)
Average Speed [km/h]	53.9	67.2	64.1	62.2	64.0	60.6
Top Speed [km/h]	69.0	69.0	65.4	63.1	66.0	63.8
Avg. Dist. to Rail [m]	3.9	2.8	4.2	4.3	4.5	6.6
Avg. Stride Freq. [Hz]	2.3	2.5	2.4	2.4	2.4	2.4
Avg. Stride Length [m]	6.5	7.6	7.3	7.2	7.2	7.1



- [] Ranking at each section and finish
- .-.- No data available at this section
- NA No data available