



Doomben QLD Professional

Race 5: XXXX BENCHMARK 70 Handicap - 2000m



BRISBANE
RACING CLUB

19 August 2023 - 14:03

Track Rating: Good 4, Weather: Fine, Rail Position: +0.5m Entire

Section		Overall	1800m	1600m	1400m	1200m	1000m	800m	Last 600m				
Field Times		2:03.69 (0:14.18)	1:49.51 (0:11.24)	1:38.27 (0:12.13)	1:26.14 (0:12.45)	1:13.69 (0:12.47)	1:01.22 (0:12.60)	0:48.62 (0:12.42)	0:36.20				
Rank	TAB Horse/Jockey	Barrier	Top Speed [km/h]	Fastest Section									Distance Travelled [m]
1	6 CASH ME Cejay Graham	5	63.7	0:11.68	2:03.69 [1] (0:14.69)	1:49.00 [6] (0:11.68)	1:37.32 [6] (0:12.06)	1:25.26 [6] (0:12.34)	1:12.92 [5] (0:12.34)	1:00.58 [6] (0:12.65)	0:47.93 [6] (0:12.31)	0:35.62	
2	1 GALIFIANAKIS Bailey Wheeler	3	64.6	0:11.46	2:03.79 [2] (0:14.18)	1:49.61 [1] (0:11.46)	1:38.15 [3] (0:12.13)	1:26.02 [2] (0:12.43)	1:13.59 [2] (0:12.48)	1:01.11 [3] (0:12.60)	0:48.51 [3] (0:12.45)	0:36.06	-10
3	5 TOP BOY Angela Jones	9	64.4	0:11.50	2:03.80 [3] (0:15.11)	1:48.69 [9] (0:11.73)	1:36.96 [9] (0:11.95)	1:25.01 [9] (0:12.45)	1:12.56 [9] (0:12.34)	1:00.22 [9] (0:12.40)	0:47.82 [7] (0:12.09)	0:35.73	+14
4	8 SO BENE Kyle Wilson-Taylor	8	63.6	0:11.65	2:03.92 [4] (0:15.01)	1:48.91 [8] (0:11.72)	1:37.19 [8] (0:11.96)	1:25.23 [8] (0:12.48)	1:12.75 [8] (0:12.22)	1:00.53 [8] (0:12.65)	0:47.88 [9] (0:12.28)	0:35.60	-2
5	3 COUP DE TONNERRE James Orman	2	63.4	0:11.65	2:03.94 [5] (0:14.39)	1:49.55 [4] (0:11.65)	1:37.90 [4] (0:12.08)	1:25.82 [4] (0:12.36)	1:13.46 [4] (0:12.32)	1:01.14 [4] (0:12.65)	0:48.49 [4] (0:12.38)	0:36.11	-1
6	12 SHEZADANDI Andrew Mallyon	7	62.4	0:11.67	2:04.22 [6] (0:14.70)	1:49.52 [7] (0:11.91)	1:37.61 [7] (0:11.97)	1:25.64 [7] (0:12.39)	1:13.25 [7] (0:12.31)	1:00.94 [7] (0:12.72)	0:48.22 [8] (0:12.32)	0:35.90	+3
7	11 PORT MOURANT Melea Castle	10	63.5	0:11.74	2:04.56 [7] (0:15.38)	1:49.18 [10] (0:11.79)	1:37.39 [10] (0:11.82)	1:25.57 [10] (0:12.31)	1:13.26 [10] (0:12.40)	1:00.86 [10] (0:12.62)	0:48.24 [10] (0:12.17)	0:36.07	-6
8	13 IRIDESSA Samantha Collett	1	66.9	0:11.19	2:04.68 [8] (0:14.23)	1:50.45 [3] (0:11.19)	1:39.26 [1] (0:12.13)	1:27.13 [1] (0:12.45)	1:14.68 [1] (0:12.47)	1:02.21 [1] (0:12.60)	0:49.61 [1] (0:12.42)	0:37.19	-8
9	7 SHADYVALE STORM Taylor Marshall	6	65.9	0:11.38	2:05.22 [9] (0:14.21)	1:51.01 [2] (0:11.38)	1:39.63 [2] (0:12.21)	1:27.42 [3] (0:12.41)	1:15.01 [3] (0:12.41)	1:02.60 [2] (0:12.59)	0:50.01 [2] (0:12.47)	0:37.54	+6
10	9 MR DUDWEY Georgina Cartwright	12	63.9	0:11.68	2:05.51 [10] (0:14.54)	1:50.97 [5] (0:11.68)	1:39.29 [5] (0:12.00)	1:27.29 [5] (0:12.56)	1:14.73 [6] (0:12.22)	1:02.51 [5] (0:12.75)	0:49.76 [5] (0:12.31)	0:37.45	+13

Scratched: Intuition (#2), Jack Duggan (#4), Hadouken (#10)

Report Created: Sat 19 August 2023 14:50 GMT+1 (Note: Timing is based on position data)

Page 1/12

[] Ranking at each section and finish
 -:-:- No data available at this section
 NA No data available

SCN Saddle cloth number
 DNF Did not finish
 DNT Did not track

data processed by TRIPLES DATA



Doomben QLD Professional

Race 5: XXXX BENCHMARK 70 Handicap - 2000m



BRISBANE
RACING CLUB

19 August 2023 - 14:03

Track Rating: Good 4, Weather: Fine, Rail Position: +0.5m Entire

Section				600m	400m	200m			Last 600m		
Field Times				0:36.20 (0:12.21)	0:23.99 (0:11.94)	0:12.05 (0:12.05)			0:36.20		
Rank	TAB Horse/Jockey	Barrier	Top Speed [km/h]	Fastest Section				Margin			
											Distance Travelled [m]
1	6 CASH ME Cejay Graham	5	63.7 Overall	0:11.68 1800m	0:35.62 [7] (0:11.87)	0:23.75 [4] (0:11.70)	0:12.05 [1] (0:12.05)	2:03.69	0:35.62		
2	1 GALIFIANAKIS Bailey Wheeler	3	64.6 Overall	0:11.46 1800m	0:36.06 [3] (0:12.12)	0:23.94 [3] (0:11.81)	0:12.13 [3] (0:12.13)	0.54L	0:36.06 -10		
3	5 TOP BOY Angela Jones	9	64.4 400m	0:11.50 400m	0:35.73 [6] (0:12.15)	0:23.58 [9] (0:11.50)	0:12.08 [4] (0:12.08)	0.64L	0:35.73 +14		
4	8 SO BENE Kyle Wilson-Taylor	8	63.6 Overall	0:11.65 400m	0:35.60 [9] (0:11.81)	0:23.79 [7] (0:11.65)	0:12.14 [6] (0:12.14)	1.33L	0:35.60 -2		
5	3 COUP DE TONNERRE James Orman	2	63.4 1800m	0:11.65 1800m	0:36.11 [4] (0:11.99)	0:24.12 [2] (0:11.82)	0:12.30 [2] (0:12.30)	1.42L	0:36.11 -1		
6	12 SHEZADANDI Andrew Mallyon	7	62.4 400m	0:11.67 400m	0:35.90 [8] (0:11.90)	0:24.00 [8] (0:11.67)	0:12.33 [7] (0:12.33)	3.1L	0:35.90 +3		
7	11 PORT MOURANT Melea Castle	10	63.5 Overall	0:11.74 400m	0:36.07 [10] (0:11.95)	0:24.12 [10] (0:11.74)	0:12.38 [9] (0:12.38)	5.12L	0:36.07 -6		
8	13 IRIDESSA Samantha Collett	1	66.9 Overall	0:11.19 1800m	0:37.19 [1] (0:12.21)	0:24.98 [1] (0:12.08)	0:12.90 [5] (0:12.90)	5.8L	0:37.19 -8		
9	7 SHADYVALE STORM Taylor Marshall	6	65.9 1800m	0:11.38 1800m	0:37.54 [2] (0:12.39)	0:25.15 [5] (0:11.93)	0:13.22 [8] (0:13.22)	8.95L	0:37.54 +6		
10	9 MR DUDWEY Georgina Cartwright	12	63.9 Overall	0:11.68 1800m	0:37.45 [5] (0:12.02)	0:25.43 [6] (0:12.17)	0:13.26 [10] (0:13.26)	10.71L	0:37.45 +13		

Scratched: Intuition (#2), Jack Duggan (#4), Hadouken (#10)

[] Ranking at each section and finish
 -:-:- No data available at this section
 NA No data available

SCN Saddle cloth number
 DNF Did not finish
 DNT Did not track



Horse/Jockey Name	Cash Me
Final Rank	1
Fastest Section Time (Section)	0:11.68 (1800m)
Top Speed [km/h] (Section)	63.7 (Overall)
Race State	Finished



Doomben QLD Professional

Race 5: XXXX BENCHMARK 70 Handicap - 2000m

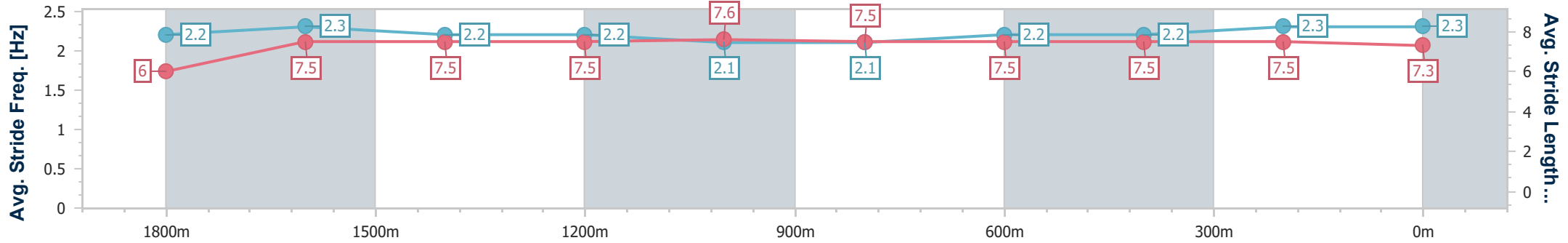
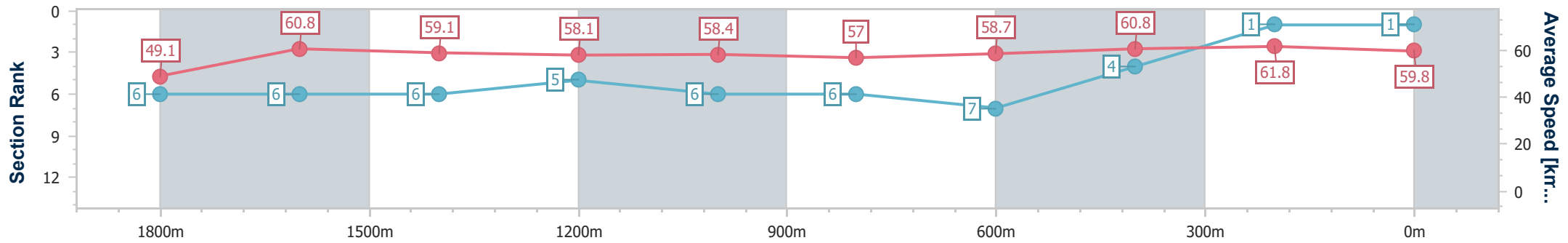
19 August 2023 - 14:03

Track Rating: Good 4, Weather: Fine, Rail Position: +0.5m Entire



BRISBANE RACING CLUB

Section	Overall	1800m	1600m	1400m	1200m	1000m	800m	600m	400m	200m
Section Times	2:03.69 [1] (0:14.69)	1:49.00 [6] (0:11.68)	1:37.32 [6] (0:12.06)	1:25.26 [6] (0:12.34)	1:12.92 [5] (0:12.34)	1:00.58 [6] (0:12.65)	0:47.93 [6] (0:12.31)	0:35.62 [7] (0:11.87)	0:23.75 [4] (0:11.70)	0:12.05 [1] (0:12.05)
Average Speed [km/h]	49.1	60.8	59.1	58.1	58.4	57.0	58.7	60.8	61.8	59.8
Top Speed [km/h]	63.7	63.3	60.4	59.4	59.6	59.1	60.4	62.2	62.3	61.7
Avg. Dist. to Rail [m]	1.1	2.4	2.2	0.7	1.1	1.2	0.4	0.6	1.8	1.9
Avg. Stride Freq. [Hz]	2.2	2.3	2.2	2.2	2.1	2.1	2.2	2.2	2.3	2.3
Avg. Stride Length [m]	6.0	7.5	7.5	7.5	7.6	7.5	7.5	7.5	7.5	7.3



- [] Ranking at each section and finish
- .-.- No data available at this section
- NA No data available



Horse/Jockey Name	Galifianakis
Final Rank	2
Fastest Section Time (Section)	0:11.46 (1800m)
Top Speed [km/h] (Section)	64.6 (Overall)
Race State	Finished



Doomben QLD Professional

Race 5: XXXX BENCHMARK 70 Handicap - 2000m

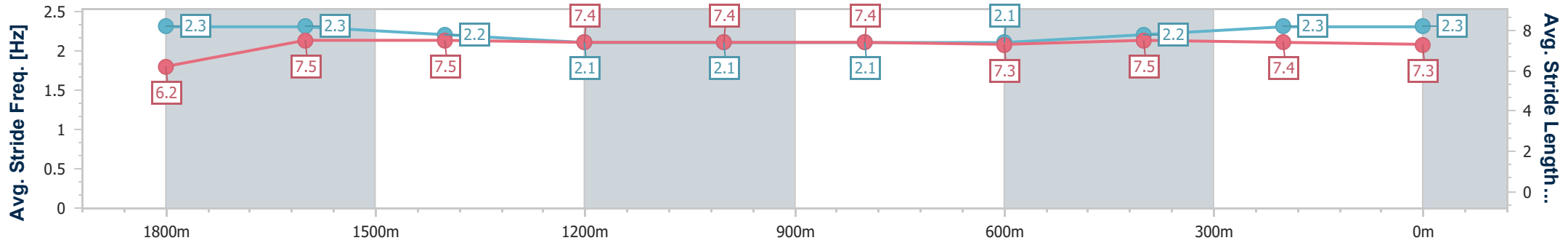
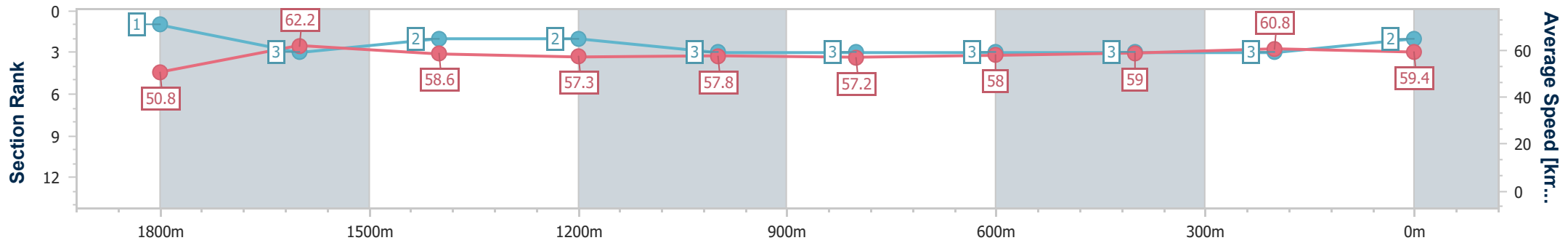
19 August 2023 - 14:03

Track Rating: Good 4, Weather: Fine, Rail Position: +0.5m Entire



BRISBANE RACING CLUB

Section	Overall	1800m	1600m	1400m	1200m	1000m	800m	600m	400m	200m
Section Times	2:03.79 [2] (0:14.18)	1:49.61 [1] (0:11.46)	1:38.15 [3] (0:12.13)	1:26.02 [2] (0:12.43)	1:13.59 [2] (0:12.48)	1:01.11 [3] (0:12.60)	0:48.51 [3] (0:12.45)	0:36.06 [3] (0:12.12)	0:23.94 [3] (0:11.81)	0:12.13 [3] (0:12.13)
Average Speed [km/h]	50.8	62.2	58.6	57.3	57.8	57.2	58.0	59.0	60.8	59.4
Top Speed [km/h]	64.6	64.1	59.6	57.9	58.9	58.1	59.3	59.8	62.4	61.5
Avg. Dist. to Rail [m]	0.8	1.5	3.0	1.5	0.4	0.6	0.2	0.8	1.5	1.0
Avg. Stride Freq. [Hz]	2.3	2.3	2.2	2.1	2.1	2.1	2.1	2.2	2.3	2.3
Avg. Stride Length [m]	6.2	7.5	7.5	7.4	7.4	7.4	7.3	7.5	7.4	7.3



- [] Ranking at each section and finish
- .-.-.- No data available at this section
- NA No data available



Horse/Jockey Name	Top Boy
Final Rank	3
Fastest Section Time (Section)	0:11.50 (400m)
Top Speed [km/h] (Section)	64.4 (400m)
Race State	Finished



Doomben QLD Professional

Race 5: XXXX BENCHMARK 70 Handicap - 2000m

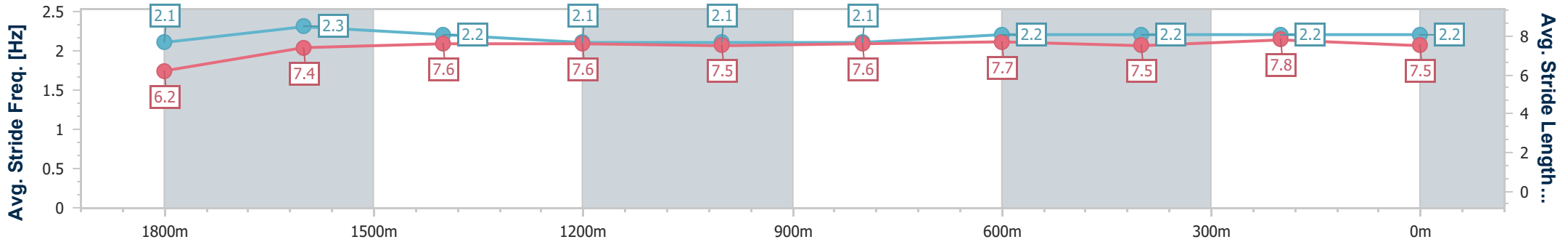
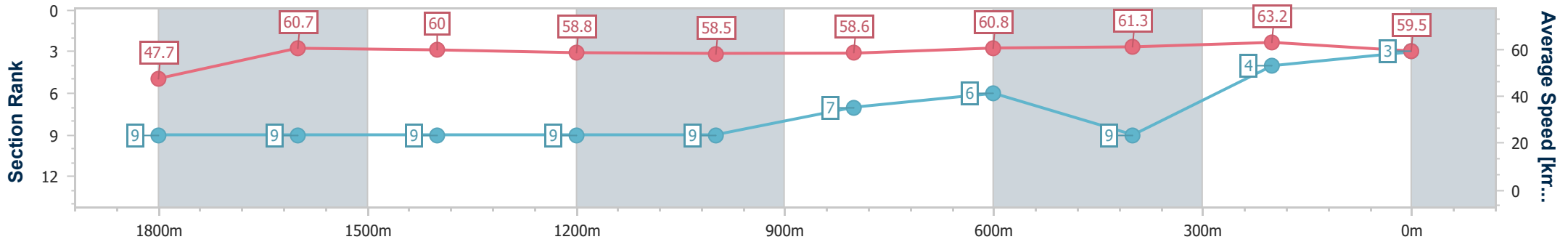
19 August 2023 - 14:03

Track Rating: Good 4, Weather: Fine, Rail Position: +0.5m Entire



BRISBANE RACING CLUB

Section	Overall	1800m	1600m	1400m	1200m	1000m	800m	600m	400m	200m
Section Times	2:03.80 [3] (0:15.11)	1:48.69 [9] (0:11.73)	1:36.96 [9] (0:11.95)	1:25.01 [9] (0:12.45)	1:12.56 [9] (0:12.34)	1:00.22 [9] (0:12.40)	0:47.82 [7] (0:12.09)	0:35.73 [6] (0:12.15)	0:23.58 [9] (0:11.50)	0:12.08 [4] (0:12.08)
Average Speed [km/h]	47.7	60.7	60.0	58.8	58.5	58.6	60.8	61.3	63.2	59.5
Top Speed [km/h]	63.8	64.0	62.0	59.3	59.7	61.4	63.2	63.2	64.4	62.0
Avg. Dist. to Rail [m]	3.3	1.5	0.9	2.7	4.7	4.0	4.1	5.5	3.6	5.9
Avg. Stride Freq. [Hz]	2.1	2.3	2.2	2.1	2.1	2.1	2.2	2.2	2.2	2.2
Avg. Stride Length [m]	6.2	7.4	7.6	7.6	7.5	7.6	7.7	7.5	7.8	7.5



- [] Ranking at each section and finish
- .-.- No data available at this section
- NA No data available



Horse/Jockey Name	So Bene
Final Rank	4
Fastest Section Time (Section)	0:11.65 (400m)
Top Speed [km/h] (Section)	63.6 (Overall)
Race State	Finished



Doomben QLD Professional

Race 5: XXXX BENCHMARK 70 Handicap - 2000m

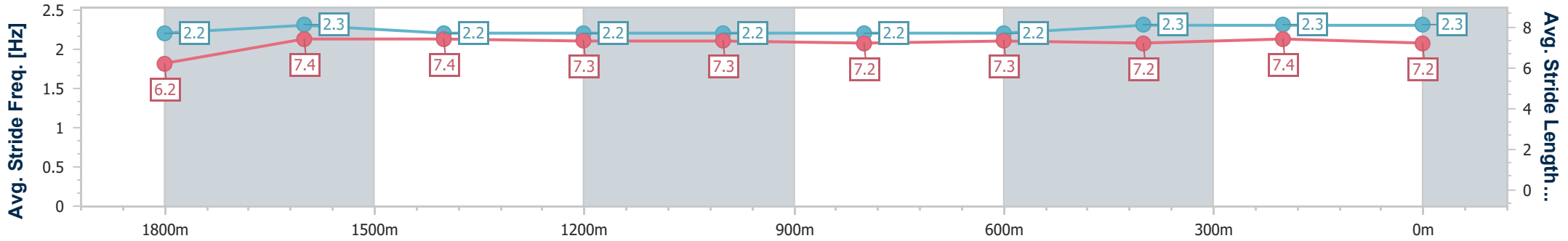
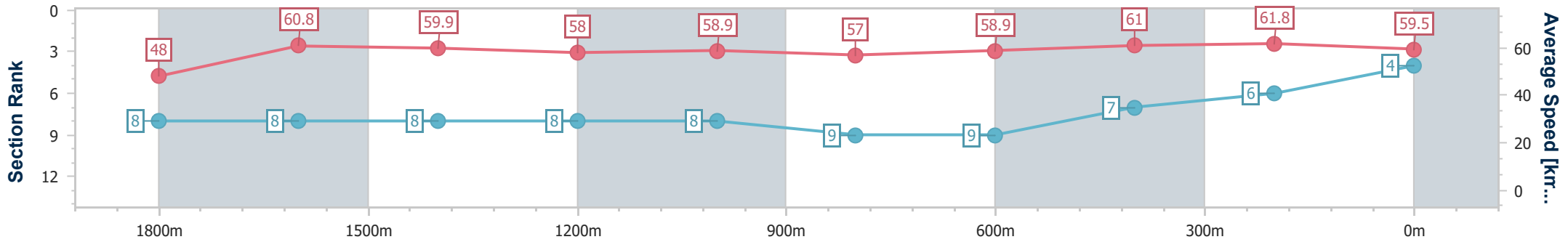
19 August 2023 - 14:03

Track Rating: Good 4, Weather: Fine, Rail Position: +0.5m Entire



BRISBANE RACING CLUB

Section	Overall	1800m	1600m	1400m	1200m	1000m	800m	600m	400m	200m
Section Times	2:03.92 [4] (0:15.01)	1:48.91 [8] (0:11.72)	1:37.19 [8] (0:11.96)	1:25.23 [8] (0:12.48)	1:12.75 [8] (0:12.22)	1:00.53 [8] (0:12.65)	0:47.88 [9] (0:12.28)	0:35.60 [9] (0:11.81)	0:23.79 [7] (0:11.65)	0:12.14 [6] (0:12.14)
Average Speed [km/h]	48.0	60.8	59.9	58.0	58.9	57.0	58.9	61.0	61.8	59.5
Top Speed [km/h]	63.6	62.9	61.7	59.1	60.2	57.8	61.0	63.0	63.0	61.1
Avg. Dist. to Rail [m]	3.8	1.6	1.0	0.7	0.9	0.7	1.0	0.5	1.3	1.4
Avg. Stride Freq. [Hz]	2.2	2.3	2.2	2.2	2.2	2.2	2.2	2.3	2.3	2.3
Avg. Stride Length [m]	6.2	7.4	7.4	7.3	7.3	7.2	7.3	7.2	7.4	7.2



- [] Ranking at each section and finish
- .-.- No data available at this section
- NA No data available



Horse/Jockey Name	Coup De Tonnerre
Final Rank	5
Fastest Section Time (Section)	0:11.65 (1800m)
Top Speed [km/h] (Section)	63.4 (1800m)
Race State	Finished



Doomben QLD Professional

Race 5: XXXX BENCHMARK 70 Handicap - 2000m

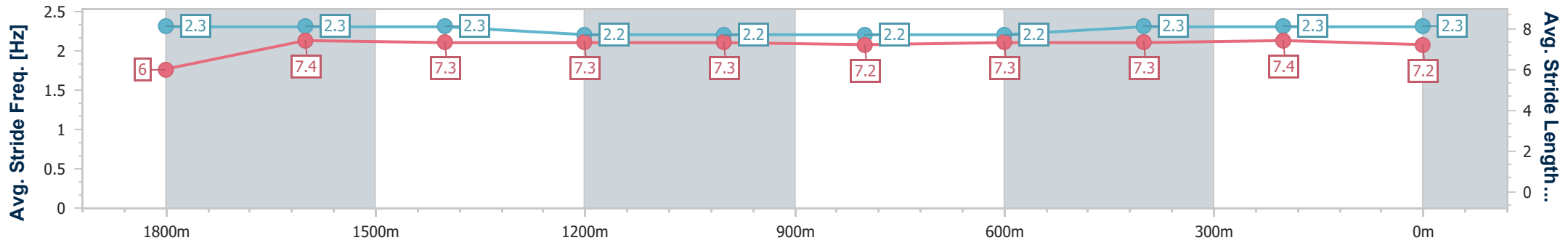
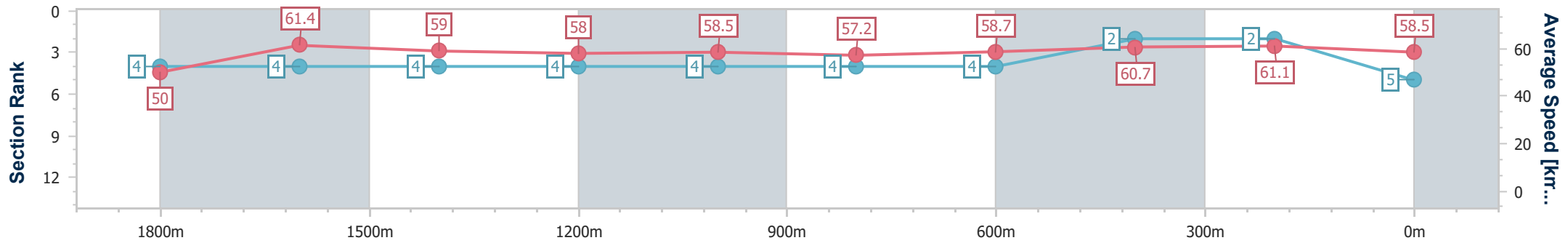
19 August 2023 - 14:03

Track Rating: Good 4, Weather: Fine, Rail Position: +0.5m Entire



BRISBANE RACING CLUB

Section	Overall	1800m	1600m	1400m	1200m	1000m	800m	600m	400m	200m
Section Times	2:03.94 [5] (0:14.39)	1:49.55 [4] (0:11.65)	1:37.90 [4] (0:12.08)	1:25.82 [4] (0:12.36)	1:13.46 [4] (0:12.32)	1:01.14 [4] (0:12.65)	0:48.49 [4] (0:12.38)	0:36.11 [4] (0:11.99)	0:24.12 [2] (0:11.82)	0:12.30 [2] (0:12.30)
Average Speed [km/h]	50.0	61.4	59.0	58.0	58.5	57.2	58.7	60.7	61.1	58.5
Top Speed [km/h]	63.4	63.4	60.1	58.9	60.6	58.2	59.8	62.1	62.2	60.5
Avg. Dist. to Rail [m]	0.6	1.4	1.9	0.7	1.2	1.5	1.6	2.0	2.2	3.6
Avg. Stride Freq. [Hz]	2.3	2.3	2.3	2.2	2.2	2.2	2.2	2.3	2.3	2.3
Avg. Stride Length [m]	6.0	7.4	7.3	7.3	7.3	7.2	7.3	7.3	7.4	7.2



- [] Ranking at each section and finish
- .-.- No data available at this section
- NA No data available



Horse/Jockey Name	Shezadandi
Final Rank	6
Fastest Section Time (Section)	0:11.67 (400m)
Top Speed [km/h] (Section)	62.4 (400m)
Race State	Finished



Doomben QLD Professional

Race 5: XXXX BENCHMARK 70 Handicap - 2000m

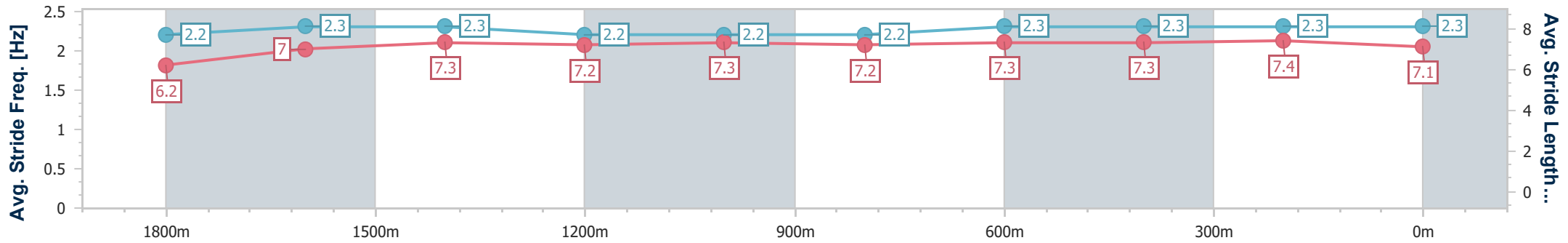
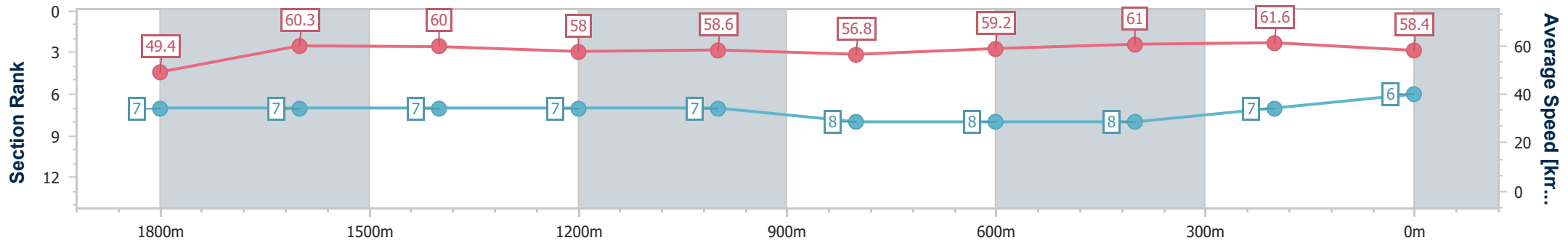
19 August 2023 - 14:03

Track Rating: Good 4, Weather: Fine, Rail Position: +0.5m Entire



BRISBANE RACING CLUB

Section	Overall	1800m	1600m	1400m	1200m	1000m	800m	600m	400m	200m
Section Times	2:04.22 [6] (0:14.70)	1:49.52 [7] (0:11.91)	1:37.61 [7] (0:11.97)	1:25.64 [7] (0:12.39)	1:13.25 [7] (0:12.31)	1:00.94 [7] (0:12.72)	0:48.22 [8] (0:12.32)	0:35.90 [8] (0:11.90)	0:24.00 [8] (0:11.67)	0:12.33 [7] (0:12.33)
Average Speed [km/h]	49.4	60.3	60.0	58.0	58.6	56.8	59.2	61.0	61.6	58.4
Top Speed [km/h]	62.2	61.8	61.5	59.2	59.8	59.6	61.6	62.0	62.4	61.3
Avg. Dist. to Rail [m]	3.0	0.8	0.6	0.4	1.8	2.3	2.1	1.1	1.7	5.7
Avg. Stride Freq. [Hz]	2.2	2.3	2.3	2.2	2.2	2.2	2.3	2.3	2.3	2.3
Avg. Stride Length [m]	6.2	7.0	7.3	7.2	7.3	7.2	7.3	7.3	7.4	7.1



- [] Ranking at each section and finish
- .-.- No data available at this section
- NA No data available



Horse/Jockey Name	Port Mourant
Final Rank	7
Fastest Section Time (Section)	0:11.74 (400m)
Top Speed [km/h] (Section)	63.5 (Overall)
Race State	Finished



Doomben QLD Professional

Race 5: XXXX BENCHMARK 70 Handicap - 2000m

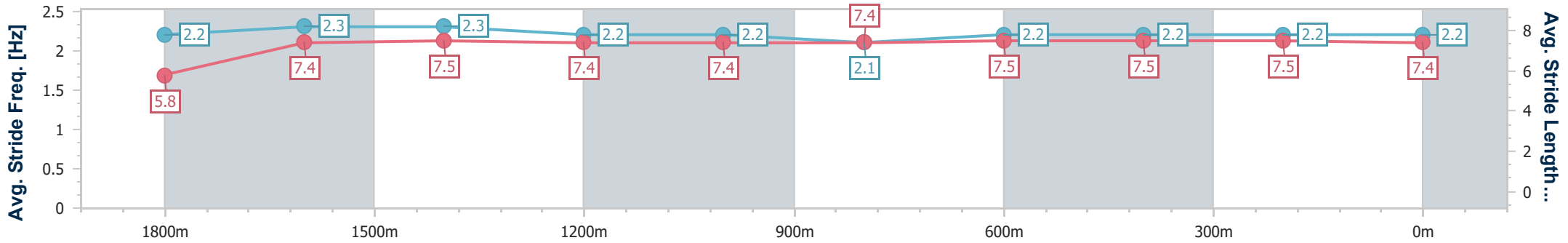
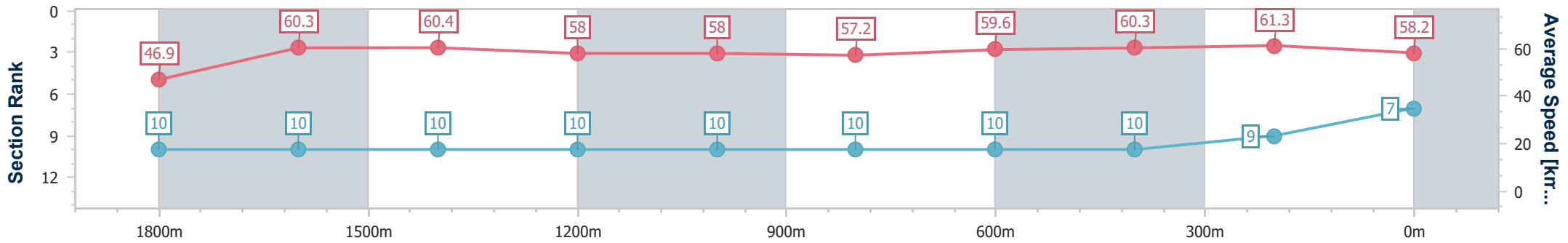
19 August 2023 - 14:03

Track Rating: Good 4, Weather: Fine, Rail Position: +0.5m Entire



BRISBANE RACING CLUB

Section	Overall	1800m	1600m	1400m	1200m	1000m	800m	600m	400m	200m
Section Times	2:04.56 [7] (0:15.38)	1:49.18 [10] (0:11.79)	1:37.39 [10] (0:11.82)	1:25.57 [10] (0:12.31)	1:13.26 [10] (0:12.40)	1:00.86 [10] (0:12.62)	0:48.24 [10] (0:12.17)	0:36.07 [10] (0:11.95)	0:24.12 [10] (0:11.74)	0:12.38 [9] (0:12.38)
Average Speed [km/h]	46.9	60.3	60.4	58.0	58.0	57.2	59.6	60.3	61.3	58.2
Top Speed [km/h]	63.5	63.5	61.6	58.9	59.4	58.5	60.9	61.0	62.3	61.3
Avg. Dist. to Rail [m]	4.9	1.9	2.5	1.4	0.7	1.2	1.3	0.5	0.6	3.5
Avg. Stride Freq. [Hz]	2.2	2.3	2.3	2.2	2.2	2.1	2.2	2.2	2.2	2.2
Avg. Stride Length [m]	5.8	7.4	7.5	7.4	7.4	7.4	7.5	7.5	7.5	7.4



- [] Ranking at each section and finish
- .-.- No data available at this section
- NA No data available



Horse/Jockey Name	Iridessa
Final Rank	8
Fastest Section Time (Section)	0:11.19 (1800m)
Top Speed [km/h] (Section)	66.9 (Overall)
Race State	Finished



Doomben QLD Professional

Race 5: XXXX BENCHMARK 70 Handicap - 2000m

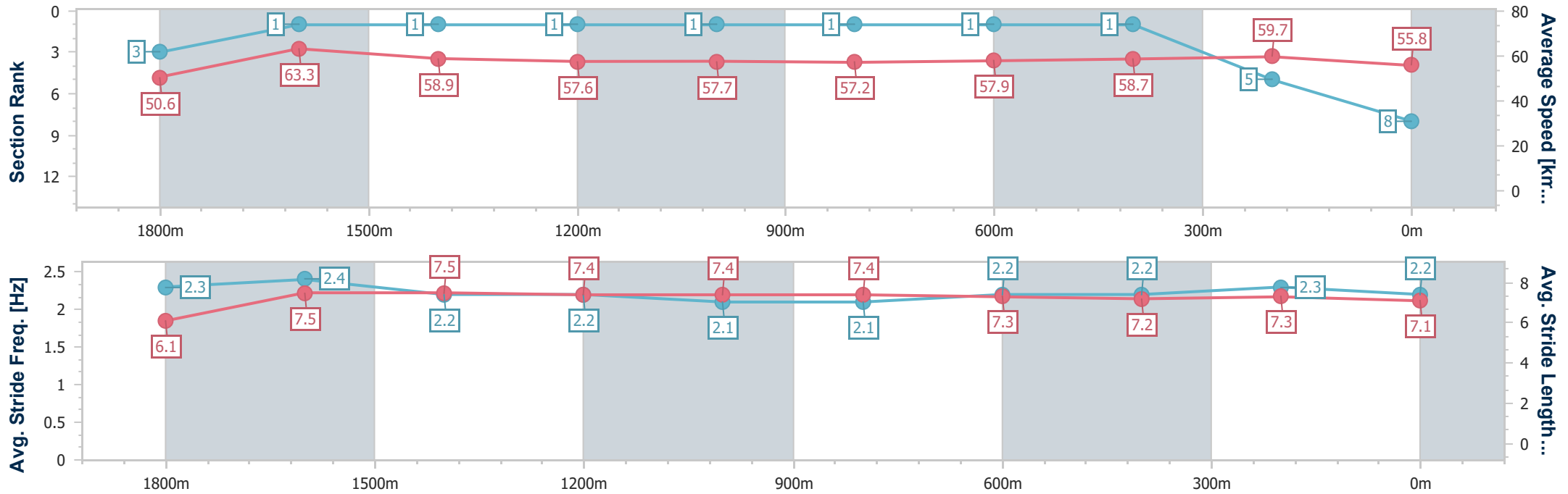
19 August 2023 - 14:03

Track Rating: Good 4, Weather: Fine, Rail Position: +0.5m Entire



BRISBANE RACING CLUB

Section	Overall	1800m	1600m	1400m	1200m	1000m	800m	600m	400m	200m
Section Times	2:04.68 [8] (0:14.23)	1:50.45 [3] (0:11.19)	1:39.26 [1] (0:12.13)	1:27.13 [1] (0:12.45)	1:14.68 [1] (0:12.47)	1:02.21 [1] (0:12.60)	0:49.61 [1] (0:12.42)	0:37.19 [1] (0:12.21)	0:24.98 [1] (0:12.08)	0:12.90 [5] (0:12.90)
Average Speed [km/h]	50.6	63.3	58.9	57.6	57.7	57.2	57.9	58.7	59.7	55.8
Top Speed [km/h]	66.9	66.5	60.1	58.3	58.5	57.6	58.9	59.9	60.3	58.9
Avg. Dist. to Rail [m]	3.3	3.3	1.8	0.7	0.2	0.3	0.1	0.6	0.4	0.4
Avg. Stride Freq. [Hz]	2.3	2.4	2.2	2.2	2.1	2.1	2.2	2.2	2.3	2.2
Avg. Stride Length [m]	6.1	7.5	7.5	7.4	7.4	7.4	7.3	7.2	7.3	7.1



- [] Ranking at each section and finish
- .-.- No data available at this section
- NA No data available



Horse/Jockey Name	Shadyvale Storm
Final Rank	9
Fastest Section Time (Section)	0:11.38 (1800m)
Top Speed [km/h] (Section)	65.9 (1800m)
Race State	Finished



Doomben QLD Professional

Race 5: XXXX BENCHMARK 70 Handicap - 2000m

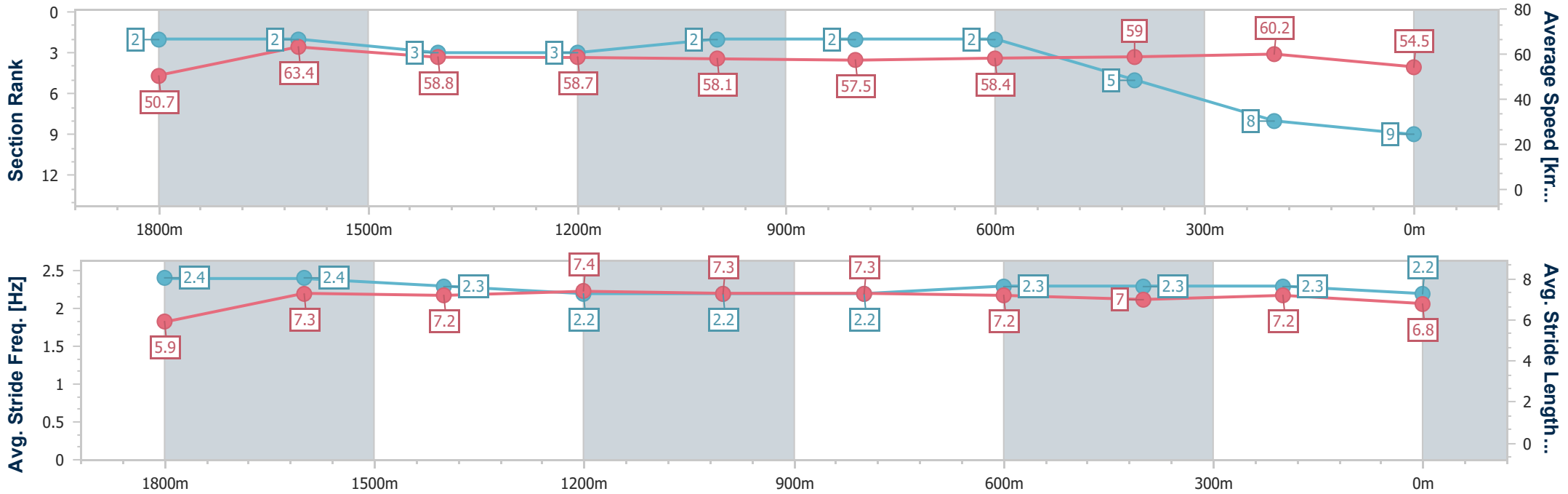
19 August 2023 - 14:03

Track Rating: Good 4, Weather: Fine, Rail Position: +0.5m Entire



BRISBANE RACING CLUB

Section	Overall	1800m	1600m	1400m	1200m	1000m	800m	600m	400m	200m
Section Times	2:05.22 [9] (0:14.21)	1:51.01 [2] (0:11.38)	1:39.63 [2] (0:12.21)	1:27.42 [3] (0:12.41)	1:15.01 [3] (0:12.41)	1:02.60 [2] (0:12.59)	0:50.01 [2] (0:12.47)	0:37.54 [2] (0:12.39)	0:25.15 [5] (0:11.93)	0:13.22 [8] (0:13.22)
Average Speed [km/h]	50.7	63.4	58.8	58.7	58.1	57.5	58.4	59.0	60.2	54.5
Top Speed [km/h]	64.8	65.9	61.4	59.8	58.6	59.0	59.1	60.4	61.8	57.2
Avg. Dist. to Rail [m]	2.6	0.8	0.7	1.8	3.4	2.1	2.3	2.4	0.5	0.6
Avg. Stride Freq. [Hz]	2.4	2.4	2.3	2.2	2.2	2.2	2.3	2.3	2.3	2.2
Avg. Stride Length [m]	5.9	7.3	7.2	7.4	7.3	7.3	7.2	7.0	7.2	6.8



- [] Ranking at each section and finish
- .-.- No data available at this section
- NA No data available



Horse/Jockey Name	Mr Dudwey
Final Rank	10
Fastest Section Time (Section)	0:11.68 (1800m)
Top Speed [km/h] (Section)	63.9 (Overall)
Race State	Finished



Doomben QLD Professional

Race 5: XXXX BENCHMARK 70 Handicap - 2000m

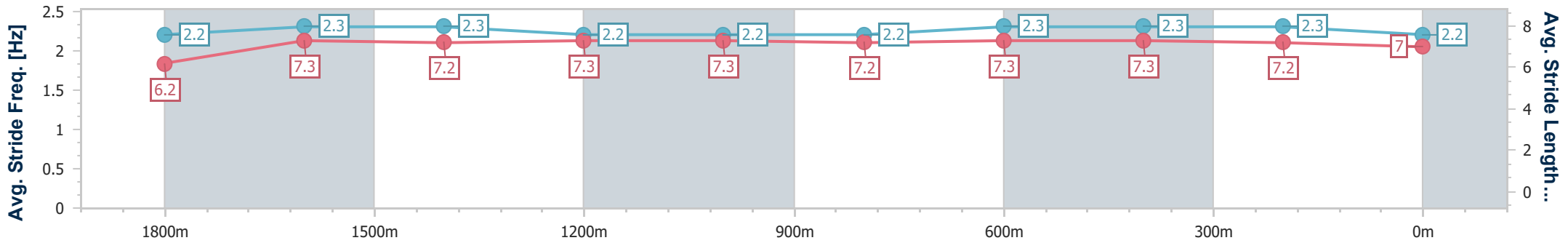
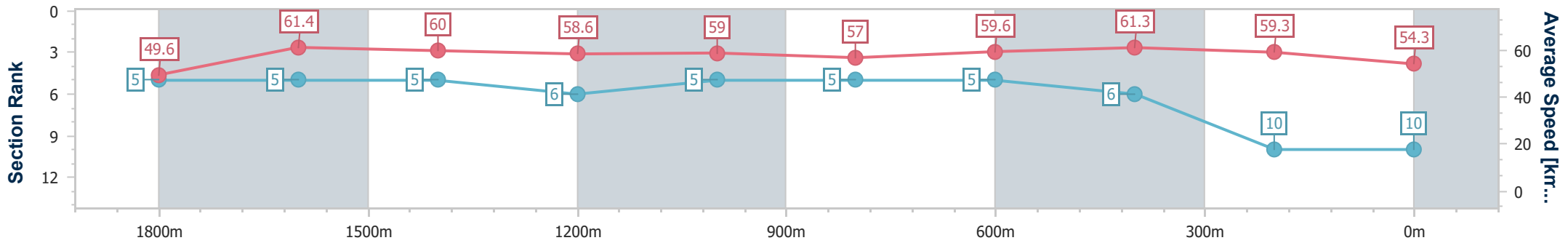
19 August 2023 - 14:03

Track Rating: Good 4, Weather: Fine, Rail Position: +0.5m Entire



BRISBANE RACING CLUB

Section	Overall	1800m	1600m	1400m	1200m	1000m	800m	600m	400m	200m
Section Times	2:05.51 [10] (0:14.54)	1:50.97 [5] (0:11.68)	1:39.29 [5] (0:12.00)	1:27.29 [5] (0:12.56)	1:14.73 [6] (0:12.22)	1:02.51 [5] (0:12.75)	0:49.76 [5] (0:12.31)	0:37.45 [5] (0:12.02)	0:25.43 [6] (0:12.17)	0:13.26 [10] (0:13.26)
Average Speed [km/h]	49.6	61.4	60.0	58.6	59.0	57.0	59.6	61.3	59.3	54.3
Top Speed [km/h]	63.9	63.9	62.4	60.1	60.5	58.9	62.2	62.3	60.8	58.4
Avg. Dist. to Rail [m]	5.6	0.8	0.6	3.2	4.0	4.1	3.6	4.2	2.1	3.3
Avg. Stride Freq. [Hz]	2.2	2.3	2.3	2.2	2.2	2.2	2.3	2.3	2.3	2.2
Avg. Stride Length [m]	6.2	7.3	7.2	7.3	7.3	7.2	7.3	7.3	7.2	7.0



- [] Ranking at each section and finish
- .-.- No data available at this section
- NA No data available