



Doomben QLD Professional

Race 4: SKY RACING No Metro Wins Handicap - 1600m

19 August 2023 - 13:28



BRISBANE
RACING CLUB

Track Rating: Good 4, Weather: Fine, Rail Position: +0.5m Entire

Section		Field Times												
		Overall	1400m	1200m	1000m	800m	600m	400m	Last 600m					
		1:35.98 (0:13.76)	1:22.22 (0:11.12)	1:11.10 (0:11.18)	0:59.92 (0:11.61)	0:48.31 (0:11.95)	0:36.36 (0:11.82)	0:24.54 (0:11.76)	0:36.36					
Rank	TAB Horse/Jockey	Barrier	Top Speed [km/h]	Fastest Section										Distance Travelled [m]
1	1 BOLLENTE Cejay Graham	9	67.8 1400m	0:11.01 1400m	1:35.98 [1] (0:13.90)	1:22.08 [2] (0:11.01)	1:11.07 [2] (0:11.30)	0:59.77 [3] (0:11.77)	0:48.00 [3] (0:11.97)	0:36.03 [2] (0:11.79)	0:24.24 [2] (0:11.68)	0:36.03		
2	3 DARK HARMONY Kyle Wilson-Taylor	12	65.5 1400m	0:11.12 1400m	1:36.01 [2] (0:13.76)	1:22.25 [1] (0:11.12)	1:11.13 [1] (0:11.18)	0:59.95 [1] (0:11.61)	0:48.34 [1] (0:11.95)	0:36.39 [1] (0:11.82)	0:24.57 [1] (0:11.76)	0:36.39	-8	
3	2 CHARLEMAGNE Ben Thompson	5	65.4 1400m	0:11.29 1400m	1:36.18 [3] (0:14.99)	1:21.19 [11] (0:11.29)	1:09.90 [11] (0:11.33)	0:58.57 [11] (0:11.46)	0:47.11 [11] (0:11.79)	0:35.32 [11] (0:11.48)	0:23.84 [8] (0:11.54)	0:35.32	-9	
4	4 FULL PRESS Adin Thompson	2	64.5 1200m	0:11.25 1200m	1:36.35 [4] (0:14.27)	1:22.08 [6] (0:11.31)	1:10.77 [6] (0:11.25)	0:59.52 [6] (0:11.65)	0:47.87 [6] (0:11.97)	0:35.90 [6] (0:11.70)	0:24.20 [6] (0:11.61)	0:35.90	-8	
5	10 LUCKY EXCHANGE Damien Thornton	3	65.4 Overall	0:11.32 1400m	1:36.38 [5] (0:14.27)	1:22.11 [7] (0:11.32)	1:10.79 [7] (0:11.34)	0:59.45 [7] (0:11.67)	0:47.78 [7] (0:11.86)	0:35.92 [7] (0:11.77)	0:24.15 [7] (0:11.62)	0:35.92	+1	
6	12 WEGOBAM Samantha Collett	7	65.5 1200m	0:11.19 1400m	1:36.48 [6] (0:14.80)	1:21.68 [9] (0:11.19)	1:10.49 [9] (0:11.25)	0:59.24 [8] (0:11.59)	0:47.65 [9] (0:11.79)	0:35.86 [8] (0:11.79)	0:24.07 [9] (0:11.71)	0:35.86	-1	
7	6 PRIME IMPACT Andrew Mallyon	8	65.0 1400m	0:11.24 1400m	1:36.69 [7] (0:13.96)	1:22.73 [4] (0:11.24)	1:11.49 [4] (0:11.30)	1:00.19 [5] (0:11.78)	0:48.41 [4] (0:11.83)	0:36.58 [4] (0:11.96)	0:24.62 [3] (0:11.87)	0:36.58	-3	
8	9 STAR SEEKER Melea Castle	1	66.1 1200m	0:11.18 1200m	1:36.72 [8] (0:14.02)	1:22.70 [5] (0:11.29)	1:11.41 [5] (0:11.18)	1:00.23 [4] (0:11.84)	0:48.39 [5] (0:11.99)	0:36.40 [5] (0:11.75)	0:24.65 [4] (0:11.79)	0:36.40	-7	
9	13 ROSOVO Georgina Cartwright	10	65.3 1200m	0:11.26 1200m	1:36.76 [9] (0:14.92)	1:21.84 [10] (0:11.29)	1:10.55 [10] (0:11.26)	0:59.29 [10] (0:11.55)	0:47.74 [10] (0:11.79)	0:35.95 [10] (0:11.64)	0:24.31 [10] (0:11.74)	0:35.95	+5	
10	11 CRACK OF DOOM Angela Jones	6	64.2 1200m	0:11.32 1400m	1:36.76 [10] (0:14.63)	1:22.13 [8] (0:11.32)	1:10.81 [8] (0:11.36)	0:59.45 [9] (0:11.51)	0:47.94 [8] (0:11.89)	0:36.05 [9] (0:11.80)	0:24.25 [11] (0:11.62)	0:36.05	-8	

Scratched: Heleva Deel (#5), Smytzer (#8)

[] Ranking at each section and finish
 -:-:- No data available at this section
 NA No data available

SCN Saddle cloth number
 DNF Did not finish
 DNT Did not track



Doomben QLD Professional

Race 4: SKY RACING No Metro Wins Handicap - 1600m

19 August 2023 - 13:28



BRISBANE
RACING CLUB

Track Rating: Good 4, Weather: Fine, Rail Position: +0.5m Entire

Section	Overall	1400m	1200m	1000m	800m	600m	400m	Last 600m
Field Times	1:35.98 (0:13.76)	1:22.22 (0:11.12)	1:11.10 (0:11.18)	0:59.92 (0:11.61)	0:48.31 (0:11.95)	0:36.36 (0:11.82)	0:24.54 (0:11.76)	0:36.36

Rank	TAB	Horse/Jockey	Barrier	Top Speed [km/h]	Fastest Section	Distance Travelled [m]
11	7	SET ABLAZE	11	67.8	0:11.04	+4
		Luke Tarrant		Overall	1400m	

Scratched: Heleva Deel (#5), Smytzer (#8)

[] Ranking at each section and finish
 -:-:- No data available at this section
 NA No data available

SCN Saddle cloth number
 DNF Did not finish
 DNT Did not track



Doomben QLD Professional

Race 4: SKY RACING No Metro Wins Handicap - 1600m

19 August 2023 - 13:28



BRISBANE
RACING CLUB

Track Rating: Good 4, Weather: Fine, Rail Position: +0.5m Entire

Section							200m			Last 600m
Field Times							0:12.78			0:36.36
							(0:12.78)			
Rank	TAB	Horse/Jockey	Barrier	Top Speed [km/h]	Fastest Section	Margin			Distance Travelled [m]	
1	1	BOLLENTE Cejay Graham	9	67.8 1400m	0:11.01 1400m	0:12.56 [2] (0:12.56)	1:35.98		0:36.03	
2	3	DARK HARMONY Kyle Wilson-Taylor	12	65.5 1400m	0:11.12 1400m	0:12.81 [1] (0:12.81)	0.13L		0:36.39 -8	
3	2	CHARLEMAGNE Ben Thompson	5	65.4 1400m	0:11.29 1400m	0:12.30 [6] (0:12.30)	1.16L		0:35.32 -9	
4	4	FULL PRESS Adin Thompson	2	64.5 1200m	0:11.25 1200m	0:12.59 [3] (0:12.59)	2.17L		0:35.90 -8	
5	10	LUCKY EXCHANGE Damien Thornton	3	65.4 Overall	0:11.32 1400m	0:12.53 [4] (0:12.53)	2.3L		0:35.92 +1	
6	12	WEGOBAM Samantha Collett	7	65.5 1200m	0:11.19 1400m	0:12.36 [8] (0:12.36)	2.9L		0:35.86 -1	
7	6	PRIME IMPACT Andrew Mallyon	8	65.0 1400m	0:11.24 1400m	0:12.75 [7] (0:12.75)	4.12L		0:36.58 -3	
8	9	STAR SEEKER Melea Castle	1	66.1 1200m	0:11.18 1200m	0:12.86 [5] (0:12.86)	4.33L		0:36.40 -7	
9	13	ROSOVO Georgina Cartwright	10	65.3 1200m	0:11.26 1200m	0:12.57 [10] (0:12.57)	4.55L		0:35.95 +5	
10	11	CRACK OF DOOM Angela Jones	6	64.2 1200m	0:11.32 1400m	0:12.63 [9] (0:12.63)	4.59L		0:36.05 -8	

Scratched: Heleva Deel (#5), Smytzer (#8)

[] Ranking at each section and finish
 -:-:- No data available at this section
 NA No data available

SCN Saddle cloth number
 DNF Did not finish
 DNT Did not track



Doomben QLD Professional

Race 4: SKY RACING No Metro Wins Handicap - 1600m

19 August 2023 - 13:28



BRISBANE
RACING CLUB

Track Rating: Good 4, Weather: Fine, Rail Position: +0.5m Entire

Section				200m				Last 600m		
Field Times				0:12.78 (0:12.78)				0:36.36		
Rank	TAB	Horse/Jockey	Barrier	Top Speed [km/h]	Fastest Section	Margin			Distance Travelled [m]	
11	7	SET ABLAZE	11	67.8	0:11.04	0:14.26 [11]	16.94L		0:38.89	+4
		Luke Tarrant		Overall	1400m	(0:14.26)				

Scratched: Heleva Deel (#5), Smytzer (#8)

[] Ranking at each section and finish
 -:-:- No data available at this section
 NA No data available

SCN Saddle cloth number
 DNF Did not finish
 DNT Did not track



Horse/Jockey Name	Bollente
Final Rank	1
Fastest Section Time (Section)	0:11.01 (1400m)
Top Speed [km/h] (Section)	67.8 (1400m)
Race State	Finished



Doomben QLD Professional

Race 4: SKY RACING No Metro Wins Handicap - 1600m

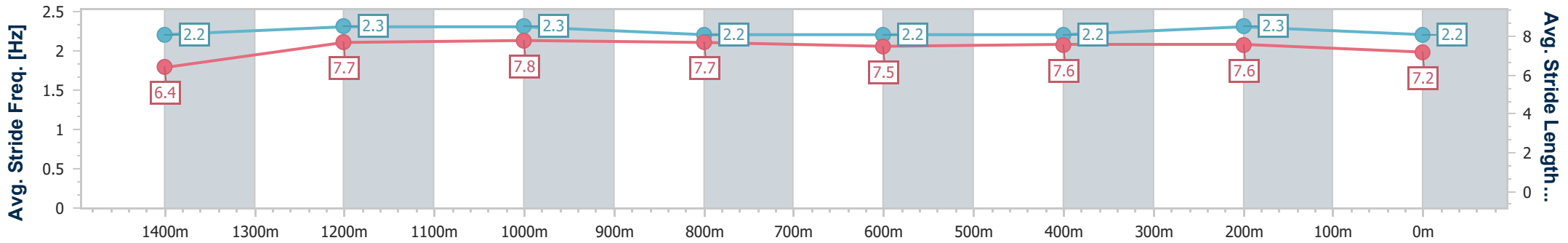
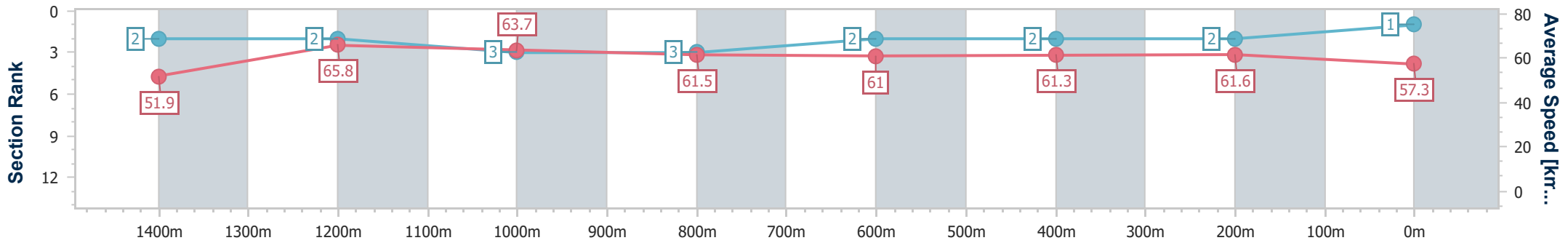
19 August 2023 - 13:28

Track Rating: Good 4, Weather: Fine, Rail Position: +0.5m Entire



BRISBANE RACING CLUB

Section	Overall	1400m	1200m	1000m	800m	600m	400m	200m
Section Times	1:35.98 [1] (0:13.90)	1:22.08 [2] (0:11.01)	1:11.07 [2] (0:11.30)	0:59.77 [3] (0:11.77)	0:48.00 [3] (0:11.97)	0:36.03 [2] (0:11.79)	0:24.24 [2] (0:11.68)	0:12.56 [2] (0:12.56)
Average Speed [km/h]	51.9	65.8	63.7	61.5	61.0	61.3	61.6	57.3
Top Speed [km/h]	67.8	67.8	64.3	64.2	62.5	62.3	62.4	60.3
Avg. Dist. to Rail [m]	3.8	0.8	3.0	2.4	2.2	1.0	0.5	0.6
Avg. Stride Freq. [Hz]	2.2	2.3	2.3	2.2	2.2	2.2	2.3	2.2
Avg. Stride Length [m]	6.4	7.7	7.8	7.7	7.5	7.6	7.6	7.2



- [] Ranking at each section and finish
- .-.- No data available at this section
- NA No data available



Horse/Jockey Name	Dark Harmony
Final Rank	2
Fastest Section Time (Section)	0:11.12 (1400m)
Top Speed [km/h] (Section)	65.5 (1400m)
Race State	Finished



Doomben QLD Professional

Race 4: SKY RACING No Metro Wins Handicap - 1600m

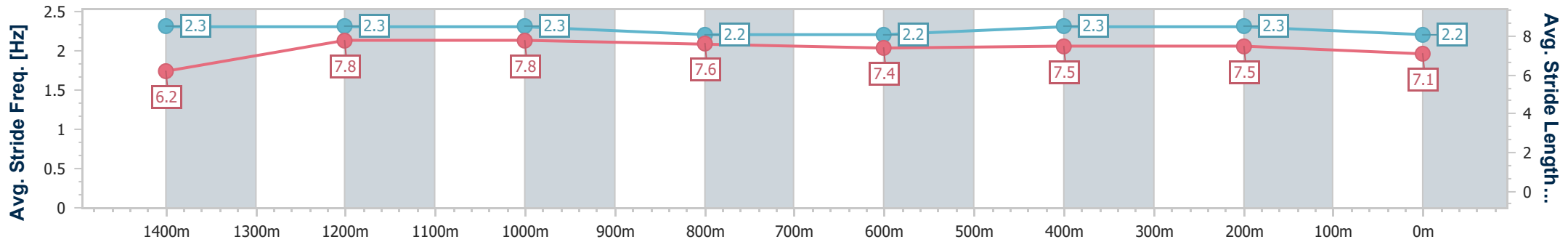
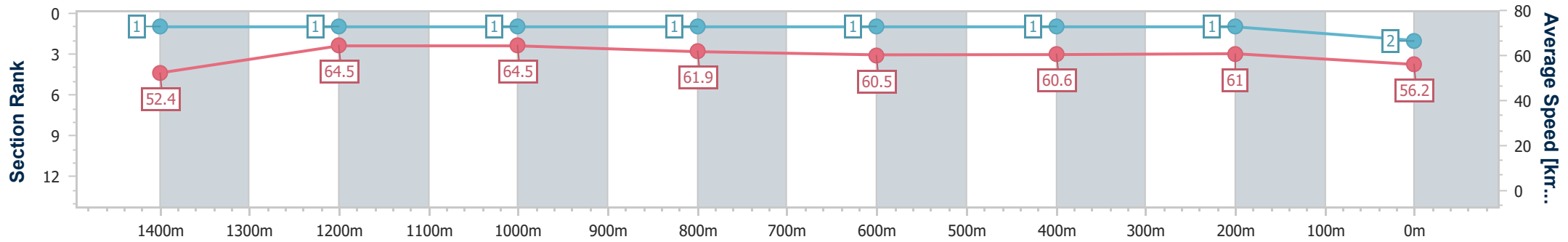
19 August 2023 - 13:28

Track Rating: Good 4, Weather: Fine, Rail Position: +0.5m Entire



BRISBANE RACING CLUB

Section	Overall	1400m	1200m	1000m	800m	600m	400m	200m
Section Times	1:36.01 [2] (0:13.76)	1:22.25 [1] (0:11.12)	1:11.13 [1] (0:11.18)	0:59.95 [1] (0:11.61)	0:48.34 [1] (0:11.95)	0:36.39 [1] (0:11.82)	0:24.57 [1] (0:11.76)	0:12.81 [1] (0:12.81)
Average Speed [km/h]	52.4	64.5	64.5	61.9	60.5	60.6	61.0	56.2
Top Speed [km/h]	65.4	65.5	65.2	63.0	61.5	61.2	62.3	58.6
Avg. Dist. to Rail [m]	5.6	0.6	0.3	0.6	0.3	0.7	2.0	1.7
Avg. Stride Freq. [Hz]	2.3	2.3	2.3	2.2	2.2	2.3	2.3	2.2
Avg. Stride Length [m]	6.2	7.8	7.8	7.6	7.4	7.5	7.5	7.1



- [] Ranking at each section and finish
- .-.- No data available at this section
- NA No data available



Horse/Jockey Name	Charlemagne
Final Rank	3
Fastest Section Time (Section)	0:11.29 (1400m)
Top Speed [km/h] (Section)	65.4 (1400m)
Race State	Finished



Doomben QLD Professional

Race 4: SKY RACING No Metro Wins Handicap - 1600m

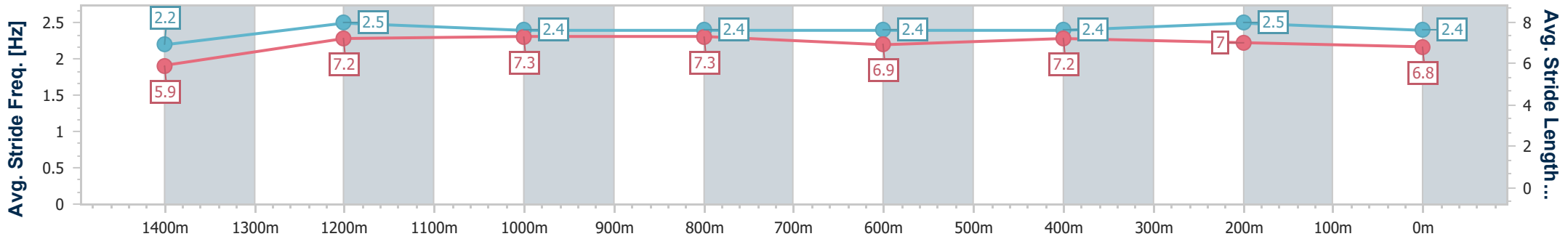
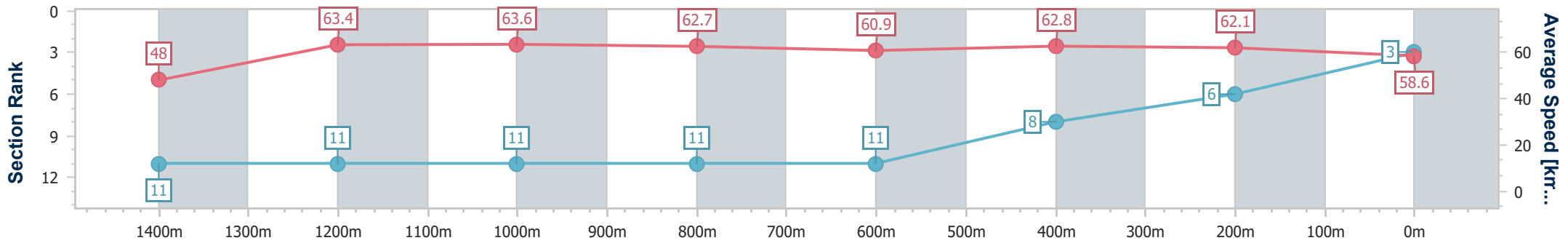
19 August 2023 - 13:28

Track Rating: Good 4, Weather: Fine, Rail Position: +0.5m Entire



BRISBANE RACING CLUB

Section	Overall	1400m	1200m	1000m	800m	600m	400m	200m
Section Times	1:36.18 [3] (0:14.99)	1:21.19 [11] (0:11.29)	1:09.90 [11] (0:11.33)	0:58.57 [11] (0:11.46)	0:47.11 [11] (0:11.79)	0:35.32 [11] (0:11.48)	0:23.84 [8] (0:11.54)	0:12.30 [6] (0:12.30)
Average Speed [km/h]	48.0	63.4	63.6	62.7	60.9	62.8	62.1	58.6
Top Speed [km/h]	63.4	65.4	65.3	63.8	64.4	64.1	63.7	62.3
Avg. Dist. to Rail [m]	1.3	0.8	0.3	0.4	0.6	0.7	0.8	0.8
Avg. Stride Freq. [Hz]	2.2	2.5	2.4	2.4	2.4	2.4	2.5	2.4
Avg. Stride Length [m]	5.9	7.2	7.3	7.3	6.9	7.2	7.0	6.8



- [] Ranking at each section and finish
- .-.- No data available at this section
- NA No data available



Horse/Jockey Name	Full Press
Final Rank	4
Fastest Section Time (Section)	0:11.25 (1200m)
Top Speed [km/h] (Section)	64.5 (1200m)
Race State	Finished



Doomben QLD Professional

Race 4: SKY RACING No Metro Wins Handicap - 1600m

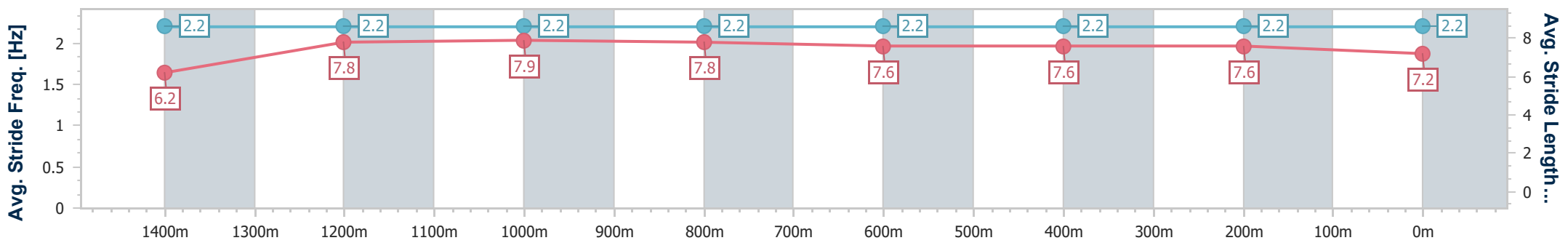
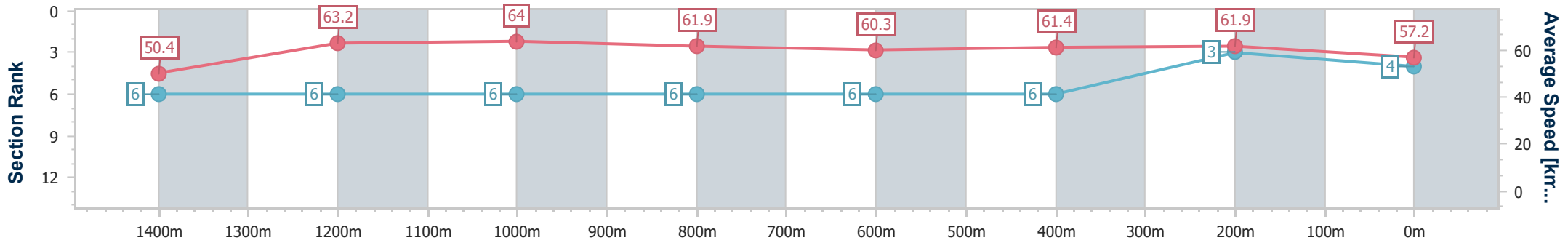
19 August 2023 - 13:28

Track Rating: Good 4, Weather: Fine, Rail Position: +0.5m Entire



BRISBANE RACING CLUB

Section	Overall	1400m	1200m	1000m	800m	600m	400m	200m
Section Times	1:36.35 [4] (0:14.27)	1:22.08 [6] (0:11.31)	1:10.77 [6] (0:11.25)	0:59.52 [6] (0:11.65)	0:47.87 [6] (0:11.97)	0:35.90 [6] (0:11.70)	0:24.20 [6] (0:11.61)	0:12.59 [3] (0:12.59)
Average Speed [km/h]	50.4	63.2	64.0	61.9	60.3	61.4	61.9	57.2
Top Speed [km/h]	63.4	64.3	64.5	63.7	60.7	62.6	63.0	60.5
Avg. Dist. to Rail [m]	0.6	1.0	0.3	0.4	0.9	0.8	1.0	1.2
Avg. Stride Freq. [Hz]	2.2	2.2	2.2	2.2	2.2	2.2	2.2	2.2
Avg. Stride Length [m]	6.2	7.8	7.9	7.8	7.6	7.6	7.6	7.2



- [] Ranking at each section and finish
- .-.- No data available at this section
- NA No data available



Horse/Jockey Name	Lucky Exchange
Final Rank	5
Fastest Section Time (Section)	0:11.32 (1400m)
Top Speed [km/h] (Section)	65.4 (Overall)
Race State	Finished



Doomben QLD Professional

Race 4: SKY RACING No Metro Wins Handicap - 1600m

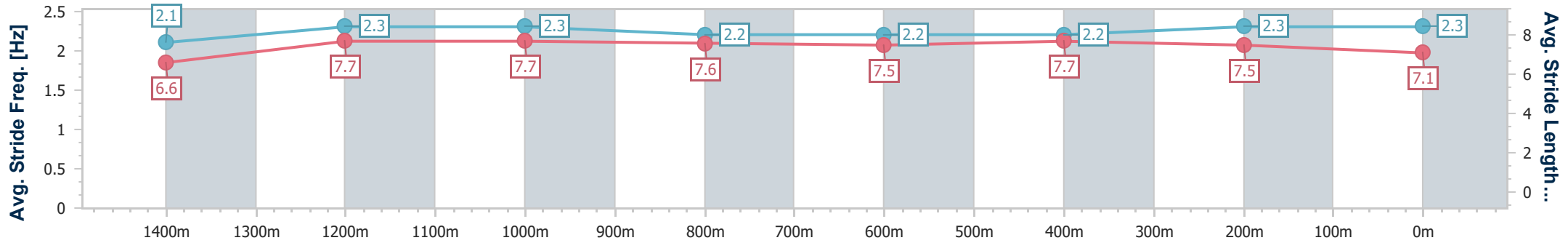
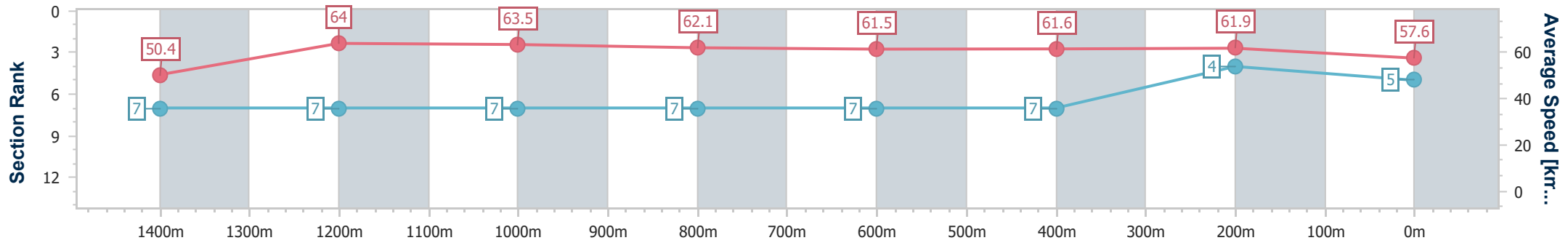
19 August 2023 - 13:28

Track Rating: Good 4, Weather: Fine, Rail Position: +0.5m Entire



BRISBANE RACING CLUB

Section	Overall	1400m	1200m	1000m	800m	600m	400m	200m
Section Times	1:36.38 [5] (0:14.27)	1:22.11 [7] (0:11.32)	1:10.79 [7] (0:11.34)	0:59.45 [7] (0:11.67)	0:47.78 [7] (0:11.86)	0:35.92 [7] (0:11.77)	0:24.15 [7] (0:11.62)	0:12.53 [4] (0:12.53)
Average Speed [km/h]	50.4	64.0	63.5	62.1	61.5	61.6	61.9	57.6
Top Speed [km/h]	65.4	64.9	64.3	63.6	62.9	62.6	62.9	61.4
Avg. Dist. to Rail [m]	0.7	1.0	2.2	2.0	2.6	1.1	1.3	2.3
Avg. Stride Freq. [Hz]	2.1	2.3	2.3	2.2	2.2	2.2	2.3	2.3
Avg. Stride Length [m]	6.6	7.7	7.7	7.6	7.5	7.7	7.5	7.1



- [] Ranking at each section and finish
- .-.- No data available at this section
- NA No data available



Horse/Jockey Name	Wegobam
Final Rank	6
Fastest Section Time (Section)	0:11.19 (1400m)
Top Speed [km/h] (Section)	65.5 (1200m)
Race State	Finished



Doomben QLD Professional

Race 4: SKY RACING No Metro Wins Handicap - 1600m

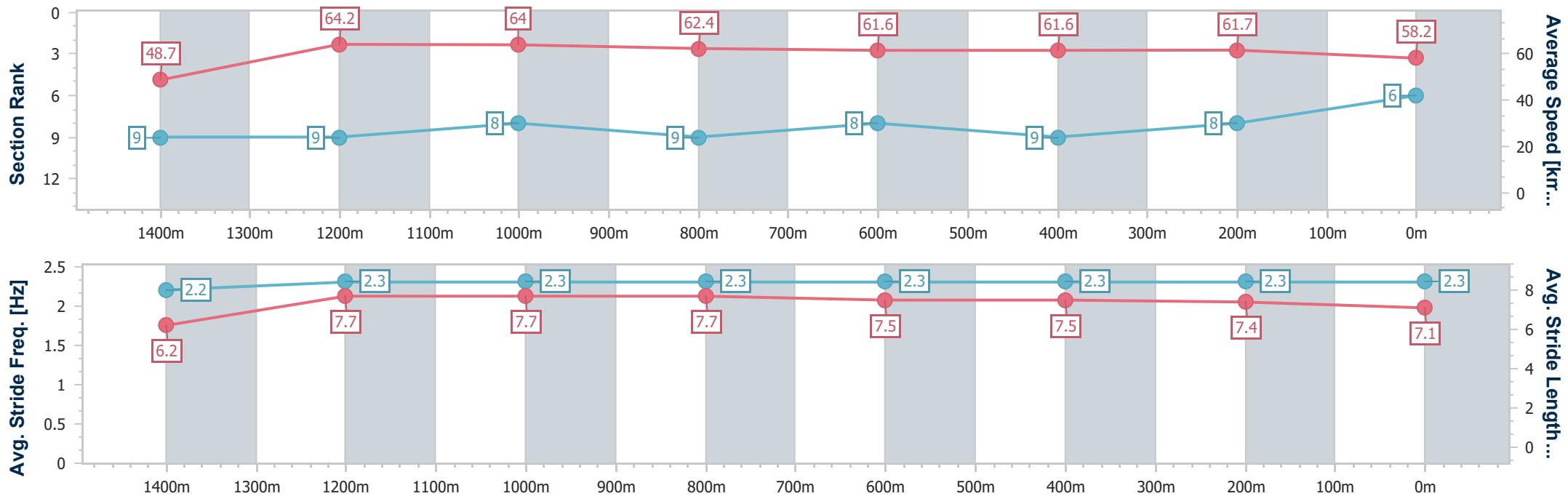
19 August 2023 - 13:28

Track Rating: Good 4, Weather: Fine, Rail Position: +0.5m Entire



BRISBANE RACING CLUB

Section	Overall	1400m	1200m	1000m	800m	600m	400m	200m
Section Times	1:36.48 [6] (0:14.80)	1:21.68 [9] (0:11.19)	1:10.49 [9] (0:11.25)	0:59.24 [8] (0:11.59)	0:47.65 [9] (0:11.79)	0:35.86 [8] (0:11.79)	0:24.07 [9] (0:11.71)	0:12.36 [8] (0:12.36)
Average Speed [km/h]	48.7	64.2	64.0	62.4	61.6	61.6	61.7	58.2
Top Speed [km/h]	61.7	65.1	65.5	63.7	63.1	62.4	63.1	60.1
Avg. Dist. to Rail [m]	2.1	0.7	1.4	1.7	1.8	1.7	2.0	3.4
Avg. Stride Freq. [Hz]	2.2	2.3	2.3	2.3	2.3	2.3	2.3	2.3
Avg. Stride Length [m]	6.2	7.7	7.7	7.7	7.5	7.5	7.4	7.1



- [] Ranking at each section and finish
- .-.- No data available at this section
- NA No data available



Horse/Jockey Name	Prime Impact
Final Rank	7
Fastest Section Time (Section)	0:11.24 (1400m)
Top Speed [km/h] (Section)	65.0 (1400m)
Race State	Finished



Doomben QLD Professional

Race 4: SKY RACING No Metro Wins Handicap - 1600m

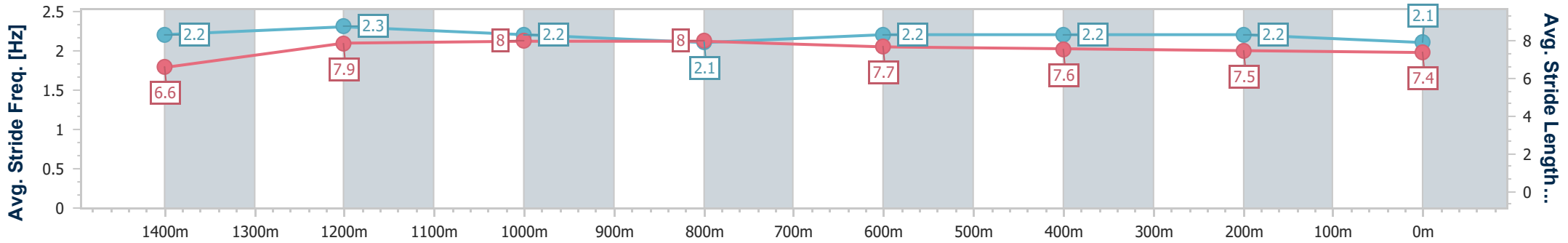
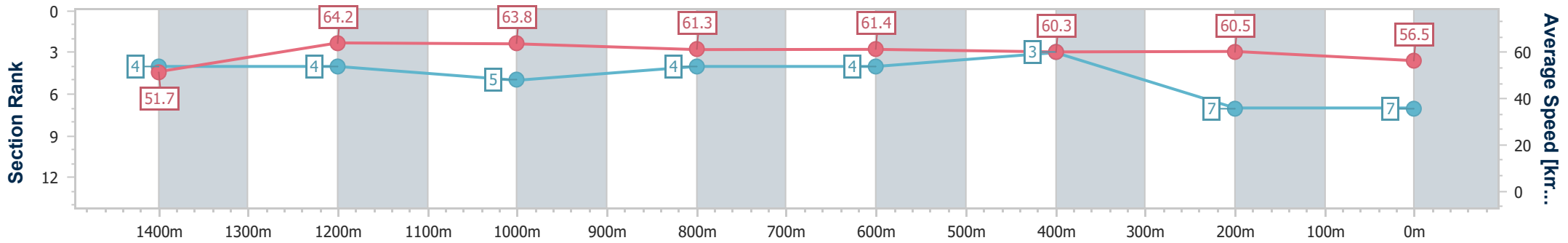
19 August 2023 - 13:28

Track Rating: Good 4, Weather: Fine, Rail Position: +0.5m Entire



BRISBANE RACING CLUB

Section	Overall	1400m	1200m	1000m	800m	600m	400m	200m
Section Times	1:36.69 [7] (0:13.96)	1:22.73 [4] (0:11.24)	1:11.49 [4] (0:11.30)	1:00.19 [5] (0:11.78)	0:48.41 [4] (0:11.83)	0:36.58 [4] (0:11.96)	0:24.62 [3] (0:11.87)	0:12.75 [7] (0:12.75)
Average Speed [km/h]	51.7	64.2	63.8	61.3	61.4	60.3	60.5	56.5
Top Speed [km/h]	64.5	65.0	64.6	62.7	62.6	61.0	61.8	59.2
Avg. Dist. to Rail [m]	2.8	0.6	1.6	1.5	1.4	0.6	0.6	1.5
Avg. Stride Freq. [Hz]	2.2	2.3	2.2	2.1	2.2	2.2	2.2	2.1
Avg. Stride Length [m]	6.6	7.9	8.0	8.0	7.7	7.6	7.5	7.4



- [] Ranking at each section and finish
- .-.- No data available at this section
- NA No data available



Horse/Jockey Name	Star Seeker
Final Rank	8
Fastest Section Time (Section)	0:11.18 (1200m)
Top Speed [km/h] (Section)	66.1 (1200m)
Race State	Finished



Doomben QLD Professional

Race 4: SKY RACING No Metro Wins Handicap - 1600m

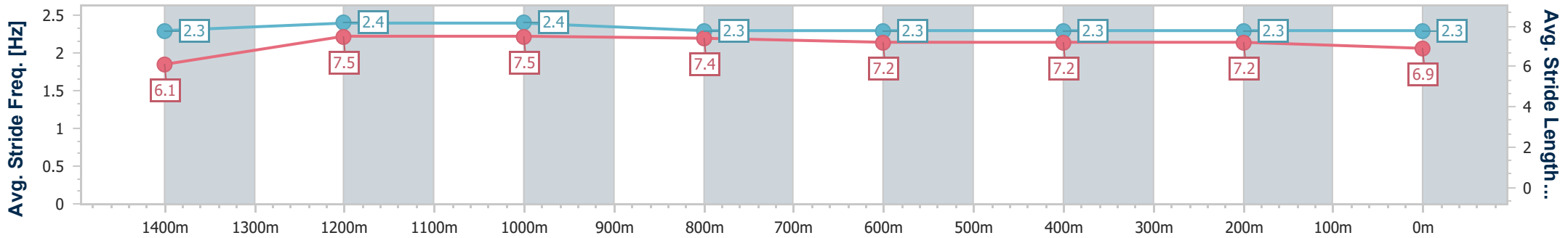
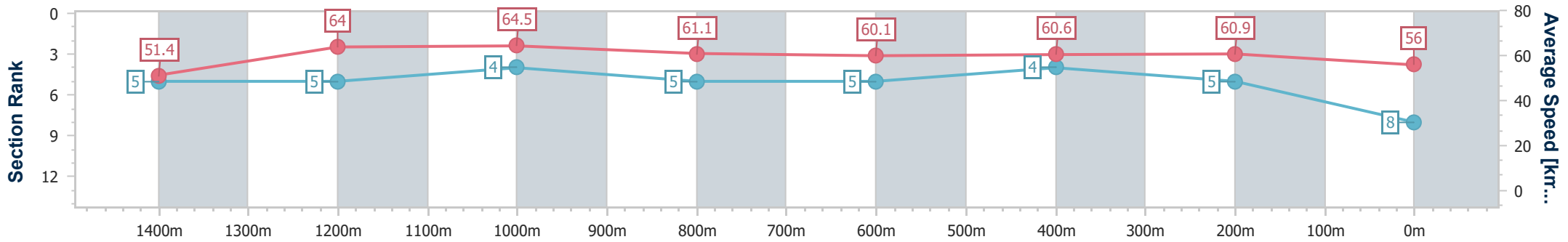
19 August 2023 - 13:28

Track Rating: Good 4, Weather: Fine, Rail Position: +0.5m Entire



BRISBANE RACING CLUB

Section	Overall	1400m	1200m	1000m	800m	600m	400m	200m
Section Times	1:36.72 [8] (0:14.02)	1:22.70 [5] (0:11.29)	1:11.41 [5] (0:11.18)	1:00.23 [4] (0:11.84)	0:48.39 [5] (0:11.99)	0:36.40 [5] (0:11.75)	0:24.65 [4] (0:11.79)	0:12.86 [5] (0:12.86)
Average Speed [km/h]	51.4	64.0	64.5	61.1	60.1	60.6	60.9	56.0
Top Speed [km/h]	64.4	64.8	66.1	63.7	61.8	62.4	62.6	60.2
Avg. Dist. to Rail [m]	0.8	0.9	2.2	1.7	0.5	1.7	1.3	0.9
Avg. Stride Freq. [Hz]	2.3	2.4	2.4	2.3	2.3	2.3	2.3	2.3
Avg. Stride Length [m]	6.1	7.5	7.5	7.4	7.2	7.2	7.2	6.9



- [] Ranking at each section and finish
- .-.- No data available at this section
- NA No data available



Horse/Jockey Name	Rosovo
Final Rank	9
Fastest Section Time (Section)	0:11.26 (1200m)
Top Speed [km/h] (Section)	65.3 (1200m)
Race State	Finished



Doomben QLD Professional

Race 4: SKY RACING No Metro Wins Handicap - 1600m

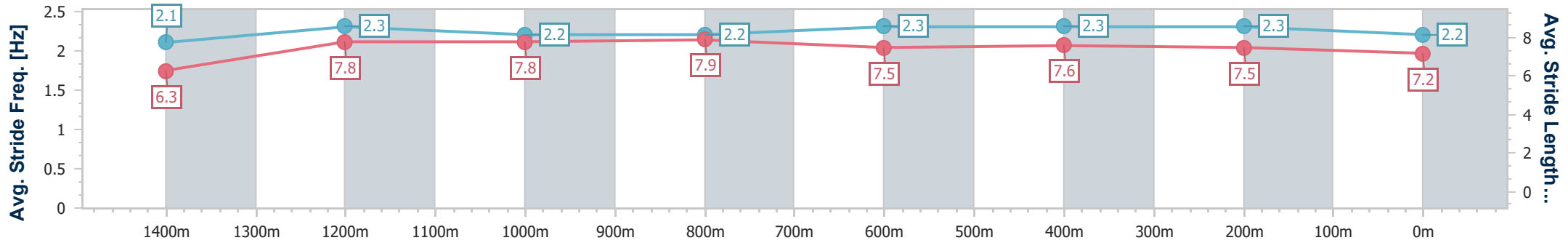
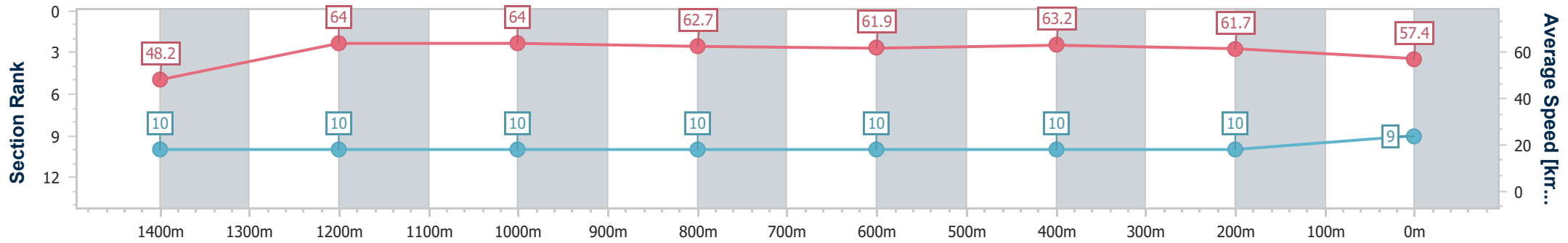
19 August 2023 - 13:28

Track Rating: Good 4, Weather: Fine, Rail Position: +0.5m Entire



BRISBANE RACING CLUB

Section	Overall	1400m	1200m	1000m	800m	600m	400m	200m
Section Times	1:36.76 [9] (0:14.92)	1:21.84 [10] (0:11.29)	1:10.55 [10] (0:11.26)	0:59.29 [10] (0:11.55)	0:47.74 [10] (0:11.79)	0:35.95 [10] (0:11.64)	0:24.31 [10] (0:11.74)	0:12.57 [10] (0:12.57)
Average Speed [km/h]	48.2	64.0	64.0	62.7	61.9	63.2	61.7	57.4
Top Speed [km/h]	62.8	65.2	65.3	63.5	64.7	64.6	62.8	60.0
Avg. Dist. to Rail [m]	3.0	1.1	2.8	2.9	2.5	3.7	4.4	6.6
Avg. Stride Freq. [Hz]	2.1	2.3	2.2	2.2	2.3	2.3	2.3	2.2
Avg. Stride Length [m]	6.3	7.8	7.8	7.9	7.5	7.6	7.5	7.2



- [] Ranking at each section and finish
- .-.- No data available at this section
- NA No data available



Horse/Jockey Name	Crack Of Doom
Final Rank	10
Fastest Section Time (Section)	0:11.32 (1400m)
Top Speed [km/h] (Section)	64.2 (1200m)
Race State	Finished



Doomben QLD Professional

Race 4: SKY RACING No Metro Wins Handicap - 1600m

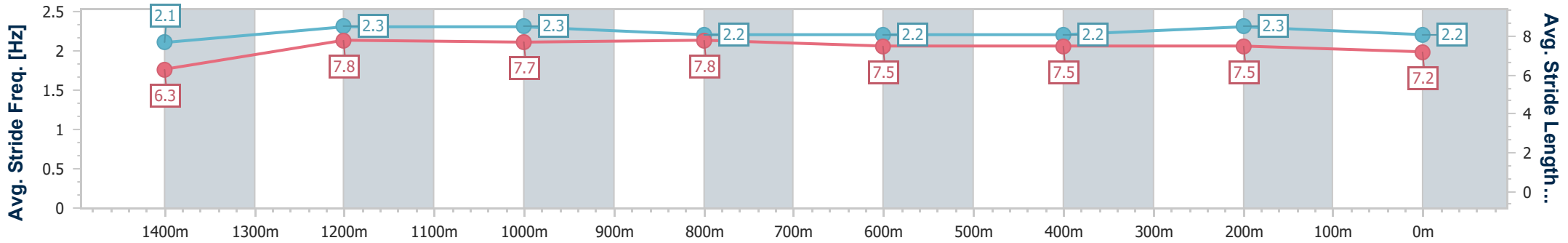
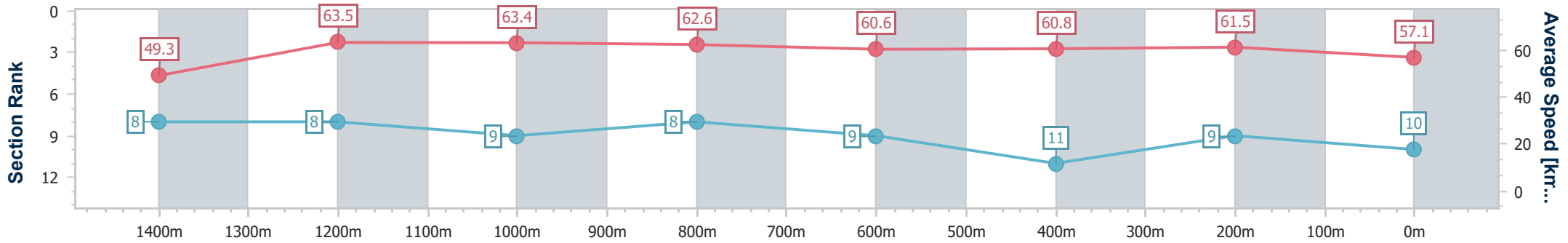
19 August 2023 - 13:28

Track Rating: Good 4, Weather: Fine, Rail Position: +0.5m Entire



BRISBANE RACING CLUB

Section	Overall	1400m	1200m	1000m	800m	600m	400m	200m
Section Times	1:36.76 [10] (0:14.63)	1:22.13 [8] (0:11.32)	1:10.81 [8] (0:11.36)	0:59.45 [9] (0:11.51)	0:47.94 [8] (0:11.89)	0:36.05 [9] (0:11.80)	0:24.25 [11] (0:11.62)	0:12.63 [9] (0:12.63)
Average Speed [km/h]	49.3	63.5	63.4	62.6	60.6	60.8	61.5	57.1
Top Speed [km/h]	63.2	64.0	64.2	63.9	61.8	62.4	62.6	59.3
Avg. Dist. to Rail [m]	2.2	0.6	1.2	0.8	0.4	0.9	2.5	2.6
Avg. Stride Freq. [Hz]	2.1	2.3	2.3	2.2	2.2	2.2	2.3	2.2
Avg. Stride Length [m]	6.3	7.8	7.7	7.8	7.5	7.5	7.5	7.2



- [] Ranking at each section and finish
- .-.- No data available at this section
- NA No data available



Horse/Jockey Name	Set Ablaze
Final Rank	11
Fastest Section Time (Section)	0:11.04 (1400m)
Top Speed [km/h] (Section)	67.8 (Overall)
Race State	Finished



Doomben QLD Professional

Race 4: SKY RACING No Metro Wins Handicap - 1600m

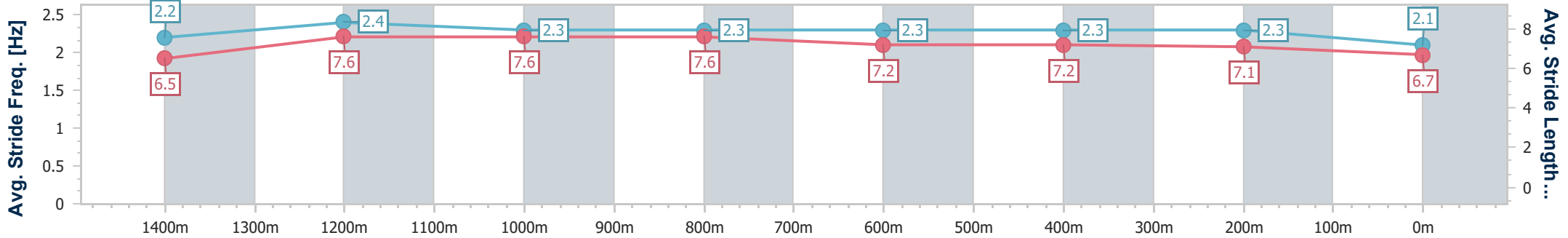
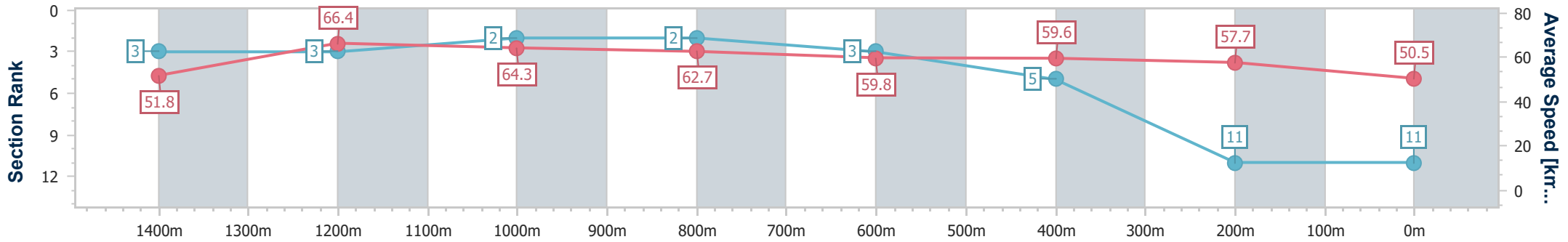
19 August 2023 - 13:28

Track Rating: Good 4, Weather: Fine, Rail Position: +0.5m Entire



BRISBANE RACING CLUB

Section	Overall	1400m	1200m	1000m	800m	600m	400m	200m
Section Times	1:38.86 [11] (0:13.93)	1:24.93 [3] (0:11.04)	1:13.89 [3] (0:11.23)	1:02.66 [2] (0:11.56)	0:51.10 [2] (0:12.21)	0:38.89 [3] (0:12.15)	0:26.74 [5] (0:12.48)	0:14.26 [11] (0:14.26)
Average Speed [km/h]	51.8	66.4	64.3	62.7	59.8	59.6	57.7	50.5
Top Speed [km/h]	67.8	67.4	66.1	64.1	60.9	61.2	59.5	55.6
Avg. Dist. to Rail [m]	5.2	2.8	3.4	3.1	2.8	1.1	0.3	1.7
Avg. Stride Freq. [Hz]	2.2	2.4	2.3	2.3	2.3	2.3	2.3	2.1
Avg. Stride Length [m]	6.5	7.6	7.6	7.6	7.2	7.2	7.1	6.7



- [] Ranking at each section and finish
- .-.- No data available at this section
- NA No data available