



Doomben QLD Professional
Race 1: BRC MEMBERSHIP 18-29 YEARS ON SALE NOW BENCHMARK
70 Handicap - 1050m
19 August 2023 - 11:44



Track Rating: Good 4, Weather: Fine, Rail Position: +0.5m Entire

| Section | | Overall | 1000m | 800m | 600m | 400m | 200m | Last 600m | | | | | |
|-------------|--|----------------------|----------------------|----------------------|--------------------------|--------------------------|--------------------------|--------------------------|--------------------------|--------------------------|---------|------------------------|----|
| Field Times | | 1:01.02 (0:05.17) | 0:55.85 (0:10.88) | 0:44.97 (0:10.77) | 0:34.20 (0:11.19) | 0:23.01 (0:11.32) | 0:11.69 (0:11.69) | 0:34.20 | | | | | |
| Rank | TAB Horse/Jockey | Barrier | Top Speed [km/h] | Fastest Section | Margin | | | | | | | Distance Travelled [m] | |
| 1 | 6 IMMORAL James Orman | 12 | 69.9 | 0:05.66 | 1:01.02 [1] (0:05.66) | 0:55.36 [9] (0:10.86) | 0:44.50 [6] (0:11.07) | 0:33.43 [5] (0:11.23) | 0:22.20 [5] (0:10.80) | 0:11.40 [5] (0:11.40) | 1:01.02 | 0:33.43 | |
| 2 | 12 ORPHAN'S TRUST Ben Thompson | 10 | 67.7 | 0:05.45 | 1:01.20 [2] (0:05.45) | 0:55.75 [6] (0:11.20) | 0:44.55 [7] (0:11.13) | 0:33.42 [7] (0:11.24) | 0:22.18 [7] (0:10.81) | 0:11.37 [7] (0:11.37) | 1.09L | 0:33.42 | -2 |
| 3 | 9 AOPHIS Michael Murphy | 7 | 69.2 | 0:05.57 | 1:01.21 [3] (0:05.57) | 0:55.64 [7] (0:10.84) | 0:44.80 [5] (0:10.92) | 0:33.88 [4] (0:11.25) | 0:22.63 [4] (0:10.96) | 0:11.67 [3] (0:11.67) | 1.13L | 0:33.88 | -2 |
| 4 | 5 MUSCHIALLI Cejay Graham | 11 | 69.1 | 0:05.39 | 1:01.24 [4] (0:05.39) | 0:55.85 [5] (0:11.48) | 0:44.37 [9] (0:11.20) | 0:33.17 [9] (0:11.21) | 0:21.96 [9] (0:10.57) | 0:11.39 [8] (0:11.39) | 1.29L | 0:33.17 | -1 |
| 5 | 16 MISS TAMBO Kyle Wilson-Taylor | 3 | 68.3 | 0:05.17 | 1:01.35 [5] (0:05.17) | 0:56.18 [1] (0:11.21) | 0:44.97 [4] (0:11.27) | 0:33.70 [6] (0:11.19) | 0:22.51 [6] (0:10.78) | 0:11.73 [4] (0:11.73) | 1.94L | 0:33.70 | -4 |
| 6 | 10 BAIYKA Andrew Mallyon | 5 | 68.4 | 0:05.17 | 1:01.44 [6] (0:05.17) | 0:56.27 [2] (0:10.96) | 0:45.31 [3] (0:11.07) | 0:34.24 [3] (0:11.15) | 0:23.09 [2] (0:11.05) | 0:12.04 [2] (0:12.04) | 2.47L | 0:34.24 | -4 |
| 7 | 7 MOTOMISS Justin Huxtable | 1 | 67.7 | 0:05.59 | 1:01.53 [7] (0:05.59) | 0:55.94 [8] (0:11.19) | 0:44.75 [8] (0:11.06) | 0:33.69 [8] (0:11.28) | 0:22.41 [8] (0:10.88) | 0:11.53 [9] (0:11.53) | 3L | 0:33.69 | -6 |
| 8 | 13 LUNA ROCKS Boris Thornton | 8 | 70.2 | 0:05.37 | 1:01.64 [8] (0:05.37) | 0:56.27 [4] (0:10.75) | 0:45.52 [2] (0:10.70) | 0:34.82 [1] (0:11.19) | 0:23.63 [1] (0:11.32) | 0:12.31 [1] (0:12.31) | 3.68L | 0:34.82 | -5 |
| 9 | 15 IT'S GERRY Melea Castle | 2 | 69.8 | 0:05.23 | 1:01.82 [9] (0:05.23) | 0:56.59 [3] (0:10.82) | 0:45.77 [1] (0:11.00) | 0:34.77 [2] (0:11.36) | 0:23.41 [3] (0:11.24) | 0:12.17 [6] (0:12.17) | 4.72L | 0:34.77 | -4 |

Scratched: Miss Jay Fox (#1), Avolonte (#2), Field Regiment (#3), Maximum Output (#4), Roll Up (#8), Gossip Torque (#11), Warriress (#14)



| | |
|--------------------------------|-------------------|
| Horse/Jockey Name | Immoral |
| Final Rank | 1 |
| Fastest Section Time (Section) | 0:05.66 (Overall) |
| Top Speed [km/h] (Section) | 69.9 (1000m) |
| Race State | Finished |



Doomben QLD Professional
Race 1: BRC MEMBERSHIP 18-29 YEARS ON SALE NOW
BENCHMARK 70 Handicap - 1050m

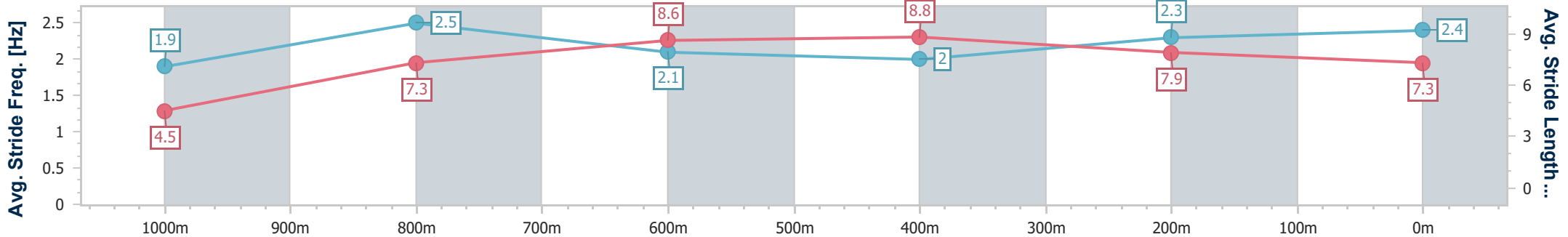
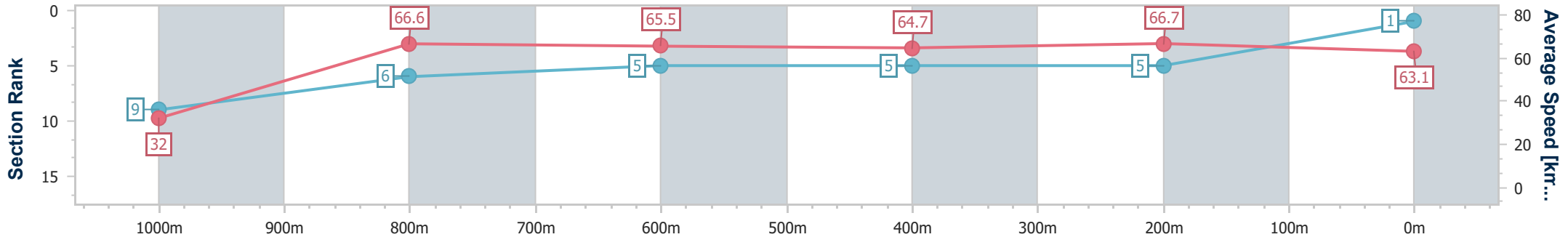
19 August 2023 - 11:44

Track Rating: Good 4, Weather: Fine, Rail Position: +0.5m Entire



BRISBANE
RACING CLUB

| Section | Overall | 1000m | 800m | 600m | 400m | 200m |
|------------------------|--------------------------|--------------------------|--------------------------|--------------------------|--------------------------|--------------------------|
| Section Times | 1:01.02 [1] (0:05.66) | 0:55.36 [9] (0:10.86) | 0:44.50 [6] (0:11.07) | 0:33.43 [5] (0:11.23) | 0:22.20 [5] (0:10.80) | 0:11.40 [5] (0:11.40) |
| Average Speed [km/h] | 32.0 | 66.6 | 65.5 | 64.7 | 66.7 | 63.1 |
| Top Speed [km/h] | 55.3 | 69.9 | 67.0 | 65.4 | 67.5 | 67.2 |
| Avg. Dist. to Rail [m] | 9.1 | 1.7 | 1.3 | 1.8 | 1.1 | 2.5 |
| Avg. Stride Freq. [Hz] | 1.9 | 2.5 | 2.1 | 2.0 | 2.3 | 2.4 |
| Avg. Stride Length [m] | 4.5 | 7.3 | 8.6 | 8.8 | 7.9 | 7.3 |



- [] Ranking at each section and finish
- .-.- No data available at this section
- NA No data available



| | |
|--------------------------------|-------------------|
| Horse/Jockey Name | Orphan's Trust |
| Final Rank | 2 |
| Fastest Section Time (Section) | 0:05.45 (Overall) |
| Top Speed [km/h] (Section) | 67.7 (1000m) |
| Race State | Finished |



Doomben QLD Professional
Race 1: BRC MEMBERSHIP 18-29 YEARS ON SALE NOW
BENCHMARK 70 Handicap - 1050m

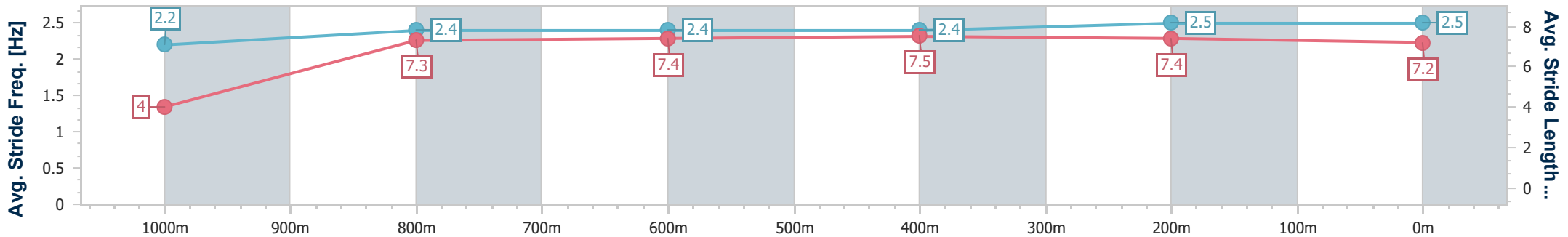
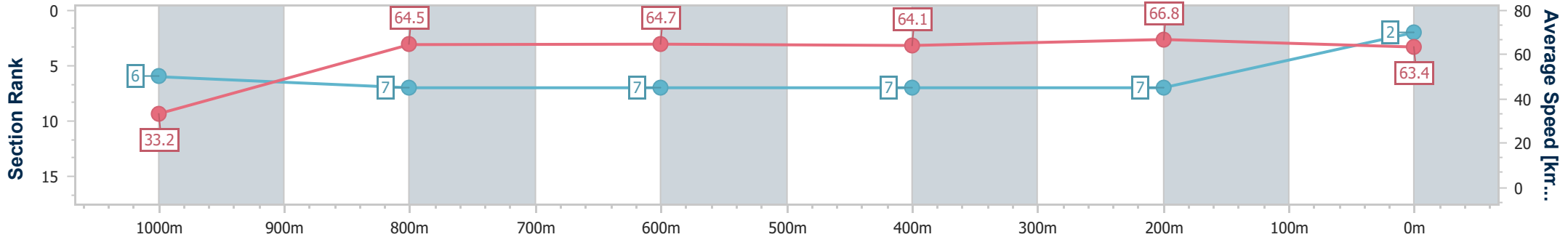
19 August 2023 - 11:44

Track Rating: Good 4, Weather: Fine, Rail Position: +0.5m Entire



BRISBANE
RACING CLUB

| Section | Overall | 1000m | 800m | 600m | 400m | 200m |
|------------------------|--------------------------|--------------------------|--------------------------|--------------------------|--------------------------|--------------------------|
| Section Times | 1:01.20 [2] (0:05.45) | 0:55.75 [6] (0:11.20) | 0:44.55 [7] (0:11.13) | 0:33.42 [7] (0:11.24) | 0:22.18 [7] (0:10.81) | 0:11.37 [7] (0:11.37) |
| Average Speed [km/h] | 33.2 | 64.5 | 64.7 | 64.1 | 66.8 | 63.4 |
| Top Speed [km/h] | 54.7 | 67.7 | 66.2 | 66.4 | 67.1 | 66.8 |
| Avg. Dist. to Rail [m] | 7.5 | 2.4 | 0.3 | 0.2 | 2.7 | 4.9 |
| Avg. Stride Freq. [Hz] | 2.2 | 2.4 | 2.4 | 2.4 | 2.5 | 2.5 |
| Avg. Stride Length [m] | 4.0 | 7.3 | 7.4 | 7.5 | 7.4 | 7.2 |



- [] Ranking at each section and finish
- .-.- No data available at this section
- NA No data available



| | |
|--------------------------------|-------------------|
| Horse/Jockey Name | Apophis |
| Final Rank | 3 |
| Fastest Section Time (Section) | 0:05.57 (Overall) |
| Top Speed [km/h] (Section) | 69.2 (1000m) |
| Race State | Finished |



Doomben QLD Professional
Race 1: BRC MEMBERSHIP 18-29 YEARS ON SALE NOW
BENCHMARK 70 Handicap - 1050m

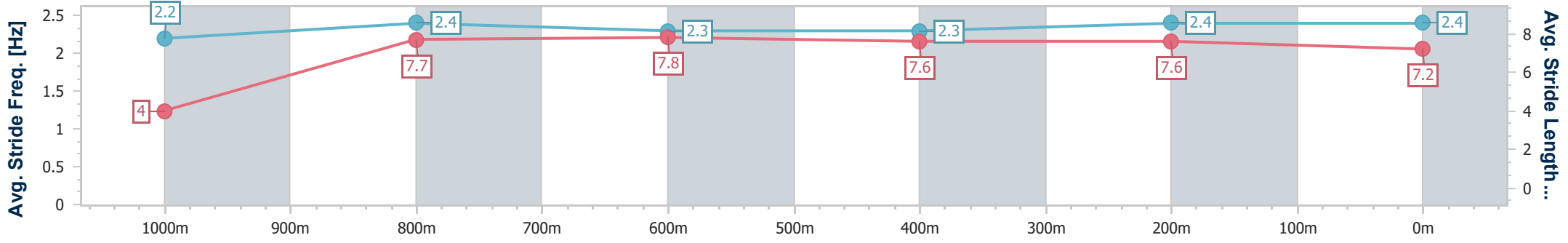
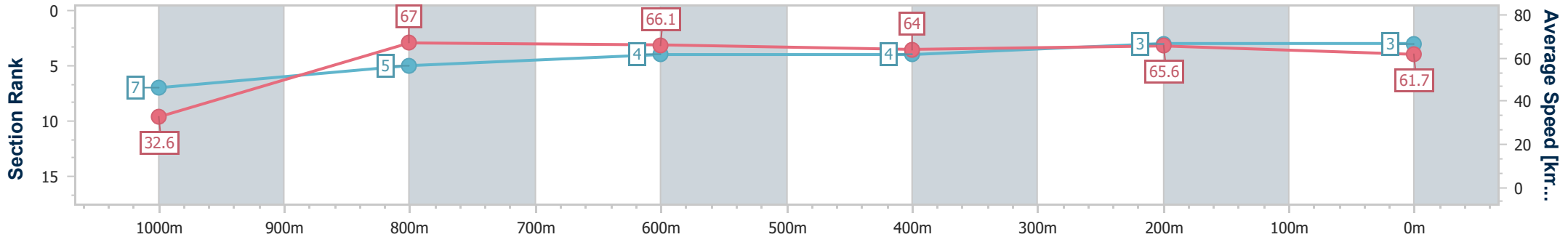
19 August 2023 - 11:44

Track Rating: Good 4, Weather: Fine, Rail Position: +0.5m Entire



BRISBANE
RACING CLUB

| Section | Overall | 1000m | 800m | 600m | 400m | 200m |
|------------------------|--------------------------|--------------------------|--------------------------|--------------------------|--------------------------|--------------------------|
| Section Times | 1:01.21 [3] (0:05.57) | 0:55.64 [7] (0:10.84) | 0:44.80 [5] (0:10.92) | 0:33.88 [4] (0:11.25) | 0:22.63 [4] (0:10.96) | 0:11.67 [3] (0:11.67) |
| Average Speed [km/h] | 32.6 | 67.0 | 66.1 | 64.0 | 65.6 | 61.7 |
| Top Speed [km/h] | 60.1 | 69.2 | 69.1 | 65.2 | 66.6 | 65.2 |
| Avg. Dist. to Rail [m] | 6.7 | 3.8 | 0.7 | 0.4 | 0.8 | 0.5 |
| Avg. Stride Freq. [Hz] | 2.2 | 2.4 | 2.3 | 2.3 | 2.4 | 2.4 |
| Avg. Stride Length [m] | 4.0 | 7.7 | 7.8 | 7.6 | 7.6 | 7.2 |



- [] Ranking at each section and finish
- .-.- No data available at this section
- NA No data available



| | |
|--------------------------------|-------------------|
| Horse/Jockey Name | Muschialli |
| Final Rank | 4 |
| Fastest Section Time (Section) | 0:05.39 (Overall) |
| Top Speed [km/h] (Section) | 69.1 (400m) |
| Race State | Finished |



Doomben QLD Professional
Race 1: BRC MEMBERSHIP 18-29 YEARS ON SALE NOW
BENCHMARK 70 Handicap - 1050m

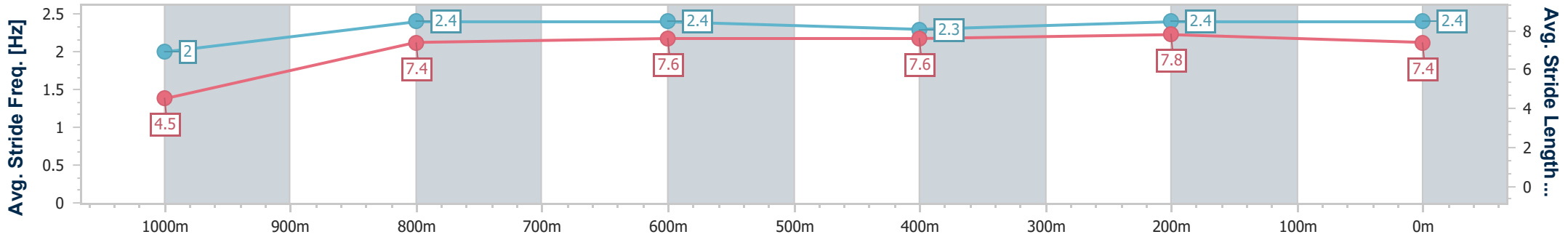
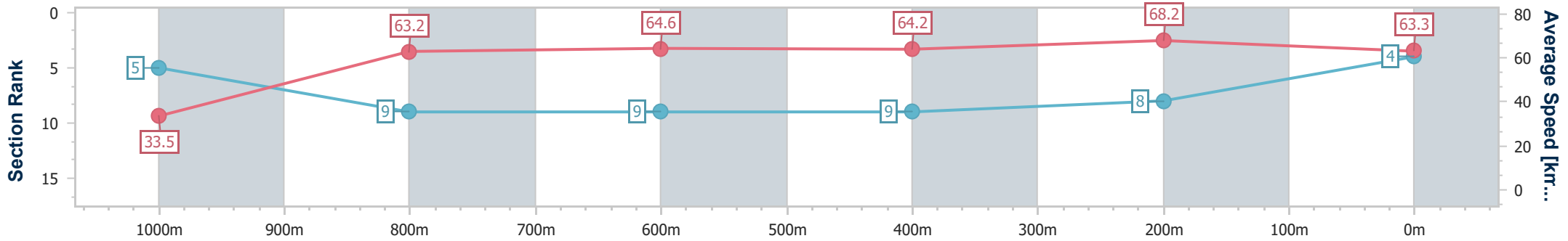
19 August 2023 - 11:44

Track Rating: Good 4, Weather: Fine, Rail Position: +0.5m Entire



BRISBANE
RACING CLUB

| Section | Overall | 1000m | 800m | 600m | 400m | 200m |
|------------------------|--------------------------|--------------------------|--------------------------|--------------------------|--------------------------|-------------|
| Section Times | 1:01.24 [4] (0:05.39) | 0:55.85 [5] (0:11.48) | 0:44.37 [9] (0:11.20) | 0:33.17 [9] (0:11.21) | 0:21.96 [9] (0:10.57) | 0:11.39 [8] |
| Average Speed [km/h] | 33.5 | 63.2 | 64.6 | 64.2 | 68.2 | 63.3 |
| Top Speed [km/h] | 53.6 | 66.4 | 66.4 | 66.8 | 69.1 | 67.2 |
| Avg. Dist. to Rail [m] | 9.7 | 5.0 | 0.5 | 0.3 | 1.1 | 1.7 |
| Avg. Stride Freq. [Hz] | 2.0 | 2.4 | 2.4 | 2.3 | 2.4 | 2.4 |
| Avg. Stride Length [m] | 4.5 | 7.4 | 7.6 | 7.6 | 7.8 | 7.4 |



- [] Ranking at each section and finish
- .-.- No data available at this section
- NA No data available



| | |
|--------------------------------|-------------------|
| Horse/Jockey Name | Miss Tambo |
| Final Rank | 5 |
| Fastest Section Time (Section) | 0:05.17 (Overall) |
| Top Speed [km/h] (Section) | 68.3 (400m) |
| Race State | Finished |



Doomben QLD Professional
Race 1: BRC MEMBERSHIP 18-29 YEARS ON SALE NOW
BENCHMARK 70 Handicap - 1050m

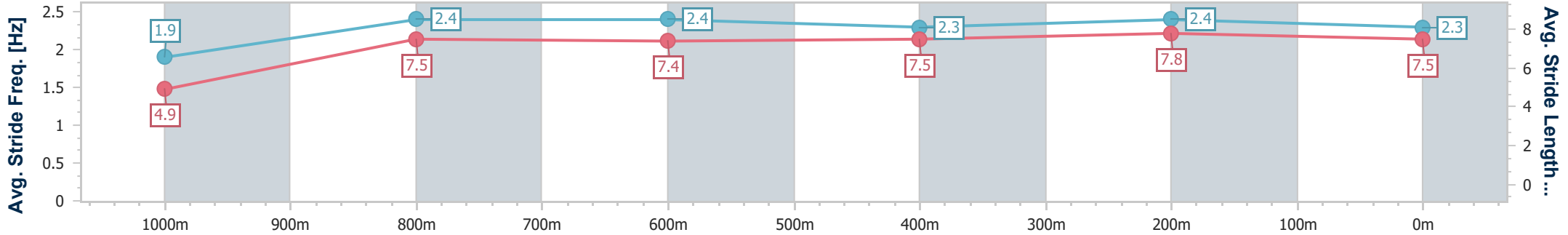
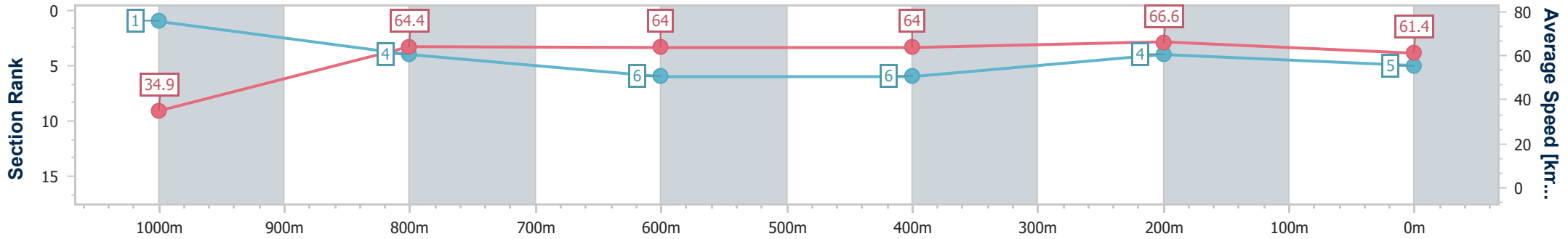
19 August 2023 - 11:44

Track Rating: Good 4, Weather: Fine, Rail Position: +0.5m Entire



BRISBANE
RACING CLUB

| Section | Overall | 1000m | 800m | 600m | 400m | 200m |
|------------------------|--------------------------|--------------------------|--------------------------|--------------------------|--------------------------|--------------------------|
| Section Times | 1:01.35 [5] (0:05.17) | 0:56.18 [1] (0:11.21) | 0:44.97 [4] (0:11.27) | 0:33.70 [6] (0:11.19) | 0:22.51 [6] (0:10.78) | 0:11.73 [4] (0:11.73) |
| Average Speed [km/h] | 34.9 | 64.4 | 64.0 | 64.0 | 66.6 | 61.4 |
| Top Speed [km/h] | 56.4 | 66.7 | 65.0 | 65.2 | 68.3 | 66.1 |
| Avg. Dist. to Rail [m] | 4.4 | 1.5 | 0.3 | 0.9 | 1.4 | 1.6 |
| Avg. Stride Freq. [Hz] | 1.9 | 2.4 | 2.4 | 2.3 | 2.4 | 2.3 |
| Avg. Stride Length [m] | 4.9 | 7.5 | 7.4 | 7.5 | 7.8 | 7.5 |



- [] Ranking at each section and finish
- .-.- No data available at this section
- NA No data available



| | |
|--------------------------------|-------------------|
| Horse/Jockey Name | Baiyka |
| Final Rank | 6 |
| Fastest Section Time (Section) | 0:05.17 (Overall) |
| Top Speed [km/h] (Section) | 68.4 (1000m) |
| Race State | Finished |



Doomben QLD Professional
Race 1: BRC MEMBERSHIP 18-29 YEARS ON SALE NOW
BENCHMARK 70 Handicap - 1050m

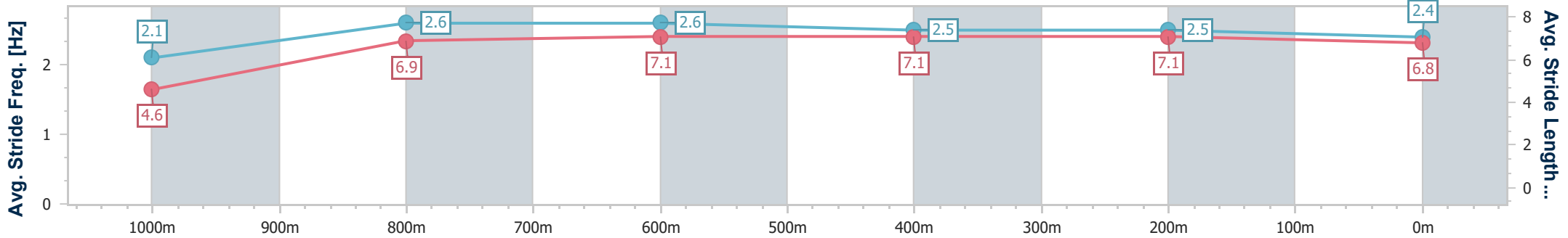
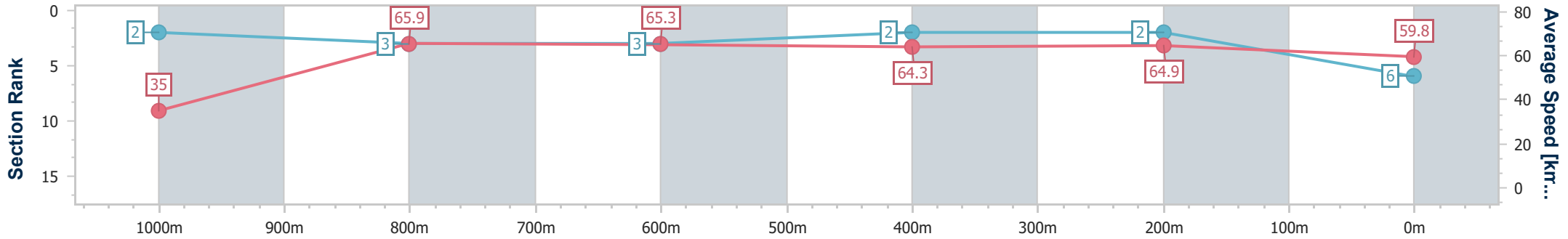
19 August 2023 - 11:44

Track Rating: Good 4, Weather: Fine, Rail Position: +0.5m Entire



BRISBANE
RACING CLUB

| Section | Overall | 1000m | 800m | 600m | 400m | 200m |
|------------------------|--------------------------|--------------------------|--------------------------|--------------------------|--------------------------|--------------------------|
| Section Times | 1:01.44 [6] (0:05.17) | 0:56.27 [2] (0:10.96) | 0:45.31 [3] (0:11.07) | 0:34.24 [3] (0:11.15) | 0:23.09 [2] (0:11.05) | 0:12.04 [2] (0:12.04) |
| Average Speed [km/h] | 35.0 | 65.9 | 65.3 | 64.3 | 64.9 | 59.8 |
| Top Speed [km/h] | 56.3 | 68.4 | 67.1 | 65.3 | 65.7 | 64.2 |
| Avg. Dist. to Rail [m] | 5.7 | 2.4 | 0.8 | 0.7 | 1.2 | 1.8 |
| Avg. Stride Freq. [Hz] | 2.1 | 2.6 | 2.6 | 2.5 | 2.5 | 2.4 |
| Avg. Stride Length [m] | 4.6 | 6.9 | 7.1 | 7.1 | 7.1 | 6.8 |



- [] Ranking at each section and finish
- .-.- No data available at this section
- NA No data available



| | |
|--------------------------------|-------------------|
| Horse/Jockey Name | Motomiss |
| Final Rank | 7 |
| Fastest Section Time (Section) | 0:05.59 (Overall) |
| Top Speed [km/h] (Section) | 67.7 (1000m) |
| Race State | Finished |



Doomben QLD Professional
Race 1: BRC MEMBERSHIP 18-29 YEARS ON SALE NOW
BENCHMARK 70 Handicap - 1050m

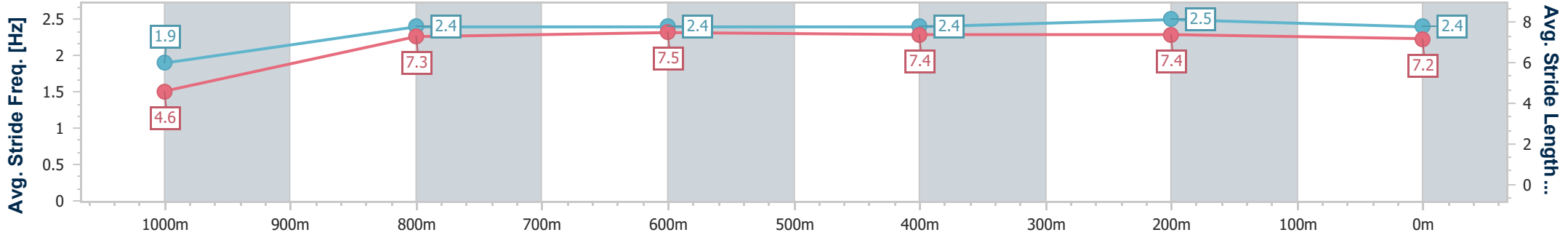
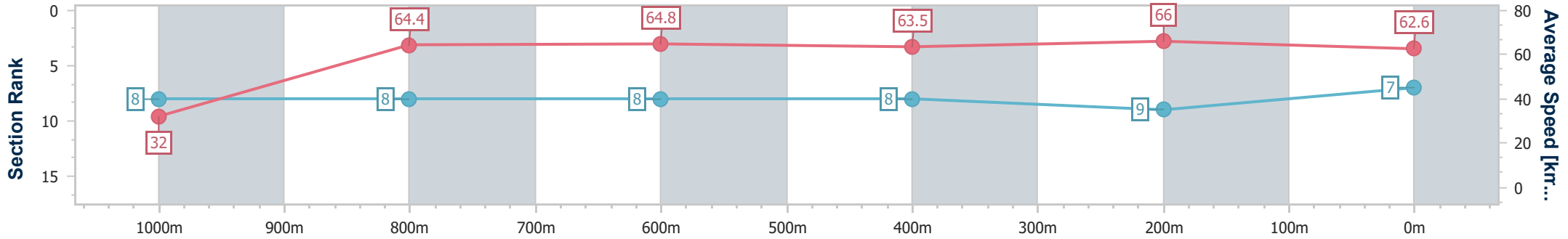
19 August 2023 - 11:44

Track Rating: Good 4, Weather: Fine, Rail Position: +0.5m Entire



BRISBANE
RACING CLUB

| Section | Overall | 1000m | 800m | 600m | 400m | 200m |
|------------------------|--------------------------|--------------------------|--------------------------|--------------------------|--------------------------|--------------------------|
| Section Times | 1:01.53 [7] (0:05.59) | 0:55.94 [8] (0:11.19) | 0:44.75 [8] (0:11.06) | 0:33.69 [8] (0:11.28) | 0:22.41 [8] (0:10.88) | 0:11.53 [9] (0:11.53) |
| Average Speed [km/h] | 32.0 | 64.4 | 64.8 | 63.5 | 66.0 | 62.6 |
| Top Speed [km/h] | 55.6 | 67.7 | 67.1 | 65.1 | 67.1 | 65.1 |
| Avg. Dist. to Rail [m] | 2.3 | 0.5 | 0.8 | 0.9 | 0.9 | 0.7 |
| Avg. Stride Freq. [Hz] | 1.9 | 2.4 | 2.4 | 2.4 | 2.5 | 2.4 |
| Avg. Stride Length [m] | 4.6 | 7.3 | 7.5 | 7.4 | 7.4 | 7.2 |



- [] Ranking at each section and finish
- .-.- No data available at this section
- NA No data available



| | |
|--------------------------------|-------------------|
| Horse/Jockey Name | Luna Rocks |
| Final Rank | 8 |
| Fastest Section Time (Section) | 0:05.37 (Overall) |
| Top Speed [km/h] (Section) | 70.2 (1000m) |
| Race State | Finished |



Doomben QLD Professional
Race 1: BRC MEMBERSHIP 18-29 YEARS ON SALE NOW
BENCHMARK 70 Handicap - 1050m

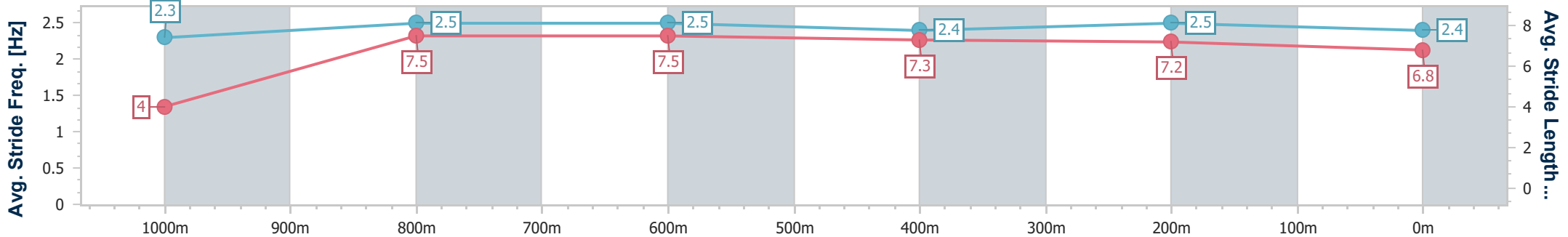
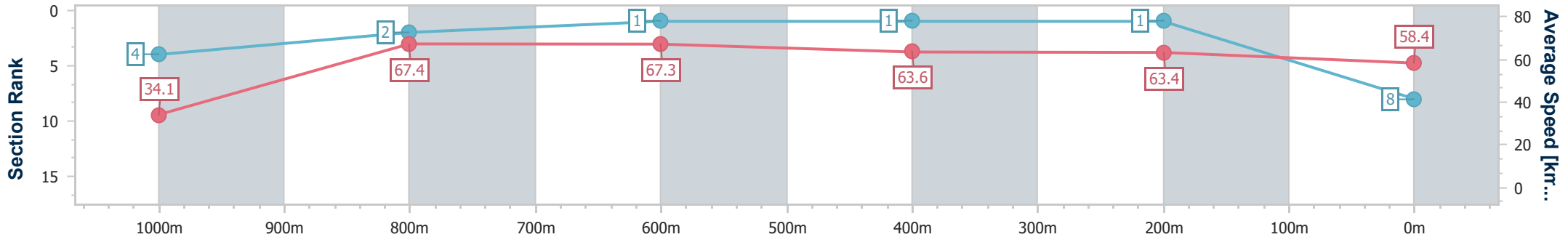
19 August 2023 - 11:44

Track Rating: Good 4, Weather: Fine, Rail Position: +0.5m Entire



BRISBANE
RACING CLUB

| Section | Overall | 1000m | 800m | 600m | 400m | 200m |
|------------------------|--------------------------|--------------------------|--------------------------|--------------------------|--------------------------|--------------------------|
| Section Times | 1:01.64 [8] (0:05.37) | 0:56.27 [4] (0:10.75) | 0:45.52 [2] (0:10.70) | 0:34.82 [1] (0:11.19) | 0:23.63 [1] (0:11.32) | 0:12.31 [1] (0:12.31) |
| Average Speed [km/h] | 34.1 | 67.4 | 67.3 | 63.6 | 63.4 | 58.4 |
| Top Speed [km/h] | 58.5 | 70.2 | 70.2 | 65.2 | 64.7 | 61.7 |
| Avg. Dist. to Rail [m] | 7.9 | 4.2 | 0.7 | 1.9 | 1.4 | 0.9 |
| Avg. Stride Freq. [Hz] | 2.3 | 2.5 | 2.5 | 2.4 | 2.5 | 2.4 |
| Avg. Stride Length [m] | 4.0 | 7.5 | 7.5 | 7.3 | 7.2 | 6.8 |



- [] Ranking at each section and finish
- .-.- No data available at this section
- NA No data available



| | |
|--------------------------------|-------------------|
| Horse/Jockey Name | It's Gerry |
| Final Rank | 9 |
| Fastest Section Time (Section) | 0:05.23 (Overall) |
| Top Speed [km/h] (Section) | 69.8 (1000m) |
| Race State | Finished |



Doomben QLD Professional
Race 1: BRC MEMBERSHIP 18-29 YEARS ON SALE NOW
BENCHMARK 70 Handicap - 1050m

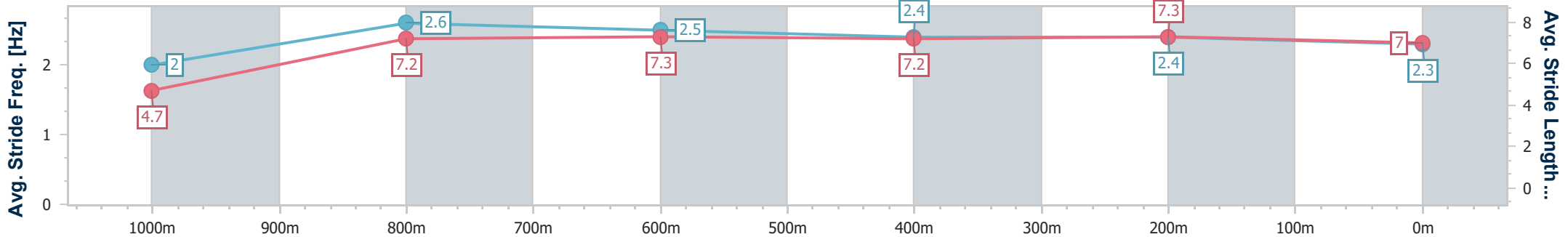
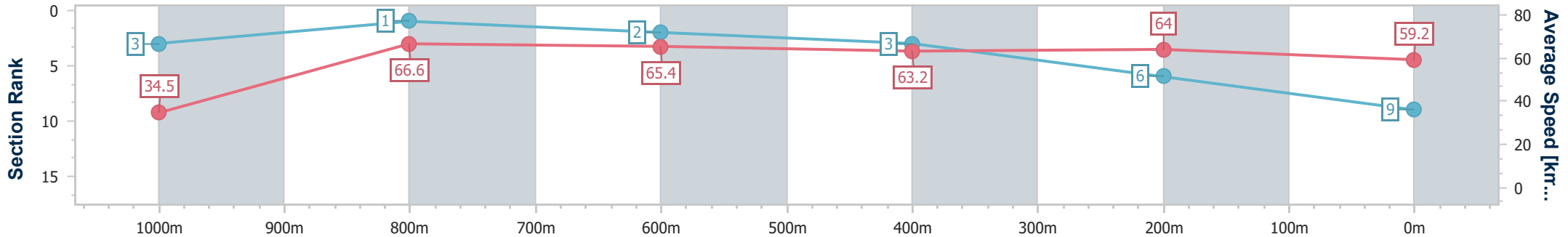
19 August 2023 - 11:44

Track Rating: Good 4, Weather: Fine, Rail Position: +0.5m Entire



BRISBANE
RACING CLUB

| Section | Overall | 1000m | 800m | 600m | 400m | 200m |
|------------------------|--------------------------|--------------------------|--------------------------|--------------------------|--------------------------|--------------------------|
| Section Times | 1:01.82 [9] (0:05.23) | 0:56.59 [3] (0:10.82) | 0:45.77 [1] (0:11.00) | 0:34.77 [2] (0:11.36) | 0:23.41 [3] (0:11.24) | 0:12.17 [6] (0:12.17) |
| Average Speed [km/h] | 34.5 | 66.6 | 65.4 | 63.2 | 64.0 | 59.2 |
| Top Speed [km/h] | 57.3 | 69.8 | 69.4 | 64.2 | 65.1 | 63.7 |
| Avg. Dist. to Rail [m] | 3.2 | 0.4 | 0.2 | 0.4 | 1.1 | 1.8 |
| Avg. Stride Freq. [Hz] | 2.0 | 2.6 | 2.5 | 2.4 | 2.4 | 2.3 |
| Avg. Stride Length [m] | 4.7 | 7.2 | 7.3 | 7.2 | 7.3 | 7.0 |



- [] Ranking at each section and finish
- .-.- No data available at this section
- NA No data available