



# Aquis Park Gold Coast Poly QLD Professional

## Race 7: Sea World Cruises BENCHMARK 58 Handicap - 1900m



19 August 2023 - 16:14

Track Rating: Synthetic, Weather: Fine, Rail Position: True

Section		Overall											Last 600m
Field Times		1:58.35	1:50.52	1:39.06	1:26.82	1:13.69	1:00.61	0:47.99	0:35.90				
		(0:07.83)	(0:11.46)	(0:12.24)	(0:13.13)	(0:13.08)	(0:12.62)	(0:12.09)					
Rank	TAB	Horse/Jockey	Barrier	Top Speed [km/h]	Fastest Section								Distance Travelled [m]
1	2	HADOUKEN	9	65.7	0:07.83	1:58.35 [1]	1:50.52 [1]	1:39.06 [1]	1:26.82 [1]	1:13.69 [1]	1:00.61 [1]	0:47.99 [1]	0:35.90
		Jag Guthmann-Chester		1800m	Overall	(0:07.83)	(0:11.46)	(0:12.24)	(0:13.13)	(0:13.08)	(0:12.62)	(0:12.09)	
2	9	RUGGED WOMAN	6	64.5	0:08.35	1:58.63 [2]	1:50.28 [7]	1:38.60 [7]	1:26.07 [7]	1:13.00 [7]	1:00.04 [7]	0:47.45 [7]	0:35.35 +5
		Jai Williams		600m	Overall	(0:08.35)	(0:11.68)	(0:12.53)	(0:13.07)	(0:12.96)	(0:12.59)	(0:12.10)	
3	6	AIDEN	3	64.3	0:08.22	1:58.65 [3]	1:50.43 [6]	1:38.79 [6]	1:26.29 [6]	1:13.36 [5]	1:00.40 [5]	0:47.84 [5]	0:35.74 +4
		Micheal Hellyer		600m	Overall	(0:08.22)	(0:11.64)	(0:12.50)	(0:12.93)	(0:12.96)	(0:12.56)	(0:12.10)	
4	3	BLUE SWIMMER	5	65.3	0:07.96	1:58.72 [4]	1:50.76 [3]	1:39.34 [2]	1:26.97 [2]	1:13.91 [2]	1:00.84 [2]	0:48.22 [2]	0:35.97 +3
		Emily Lang		1800m	Overall	(0:07.96)	(0:11.42)	(0:12.37)	(0:13.06)	(0:13.07)	(0:12.62)	(0:12.25)	
5	7	NICE WATER	2	67.2	0:08.19	1:58.88 [5]	1:50.69 [5]	1:39.29 [4]	1:26.74 [5]	1:13.73 [4]	1:00.79 [3]	0:48.17 [3]	0:36.06 +3
		Tiffani Brooker		1800m	Overall	(0:08.19)	(0:11.40)	(0:12.55)	(0:13.01)	(0:12.94)	(0:12.62)	(0:12.11)	
6	1	POET'S DAY	11	65.4	0:07.84	1:59.23 [6]	1:51.39 [2]	1:39.74 [3]	1:27.38 [3]	1:14.16 [3]	1:01.09 [4]	0:48.47 [4]	0:36.38 +11
		Craig Robertson		1800m	Overall	(0:07.84)	(0:11.65)	(0:12.36)	(0:13.22)	(0:13.07)	(0:12.62)	(0:12.09)	
7	5	MOUNT ZION	7	63.4	0:08.55	1:59.31 [7]	1:50.76 [9]	1:39.01 [8]	1:26.57 [8]	1:13.58 [8]	1:00.58 [8]	0:47.86 [8]	0:35.75 +12
		Rikki Jamieson		600m	Overall	(0:08.55)	(0:11.75)	(0:12.44)	(0:12.99)	(0:13.00)	(0:12.72)	(0:12.11)	
8	11	CLEARY ADONIS	1	62.6	0:08.53	1:59.93 [8]	1:51.40 [8]	1:39.60 [9]	1:27.07 [9]	1:13.90 [9]	1:00.96 [9]	0:48.19 [9]	0:36.18 +2
		Stacey Callow		1800m	Overall	(0:08.53)	(0:11.80)	(0:12.53)	(0:13.17)	(0:12.94)	(0:12.77)	(0:12.01)	
9	10	LEINSTER	4	63.7	0:08.15	2:01.20 [9]	1:53.05 [4]	1:41.50 [5]	1:29.08 [4]	1:15.76 [6]	1:02.74 [6]	0:50.09 [6]	0:37.94 +15
		Casey Waddell		1800m	Overall	(0:08.15)	(0:11.55)	(0:12.42)	(0:13.32)	(0:13.02)	(0:12.65)	(0:12.15)	

Scratched: Blushing Lucas (#4), Patti Waggin (#8)



# Aquis Park Gold Coast Poly QLD Professional

## Race 7: Sea World Cruises BENCHMARK 58 Handicap - 1900m



19 August 2023 - 16:14

Track Rating: Synthetic, Weather: Fine, Rail Position: True

Section				600m	400m	200m			Last 600m	
Field Times				0:35.90 (0:11.83)	0:24.07 (0:11.92)	0:12.15 (0:12.15)			0:35.90	
Rank	TAB	Horse/Jockey	Barrier	Top Speed [km/h]	Fastest Section	Margin			Distance Travelled [m]	
1	2	<b>HADOUKEN</b> Jag Guthmann-Chester	9	65.7 1800m	0:07.83 Overall	0:35.90 [1] (0:11.83)	0:24.07 [1] (0:11.92)	0:12.15 [1] (0:12.15)	1:58.35	0:35.90
2	9	<b>RUGGED WOMAN</b> Jai Williams	6	64.5 600m	0:08.35 Overall	0:35.35 [7] (0:11.58)	0:23.77 [6] (0:11.73)	0:12.04 [5] (0:12.04)	1.5L	0:35.35 +5
3	6	<b>AIDEN</b> Micheal Hellyer	3	64.3 600m	0:08.22 Overall	0:35.74 [5] (0:11.65)	0:24.09 [3] (0:11.79)	0:12.30 [2] (0:12.30)	1.6L	0:35.74 +4
4	3	<b>BLUE SWIMMER</b> Emily Lang	5	65.3 1800m	0:07.96 Overall	0:35.97 [2] (0:11.71)	0:24.26 [2] (0:11.91)	0:12.35 [3] (0:12.35)	1.9L	0:35.97 +3
5	7	<b>NICE WATER</b> Tiffani Brooker	2	67.2 1800m	0:08.19 Overall	0:36.06 [3] (0:11.76)	0:24.30 [4] (0:11.93)	0:12.37 [4] (0:12.37)	2.7L	0:36.06 +3
6	1	<b>POET'S DAY</b> Craig Robertson	11	65.4 1800m	0:07.84 Overall	0:36.38 [4] (0:11.83)	0:24.55 [5] (0:12.12)	0:12.43 [6] (0:12.43)	4.7L	0:36.38 +11
7	5	<b>MOUNT ZION</b> Rikki Jamieson	7	63.4 600m	0:08.55 Overall	0:35.75 [8] (0:11.82)	0:23.93 [8] (0:11.92)	0:12.01 [7] (0:12.01)	5.2L	0:35.75 +12
8	11	<b>CLEARY ADONIS</b> Stacey Callow	1	62.6 1800m	0:08.53 Overall	0:36.18 [9] (0:11.75)	0:24.43 [9] (0:12.07)	0:12.36 [8] (0:12.36)	8.7L	0:36.18 +2
9	10	<b>LEINSTER</b> Casey Waddell	4	63.7 1800m	0:08.15 Overall	0:37.94 [6] (0:12.06)	0:25.88 [7] (0:12.47)	0:13.41 [9] (0:13.41)	16L	0:37.94 +15

Scratched: Blushing Lucas (#4), Patti Waggin (#8)

[ ] Ranking at each section and finish  
 -:-:- No data available at this section  
 NA No data available

SCN Saddle cloth number  
 DNF Did not finish  
 DNT Did not track



Horse/Jockey Name	Hadouken
Final Rank	1
Fastest Section Time (Section)	0:07.83 (Overall)
Top Speed [km/h] (Section)	65.7 (1800m)
Race State	Finished



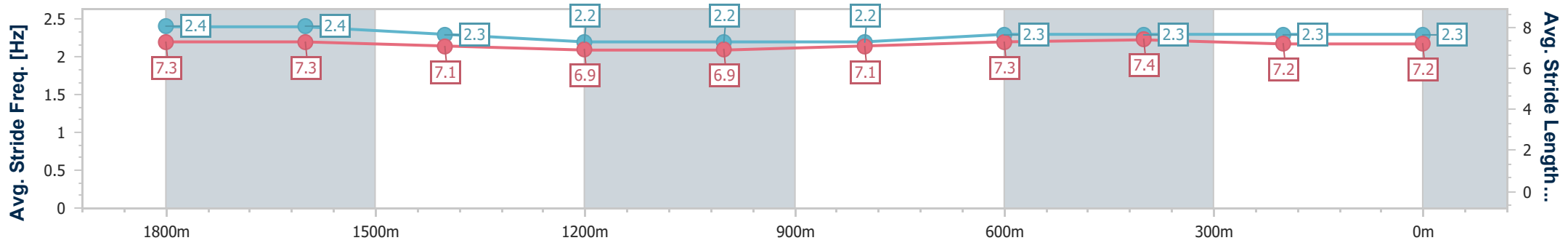
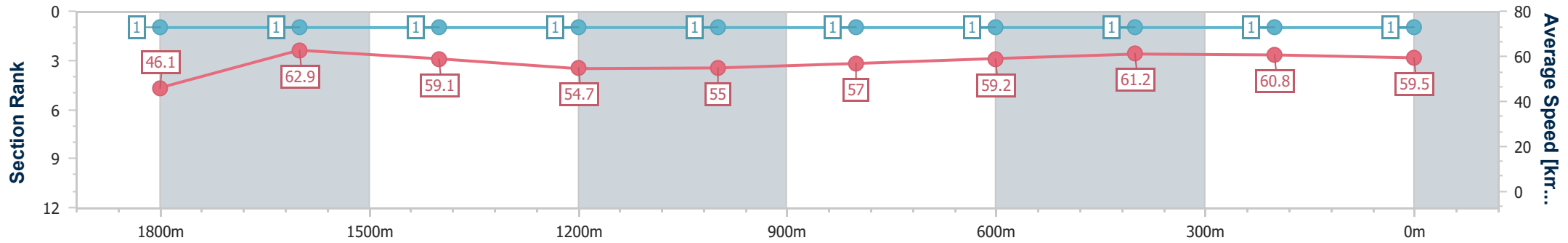
Aquis Park Gold Coast Poly QLD Professional  
Race 7: Sea World Cruises BENCHMARK 58 Handicap - 1900m



19 August 2023 - 16:14

Track Rating: Synthetic, Weather: Fine, Rail Position: True

Section	Overall	1800m	1600m	1400m	1200m	1000m	800m	600m	400m	200m
Section Times	1:58.35 [1] (0:07.83)	1:50.52 [1] (0:11.46)	1:39.06 [1] (0:12.24)	1:26.82 [1] (0:13.13)	1:13.69 [1] (0:13.08)	1:00.61 [1] (0:12.62)	0:47.99 [1] (0:12.09)	0:35.90 [1] (0:11.83)	0:24.07 [1] (0:11.92)	0:12.15 [1] (0:12.15)
Average Speed [km/h]	46.1	62.9	59.1	54.7	55.0	57.0	59.2	61.2	60.8	59.5
Top Speed [km/h]	61.2	65.7	61.1	56.4	55.5	57.8	61.4	61.9	62.1	61.4
Avg. Dist. to Rail [m]	5.5	1.5	1.4	0.6	0.6	0.8	0.6	0.9	2.6	2.1
Avg. Stride Freq. [Hz]	2.4	2.4	2.3	2.2	2.2	2.2	2.3	2.3	2.3	2.3
Avg. Stride Length [m]	7.3	7.3	7.1	6.9	6.9	7.1	7.3	7.4	7.2	7.2



- [ ] Ranking at each section and finish
- .-.- No data available at this section
- NA No data available



Horse/Jockey Name	Rugged Woman
Final Rank	2
Fastest Section Time (Section)	0:08.35 (Overall)
Top Speed [km/h] (Section)	64.5 (600m)
Race State	Finished



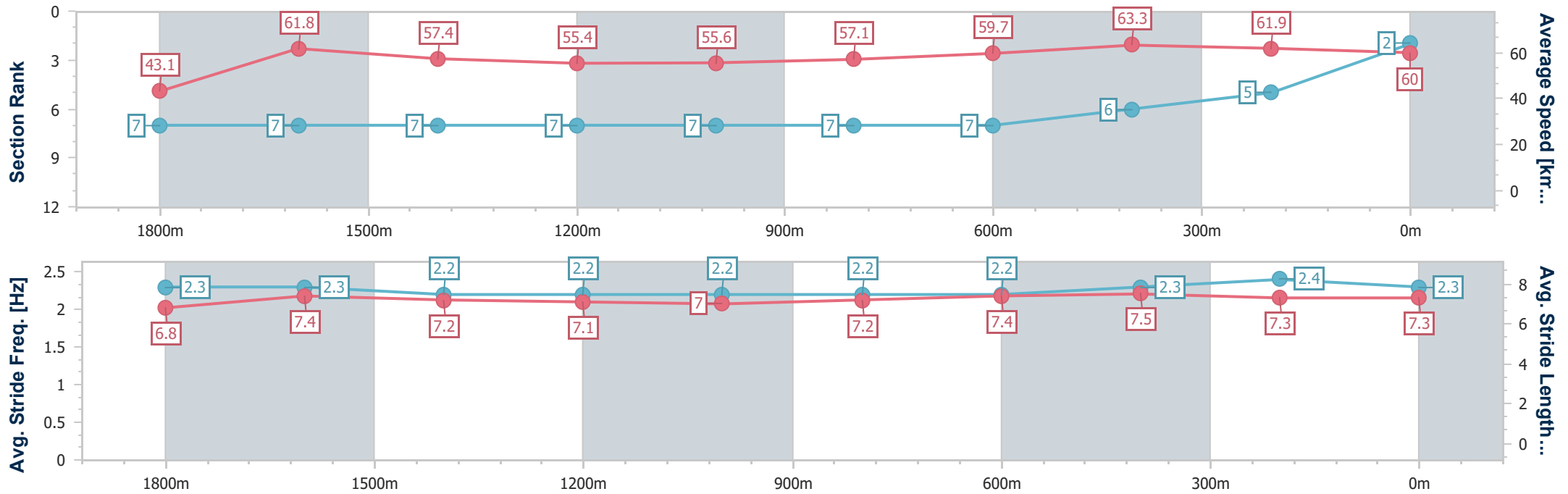
Aquis Park Gold Coast Poly QLD Professional  
Race 7: Sea World Cruises BENCHMARK 58 Handicap - 1900m



19 August 2023 - 16:14

Track Rating: Synthetic, Weather: Fine, Rail Position: True

Section	Overall	1800m	1600m	1400m	1200m	1000m	800m	600m	400m	200m
Section Times	1:58.63 [2] (0:08.35)	1:50.28 [7] (0:11.68)	1:38.60 [7] (0:12.53)	1:26.07 [7] (0:13.07)	1:13.00 [7] (0:12.96)	1:00.04 [7] (0:12.59)	0:47.45 [7] (0:12.10)	0:35.35 [7] (0:11.58)	0:23.77 [6] (0:11.73)	0:12.04 [5] (0:12.04)
Average Speed [km/h]	43.1	61.8	57.4	55.4	55.6	57.1	59.7	63.3	61.9	60.0
Top Speed [km/h]	60.7	64.2	59.7	57.0	56.8	59.8	62.4	64.5	63.4	61.4
Avg. Dist. to Rail [m]	3.8	1.8	0.4	0.7	0.7	0.2	0.8	3.0	4.6	6.4
Avg. Stride Freq. [Hz]	2.3	2.3	2.2	2.2	2.2	2.2	2.2	2.3	2.4	2.3
Avg. Stride Length [m]	6.8	7.4	7.2	7.1	7.0	7.2	7.4	7.5	7.3	7.3



- [ ] Ranking at each section and finish
- .-.- No data available at this section
- NA No data available



Horse/Jockey Name	Aiden
Final Rank	3
Fastest Section Time (Section)	0:08.22 (Overall)
Top Speed [km/h] (Section)	64.3 (600m)
Race State	Finished



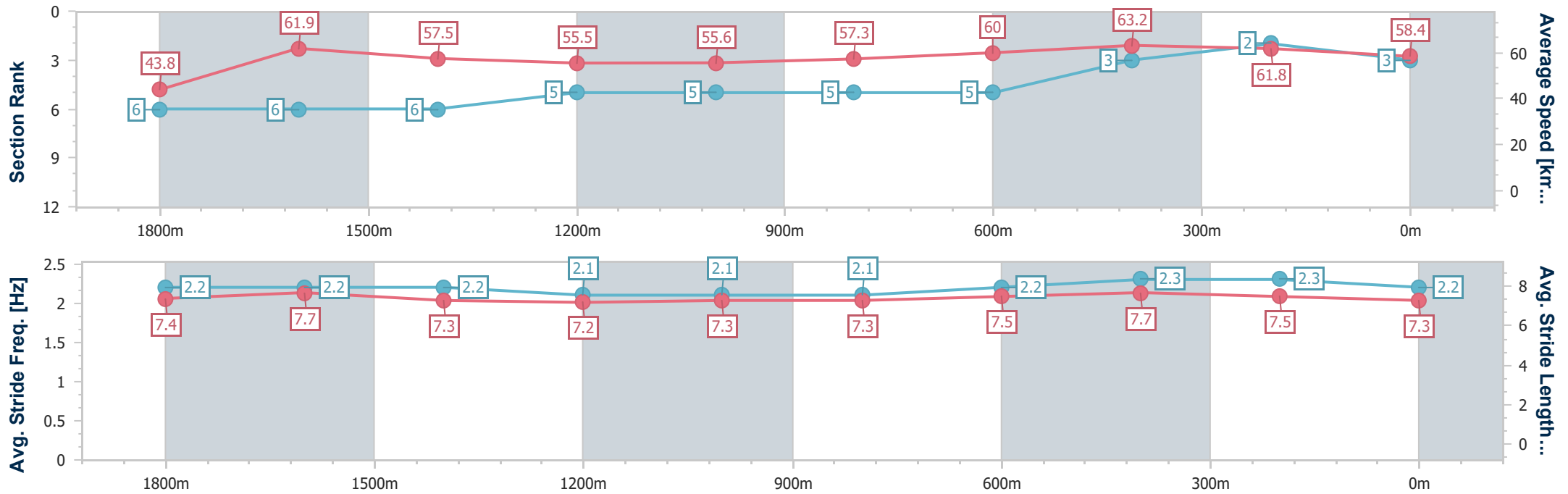
Aquis Park Gold Coast Poly QLD Professional  
Race 7: Sea World Cruises BENCHMARK 58 Handicap - 1900m



19 August 2023 - 16:14

Track Rating: Synthetic, Weather: Fine, Rail Position: True

Section	Overall	1800m	1600m	1400m	1200m	1000m	800m	600m	400m	200m
Section Times	1:58.65 [3] (0:08.22)	1:50.43 [6] (0:11.64)	1:38.79 [6] (0:12.50)	1:26.29 [6] (0:12.93)	1:13.36 [5] (0:12.96)	1:00.40 [5] (0:12.56)	0:47.84 [5] (0:12.10)	0:35.74 [5] (0:11.65)	0:24.09 [3] (0:11.79)	0:12.30 [2] (0:12.30)
Average Speed [km/h]	43.8	61.9	57.5	55.5	55.6	57.3	60.0	63.2	61.8	58.4
Top Speed [km/h]	59.1	63.4	59.5	57.0	56.0	58.7	63.2	64.3	63.3	60.5
Avg. Dist. to Rail [m]	2.9	1.4	0.2	0.3	0.1	0.3	1.6	4.2	4.4	5.8
Avg. Stride Freq. [Hz]	2.2	2.2	2.2	2.1	2.1	2.1	2.2	2.3	2.3	2.2
Avg. Stride Length [m]	7.4	7.7	7.3	7.2	7.3	7.3	7.5	7.7	7.5	7.3



- [ ] Ranking at each section and finish
- .-.- No data available at this section
- NA No data available



Horse/Jockey Name	Blue Swimmer
Final Rank	4
Fastest Section Time (Section)	0:07.96 (Overall)
Top Speed [km/h] (Section)	65.3 (1800m)
Race State	Finished



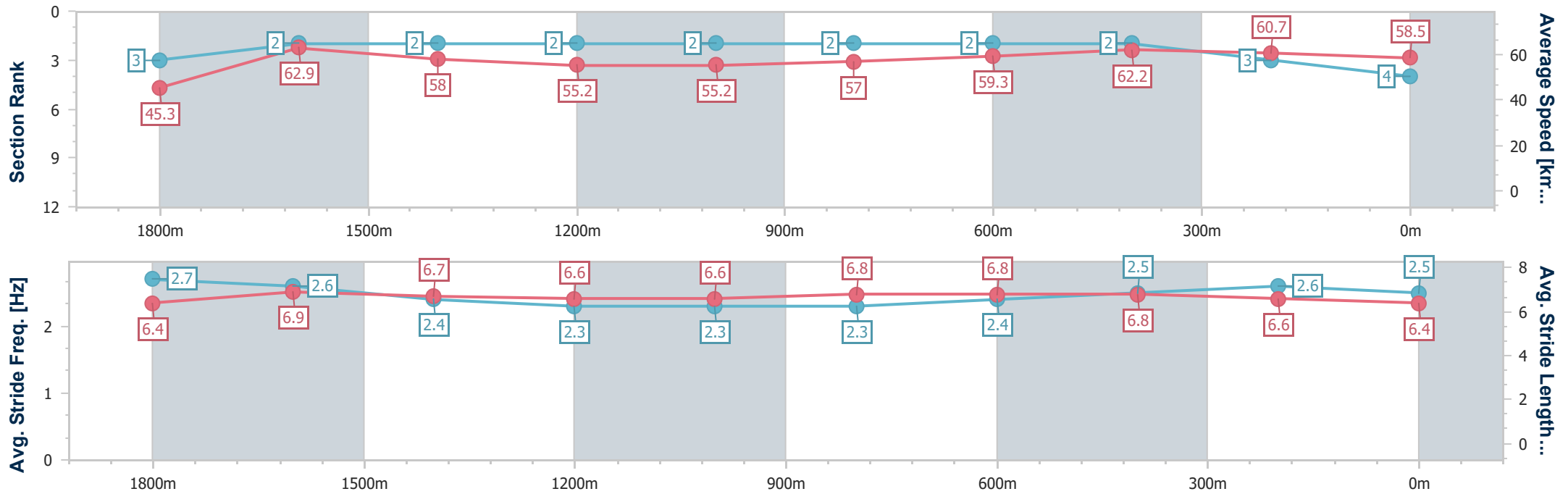
Aquis Park Gold Coast Poly QLD Professional  
 Race 7: Sea World Cruises BENCHMARK 58 Handicap - 1900m



19 August 2023 - 16:14

Track Rating: Synthetic, Weather: Fine, Rail Position: True

Section	Overall	1800m	1600m	1400m	1200m	1000m	800m	600m	400m	200m
Section Times	1:58.72 [4] (0:07.96)	1:50.76 [3] (0:11.42)	1:39.34 [2] (0:12.37)	1:26.97 [2] (0:13.06)	1:13.91 [2] (0:13.07)	1:00.84 [2] (0:12.62)	0:48.22 [2] (0:12.25)	0:35.97 [2] (0:11.71)	0:24.26 [2] (0:11.91)	0:12.35 [3] (0:12.35)
Average Speed [km/h]	45.3	62.9	58.0	55.2	55.2	57.0	59.3	62.2	60.7	58.5
Top Speed [km/h]	62.0	65.3	59.3	56.6	55.6	58.6	60.8	63.1	61.9	60.0
Avg. Dist. to Rail [m]	4.6	1.2	0.3	0.4	0.7	0.5	2.0	2.7	2.5	2.8
Avg. Stride Freq. [Hz]	2.7	2.6	2.4	2.3	2.3	2.3	2.4	2.5	2.6	2.5
Avg. Stride Length [m]	6.4	6.9	6.7	6.6	6.6	6.8	6.8	6.8	6.6	6.4



- [ ] Ranking at each section and finish
- .-.- No data available at this section
- NA No data available



Horse/Jockey Name	Nice Water
Final Rank	5
Fastest Section Time (Section)	0:08.19 (Overall)
Top Speed [km/h] (Section)	67.2 (1800m)
Race State	Finished



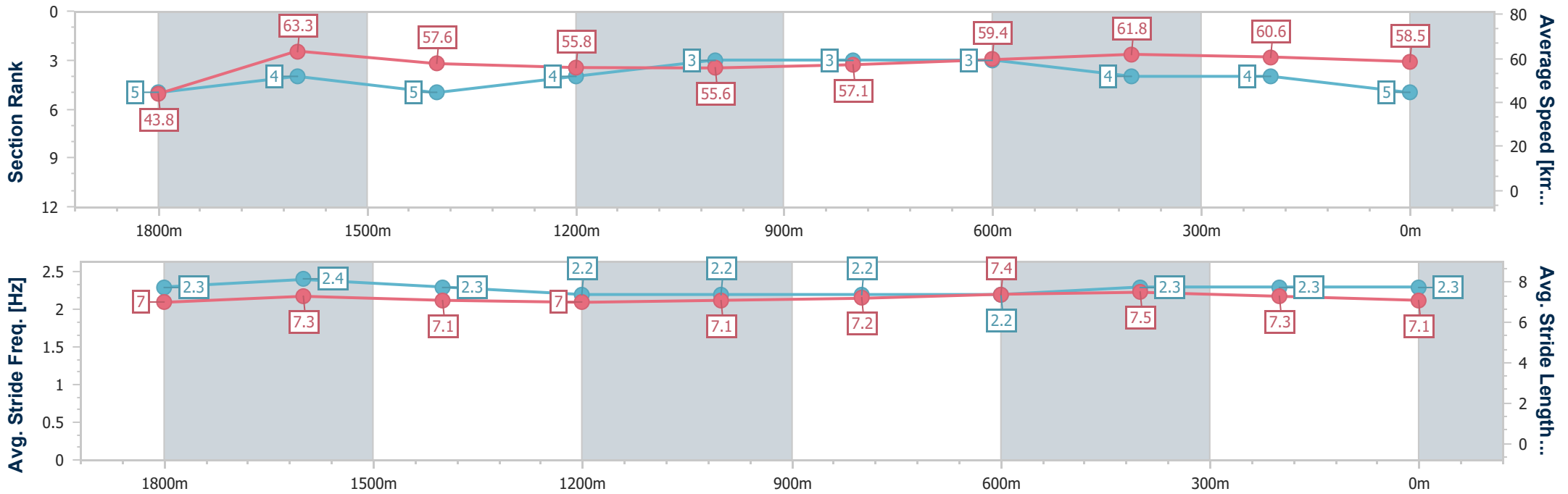
Aquis Park Gold Coast Poly QLD Professional  
Race 7: Sea World Cruises BENCHMARK 58 Handicap - 1900m



19 August 2023 - 16:14

Track Rating: Synthetic, Weather: Fine, Rail Position: True

Section	Overall	1800m	1600m	1400m	1200m	1000m	800m	600m	400m	200m
Section Times	1:58.88 [5] (0:08.19)	1:50.69 [5] (0:11.40)	1:39.29 [4] (0:12.55)	1:26.74 [5] (0:13.01)	1:13.73 [4] (0:12.94)	1:00.79 [3] (0:12.62)	0:48.17 [3] (0:12.11)	0:36.06 [3] (0:11.76)	0:24.30 [4] (0:11.93)	0:12.37 [4] (0:12.37)
Average Speed [km/h]	43.8	63.3	57.6	55.8	55.6	57.1	59.4	61.8	60.6	58.5
Top Speed [km/h]	61.5	67.2	59.9	57.3	56.1	57.8	62.0	63.2	62.8	60.4
Avg. Dist. to Rail [m]	0.8	0.5	1.8	1.0	0.3	0.3	0.7	1.6	2.7	2.4
Avg. Stride Freq. [Hz]	2.3	2.4	2.3	2.2	2.2	2.2	2.2	2.3	2.3	2.3
Avg. Stride Length [m]	7.0	7.3	7.1	7.0	7.1	7.2	7.4	7.5	7.3	7.1



- [ ] Ranking at each section and finish
- .-.- No data available at this section
- NA No data available



Horse/Jockey Name	Poet's Day
Final Rank	6
Fastest Section Time (Section)	0:07.84 (Overall)
Top Speed [km/h] (Section)	65.4 (1800m)
Race State	Finished



Aquis Park Gold Coast Poly QLD Professional

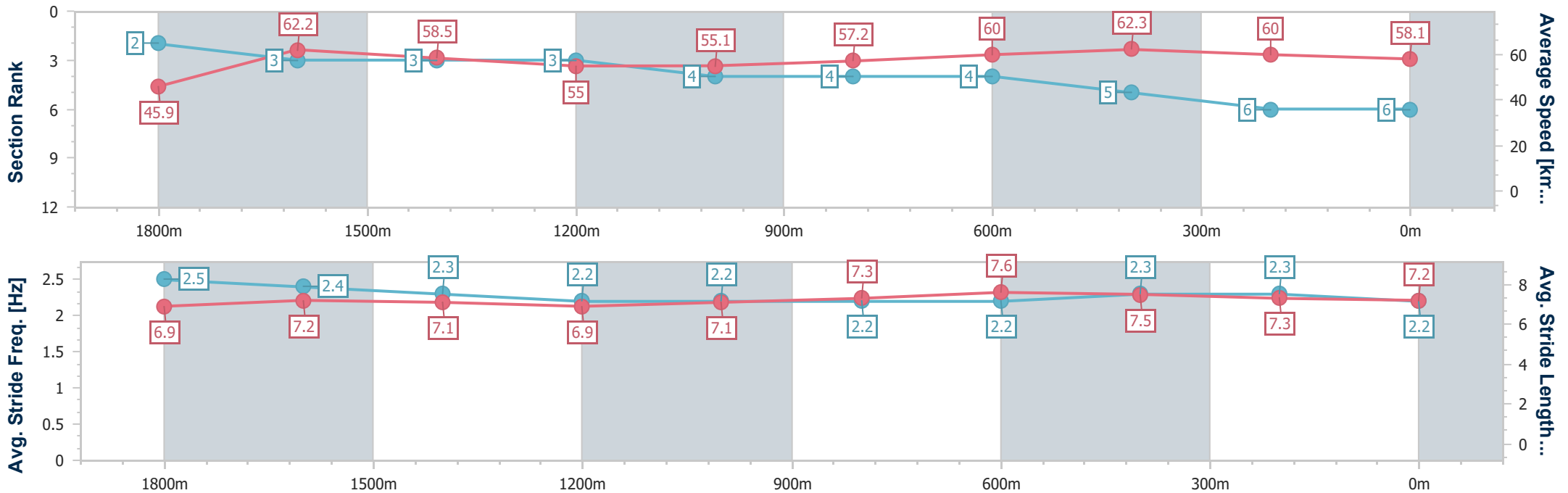
Race 7: Sea World Cruises BENCHMARK 58 Handicap - 1900m



19 August 2023 - 16:14

Track Rating: Synthetic, Weather: Fine, Rail Position: True

Section	Overall	1800m	1600m	1400m	1200m	1000m	800m	600m	400m	200m
Section Times	1:59.23 [6] (0:07.84)	1:51.39 [2] (0:11.65)	1:39.74 [3] (0:12.36)	1:27.38 [3] (0:13.22)	1:14.16 [3] (0:13.07)	1:01.09 [4] (0:12.62)	0:48.47 [4] (0:12.09)	0:36.38 [4] (0:11.83)	0:24.55 [5] (0:12.12)	0:12.43 [6] (0:12.43)
Average Speed [km/h]	45.9	62.2	58.5	55.0	55.1	57.2	60.0	62.3	60.0	58.1
Top Speed [km/h]	62.0	65.4	59.5	56.1	55.8	58.7	62.0	63.0	61.7	59.5
Avg. Dist. to Rail [m]	7.4	2.8	1.2	1.5	1.5	1.1	1.5	4.2	4.1	5.0
Avg. Stride Freq. [Hz]	2.5	2.4	2.3	2.2	2.2	2.2	2.2	2.3	2.3	2.2
Avg. Stride Length [m]	6.9	7.2	7.1	6.9	7.1	7.3	7.6	7.5	7.3	7.2



- [ ] Ranking at each section and finish
- .-.- No data available at this section
- NA No data available





Horse/Jockey Name	Mount Zion
Final Rank	7
Fastest Section Time (Section)	0:08.55 (Overall)
Top Speed [km/h] (Section)	63.4 (600m)
Race State	Finished



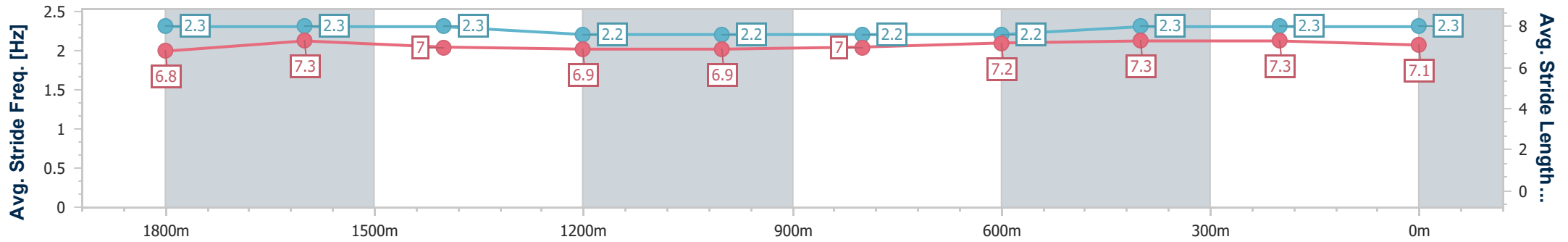
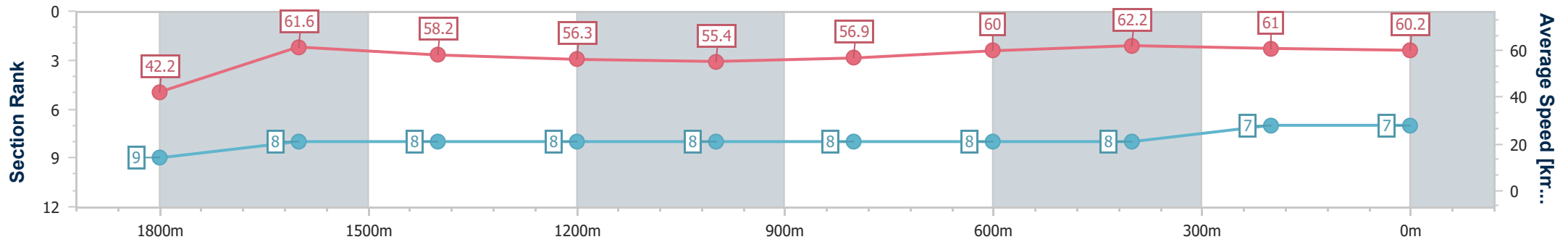
Aquis Park Gold Coast Poly QLD Professional  
Race 7: Sea World Cruises BENCHMARK 58 Handicap - 1900m



19 August 2023 - 16:14

Track Rating: Synthetic, Weather: Fine, Rail Position: True

Section	Overall	1800m	1600m	1400m	1200m	1000m	800m	600m	400m	200m
Section Times	1:59.31 [7] (0:08.55)	1:50.76 [9] (0:11.75)	1:39.01 [8] (0:12.44)	1:26.57 [8] (0:12.99)	1:13.58 [8] (0:13.00)	1:00.58 [8] (0:12.72)	0:47.86 [8] (0:12.11)	0:35.75 [8] (0:11.82)	0:23.93 [8] (0:11.92)	0:12.01 [7] (0:12.01)
Average Speed [km/h]	42.2	61.6	58.2	56.3	55.4	56.9	60.0	62.2	61.0	60.2
Top Speed [km/h]	58.3	63.2	60.3	57.6	57.6	60.1	61.5	63.4	61.7	62.4
Avg. Dist. to Rail [m]	5.6	1.8	2.2	2.1	2.1	1.6	2.1	3.6	5.5	6.7
Avg. Stride Freq. [Hz]	2.3	2.3	2.3	2.2	2.2	2.2	2.2	2.3	2.3	2.3
Avg. Stride Length [m]	6.8	7.3	7.0	6.9	6.9	7.0	7.2	7.3	7.3	7.1



- [ ] Ranking at each section and finish
- .-.- No data available at this section
- NA No data available



Horse/Jockey Name	Cleary Adonis
Final Rank	8
Fastest Section Time (Section)	0:08.53 (Overall)
Top Speed [km/h] (Section)	62.6 (1800m)
Race State	Finished



Aquis Park Gold Coast Poly QLD Professional

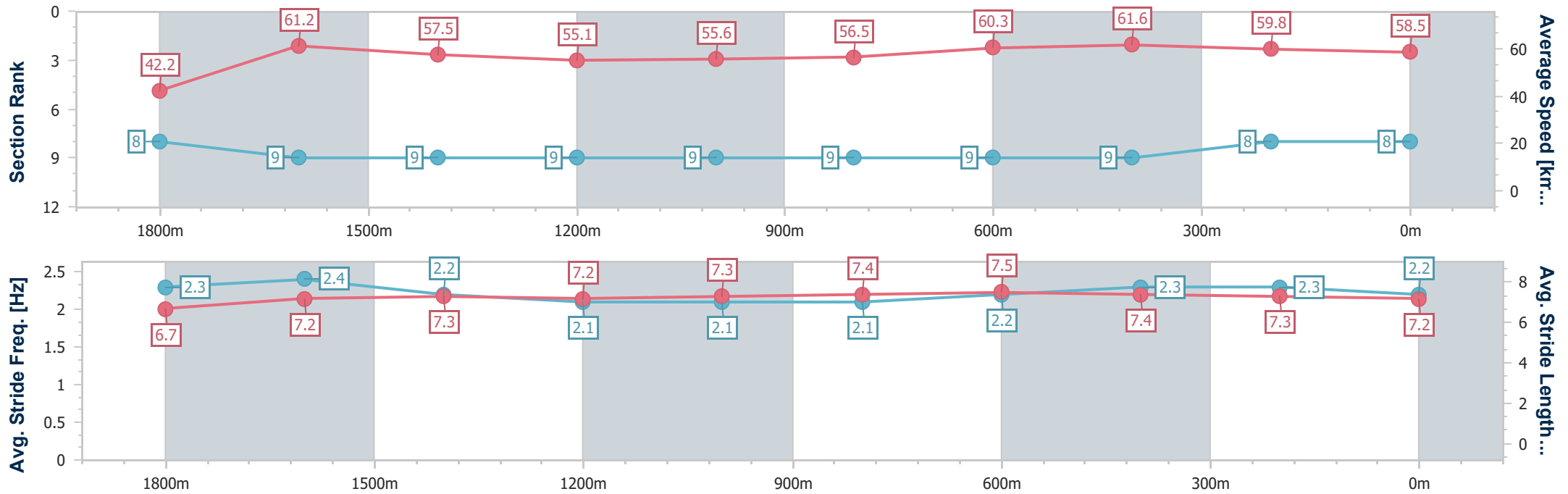
Race 7: Sea World Cruises BENCHMARK 58 Handicap - 1900m



19 August 2023 - 16:14

Track Rating: Synthetic, Weather: Fine, Rail Position: True

Section	Overall	1800m	1600m	1400m	1200m	1000m	800m	600m	400m	200m
Section Times	1:59.93 [8] (0:08.53)	1:51.40 [8] (0:11.80)	1:39.60 [9] (0:12.53)	1:27.07 [9] (0:13.17)	1:13.90 [9] (0:12.94)	1:00.96 [9] (0:12.77)	0:48.19 [9] (0:12.01)	0:36.18 [9] (0:11.75)	0:24.43 [9] (0:12.07)	0:12.36 [8] (0:12.36)
Average Speed [km/h]	42.2	61.2	57.5	55.1	55.6	56.5	60.3	61.6	59.8	58.5
Top Speed [km/h]	58.0	62.6	60.2	56.9	57.6	59.6	61.6	62.5	60.2	60.0
Avg. Dist. to Rail [m]	0.3	0.4	0.6	0.9	1.0	0.7	1.1	0.9	1.4	1.2
Avg. Stride Freq. [Hz]	2.3	2.4	2.2	2.1	2.1	2.1	2.2	2.3	2.3	2.2
Avg. Stride Length [m]	6.7	7.2	7.3	7.2	7.3	7.4	7.5	7.4	7.3	7.2



- [ ] Ranking at each section and finish
- .-.- No data available at this section
- NA No data available



Horse/Jockey Name	Leinster
Final Rank	9
Fastest Section Time (Section)	0:08.15 (Overall)
Top Speed [km/h] (Section)	63.7 (1800m)
Race State	Finished



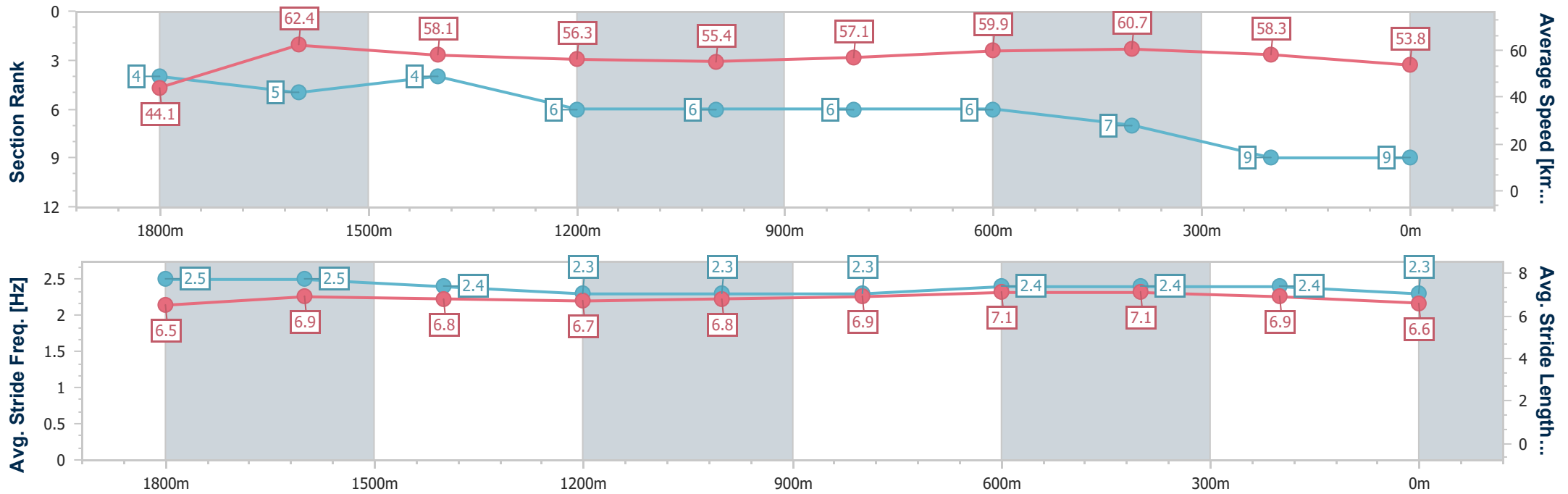
Aquis Park Gold Coast Poly QLD Professional  
Race 7: Sea World Cruises BENCHMARK 58 Handicap - 1900m



19 August 2023 - 16:14

Track Rating: Synthetic, Weather: Fine, Rail Position: True

Section	Overall	1800m	1600m	1400m	1200m	1000m	800m	600m	400m	200m
Section Times	2:01.20 [9] (0:08.15)	1:53.05 [4] (0:11.55)	1:41.50 [5] (0:12.42)	1:29.08 [4] (0:13.32)	1:15.76 [6] (0:13.02)	1:02.74 [6] (0:12.65)	0:50.09 [6] (0:12.15)	0:37.94 [6] (0:12.06)	0:25.88 [7] (0:12.47)	0:13.41 [9] (0:13.41)
Average Speed [km/h]	44.1	62.4	58.1	56.3	55.4	57.1	59.9	60.7	58.3	53.8
Top Speed [km/h]	59.0	63.7	60.2	58.5	56.4	59.7	62.0	62.2	60.3	56.6
Avg. Dist. to Rail [m]	2.9	1.5	3.2	4.5	3.1	1.8	2.2	3.3	4.2	4.3
Avg. Stride Freq. [Hz]	2.5	2.5	2.4	2.3	2.3	2.3	2.4	2.4	2.4	2.3
Avg. Stride Length [m]	6.5	6.9	6.8	6.7	6.8	6.9	7.1	7.1	6.9	6.6



- [ ] Ranking at each section and finish
- .-.- No data available at this section
- NA No data available