



**Ipswich QLD Professional**  
**Race 9: SEVEN NEWS Fillies & Mares BENCHMARK 62 Handicap - 1350m**  
 18 August 2023 - 17:02



Track Rating: Soft 5, Weather: Overcast, Rail Position: +10m Entire

Section		Overall	1200m	1000m	800m	600m	400m	Last 600m				
Field Times		1:23.56 (0:11.49)	1:12.07 (0:11.67)	1:00.40 (0:12.43)	0:47.97 (0:12.55)	0:35.42 (0:11.91)	0:23.51 (0:11.61)	0:35.42				
Rank	TAB Horse/Jockey	Barrier	Top Speed [km/h]	Fastest Section	Distance Travelled [m]							
1	1 CHICKERARTIE Jai Williams	4	64.9 1200m	0:11.50 1200m	1:23.56 [1] (0:11.66)	1:11.90 [2] (0:11.50)	1:00.40 [1] (0:12.43)	0:47.97 [1] (0:12.55)	0:35.42 [1] (0:11.91)	0:23.51 [1] (0:11.61)	0:35.42	
2	12 DESPEREAUX Jag Guthmann-Chester	2	62.4 1200m	0:11.74 Overall	1:23.93 [2] (0:11.74)	1:12.19 [4] (0:11.76)	1:00.43 [4] (0:12.33)	0:48.10 [3] (0:12.61)	0:35.49 [3] (0:11.83)	0:23.66 [3] (0:11.78)	0:35.49 -1	
3	5 QUADRI James Orman	16	64.6 200m	0:11.47 200m	1:23.95 [3] (0:12.27)	1:11.68 [8] (0:11.79)	0:59.89 [9] (0:12.51)	0:47.38 [9] (0:12.77)	0:34.61 [9] (0:11.54)	0:23.07 [9] (0:11.60)	0:34.61 +7	
4	3 LA PETITE MISSILE Cejay Graham	10	63.5 1200m	0:11.49 Overall	1:24.12 [4] (0:11.49)	1:12.63 [1] (0:11.73)	1:00.90 [2] (0:12.47)	0:48.43 [2] (0:12.64)	0:35.79 [2] (0:11.91)	0:23.88 [2] (0:11.80)	0:35.79 +4	
5	13 PROSPETTIVA Mark Du Plessis	1	62.4 1200m	0:11.77 200m	1:24.16 [5] (0:11.97)	1:12.19 [5] (0:11.82)	1:00.37 [5] (0:12.30)	0:48.07 [5] (0:12.64)	0:35.43 [5] (0:11.87)	0:23.56 [5] (0:11.79)	0:35.43 -1	
6	11 FEATHERS ARE BLUE Damien Thornton	6	63.0 600m	0:11.64 600m	1:24.19 [6] (0:12.13)	1:12.06 [7] (0:11.87)	1:00.19 [7] (0:12.35)	0:47.84 [7] (0:12.68)	0:35.16 [7] (0:11.64)	0:23.52 [6] (0:11.72)	0:35.16 +5	
7	15 CASSOWARY Luke Tarrant	5	62.8 1200m	0:11.73 200m	1:24.32 [7] (0:12.02)	1:12.30 [6] (0:11.81)	1:00.49 [6] (0:12.40)	0:48.09 [6] (0:12.58)	0:35.51 [6] (0:11.95)	0:23.56 [7] (0:11.83)	0:35.51 +3	
8	8 IN A MINUTE RILEY Alisha Donald	9	62.6 1200m	0:11.70 Overall	1:24.43 [8] (0:11.70)	1:12.73 [3] (0:11.78)	1:00.95 [3] (0:12.43)	0:48.52 [4] (0:12.62)	0:35.90 [4] (0:12.04)	0:23.86 [4] (0:11.86)	0:35.90 +3	
9	6 YES TO EXCESS Bailey Wheeler	8	63.7 1200m	0:11.69 1200m	1:24.63 [9] (0:12.34)	1:12.29 [9] (0:11.69)	1:00.60 [8] (0:12.35)	0:48.25 [8] (0:12.71)	0:35.54 [8] (0:11.76)	0:23.78 [8] (0:11.76)	0:35.54 +0	

Scratched: Daring Belle (#2), My Oddette (#4), Yellowhammer (#7), Cairdeas (#9), Steal The Field (#10), Late Night Devil (#14), Divenire (#16)

[ ] Ranking at each section and finish  
 -:-:- No data available at this section  
 NA No data available

SCN Saddle cloth number  
 DNF Did not finish  
 DNT Did not track



**Ipswich QLD Professional**  
**Race 9: SEVEN NEWS Fillies & Mares BENCHMARK 62 Handicap - 1350m**  
 18 August 2023 - 17:02



Track Rating: Soft 5, Weather: Overcast, Rail Position: +10m Entire

Section				200m				Last 600m	
Field Times				0:11.90 (0:11.90)				0:35.42	
Rank	TAB	Horse/Jockey	Barrier	Top Speed [km/h]	Fastest Section	Margin			Distance Travelled [m]
1	1	<b>CHICKERARTIE</b> Jai Williams	4	64.9 1200m	0:11.50 1200m	0:11.90 [1] (0:11.90)	1:23.56		0:35.42
2	12	<b>DESPEREAUX</b> Jag Guthmann-Chester	2	62.4 1200m	0:11.74 Overall	0:11.88 [3] (0:11.88)	2L		0:35.49 -1
3	5	<b>QUADRI</b> James Orman	16	64.6 200m	0:11.47 200m	0:11.47 [7] (0:11.47)	2.1L		0:34.61 +7
4	3	<b>LA PETITE MISSILE</b> Cejay Graham	10	63.5 1200m	0:11.49 Overall	0:12.08 [2] (0:12.08)	3.1L		0:35.79 +4
5	13	<b>PROSPETTIVA</b> Mark Du Plessis	1	62.4 1200m	0:11.77 200m	0:11.77 [4] (0:11.77)	3.3L		0:35.43 -1
6	11	<b>FEATHERS ARE BLUE</b> Damien Thornton	6	63.0 600m	0:11.64 600m	0:11.80 [5] (0:11.80)	3.5L		0:35.16 +5
7	15	<b>CASSOWARY</b> Luke Tarrant	5	62.8 1200m	0:11.73 200m	0:11.73 [8] (0:11.73)	4.3L		0:35.51 +3
8	8	<b>IN A MINUTE RILEY</b> Alisha Donald	9	62.6 1200m	0:11.70 Overall	0:12.00 [6] (0:12.00)	4.8L		0:35.90 +3
9	6	<b>YES TO EXCESS</b> Bailey Wheeler	8	63.7 1200m	0:11.69 1200m	0:12.02 [9] (0:12.02)	5.8L		0:35.54 +0

Scratched: Daring Belle (#2), My Oddette (#4), Yellowhammer (#7), Cairdeas (#9), Steal The Field (#10), Late Night Devil (#14), Divenire (#16)



Horse/Jockey Name	Chickerartie
Final Rank	1
Fastest Section Time (Section)	0:11.50 (1200m)
Top Speed [km/h] (Section)	64.9 (1200m)
Race State	Finished

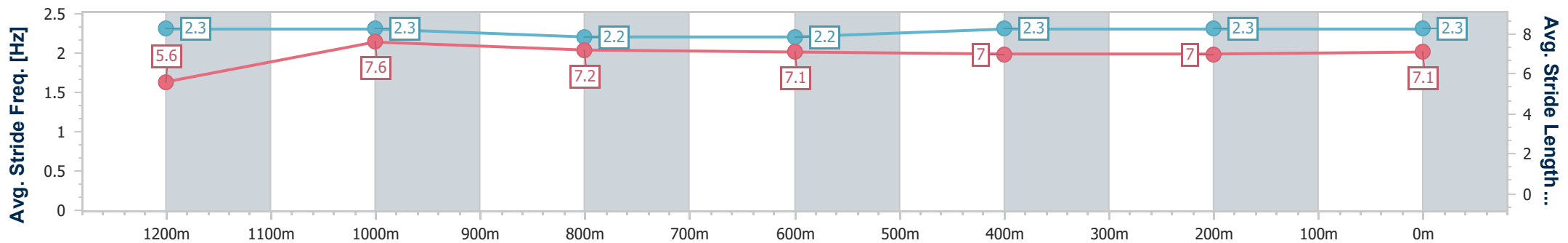
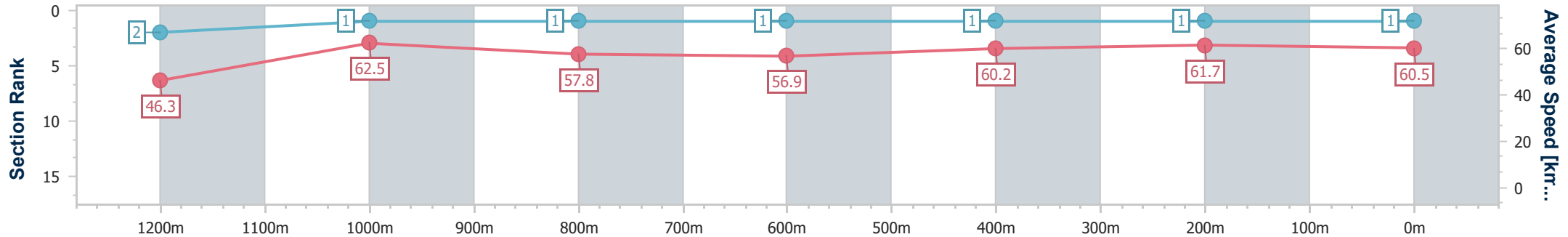


Ipswich QLD Professional  
 Race 9: SEVEN NEWS Fillies & Mares BENCHMARK 62  
 Handicap - 1350m  
 18 August 2023 - 17:02



Track Rating: Soft 5, Weather: Overcast, Rail Position: +10m Entire

Section	Overall	1200m	1000m	800m	600m	400m	200m
Section Times	1:23.56 [1] (0:11.66)	1:11.90 [2] (0:11.50)	1:00.40 [1] (0:12.43)	0:47.97 [1] (0:12.55)	0:35.42 [1] (0:11.91)	0:23.51 [1] (0:11.61)	0:11.90 [1] (0:11.90)
Average Speed [km/h]	46.3	62.5	57.8	56.9	60.2	61.7	60.5
Top Speed [km/h]	62.7	64.9	59.8	59.4	61.8	61.9	62.0
Avg. Dist. to Rail [m]	1.1	0.4	0.9	1.7	1.2	1.2	1.0
Avg. Stride Freq. [Hz]	2.3	2.3	2.2	2.2	2.3	2.3	2.3
Avg. Stride Length [m]	5.6	7.6	7.2	7.1	7.0	7.0	7.1



- [ ] Ranking at each section and finish
- .-.- No data available at this section
- NA No data available



Horse/Jockey Name	Despereaux
Final Rank	2
Fastest Section Time (Section)	0:11.74 (Overall)
Top Speed [km/h] (Section)	62.4 (1200m)
Race State	Finished

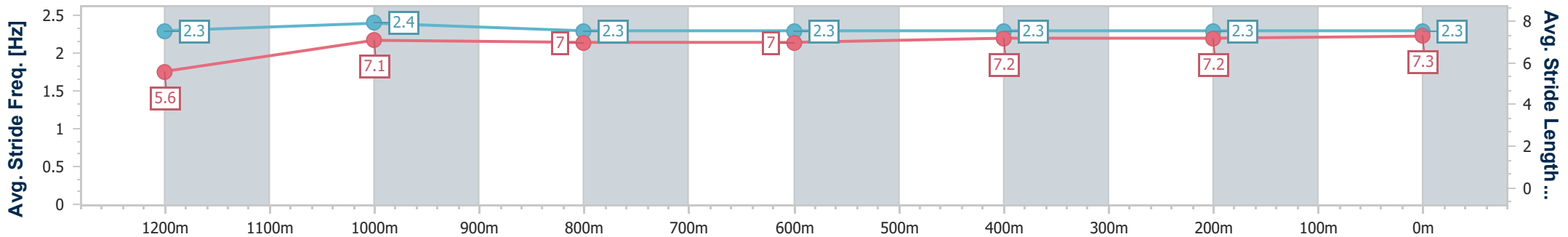
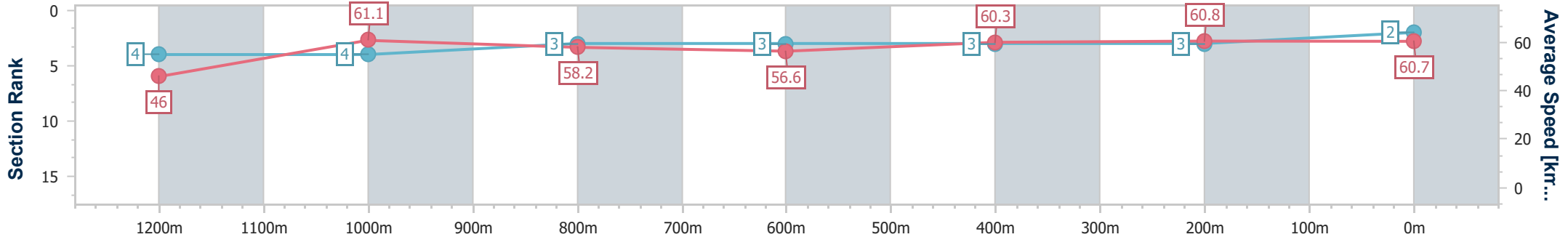


Ipswich QLD Professional  
 Race 9: SEVEN NEWS Fillies & Mares BENCHMARK 62  
 Handicap - 1350m  
 18 August 2023 - 17:02



Track Rating: Soft 5, Weather: Overcast, Rail Position: +10m Entire

Section	Overall	1200m	1000m	800m	600m	400m	200m
Section Times	1:23.93 [2] (0:11.74)	1:12.19 [4] (0:11.76)	1:00.43 [4] (0:12.33)	0:48.10 [3] (0:12.61)	0:35.49 [3] (0:11.83)	0:23.66 [3] (0:11.78)	0:11.88 [3] (0:11.88)
Average Speed [km/h]	46.0	61.1	58.2	56.6	60.3	60.8	60.7
Top Speed [km/h]	61.2	62.4	60.0	59.1	61.2	62.0	61.7
Avg. Dist. to Rail [m]	1.2	0.6	1.0	1.8	2.2	1.1	0.4
Avg. Stride Freq. [Hz]	2.3	2.4	2.3	2.3	2.3	2.3	2.3
Avg. Stride Length [m]	5.6	7.1	7.0	7.0	7.2	7.2	7.3



- [ ] Ranking at each section and finish
- .-.- No data available at this section
- NA No data available



Horse/Jockey Name	Quadri
Final Rank	3
Fastest Section Time (Section)	0:11.47 (200m)
Top Speed [km/h] (Section)	64.6 (200m)
Race State	Finished

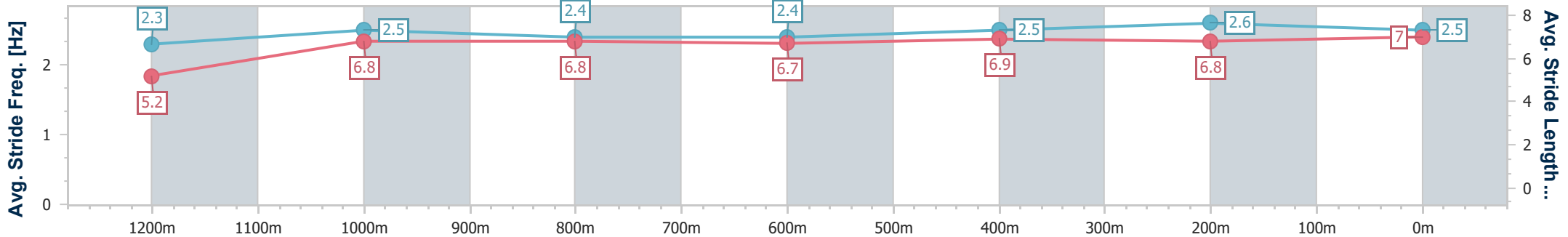
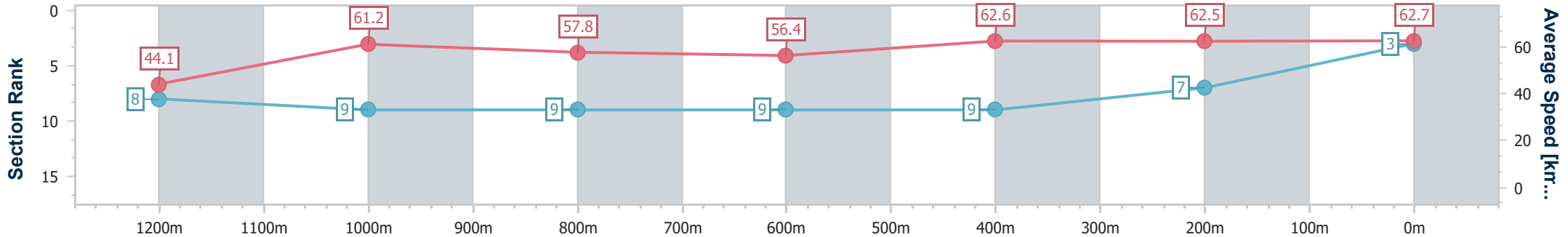


Ipswich QLD Professional  
 Race 9: SEVEN NEWS Fillies & Mares BENCHMARK 62  
 Handicap - 1350m  
 18 August 2023 - 17:02



Track Rating: Soft 5, Weather: Overcast, Rail Position: +10m Entire

Section	Overall	1200m	1000m	800m	600m	400m	200m
Section Times	1:23.95 [3] (0:12.27)	1:11.68 [8] (0:11.79)	0:59.89 [9] (0:12.51)	0:47.38 [9] (0:12.77)	0:34.61 [9] (0:11.54)	0:23.07 [9] (0:11.60)	0:11.47 [7] (0:11.47)
Average Speed [km/h]	44.1	61.2	57.8	56.4	62.6	62.5	62.7
Top Speed [km/h]	60.2	62.6	59.6	61.0	64.3	64.2	64.6
Avg. Dist. to Rail [m]	5.9	2.4	1.4	0.2	0.7	2.9	5.7
Avg. Stride Freq. [Hz]	2.3	2.5	2.4	2.4	2.5	2.6	2.5
Avg. Stride Length [m]	5.2	6.8	6.8	6.7	6.9	6.8	7.0



- [ ] Ranking at each section and finish
- .-.- No data available at this section
- NA No data available



Horse/Jockey Name	La Petite Missile
Final Rank	4
Fastest Section Time (Section)	0:11.49 (Overall)
Top Speed [km/h] (Section)	63.5 (1200m)
Race State	Finished

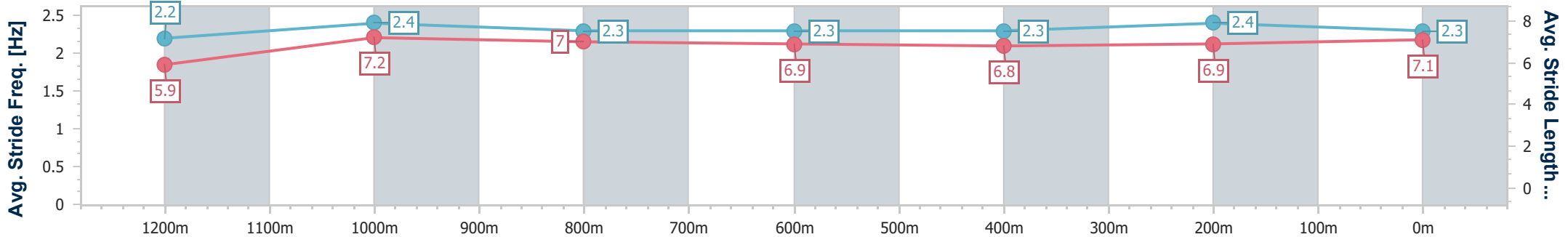
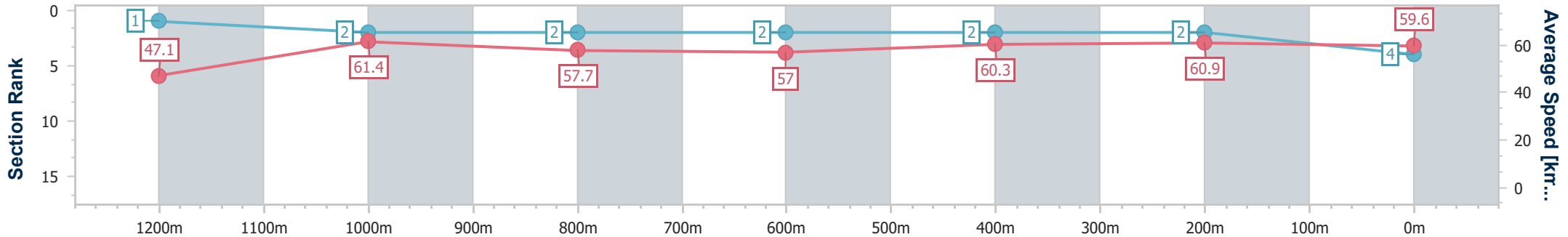


Ipswich QLD Professional  
 Race 9: SEVEN NEWS Fillies & Mares BENCHMARK 62  
 Handicap - 1350m  
 18 August 2023 - 17:02



Track Rating: Soft 5, Weather: Overcast, Rail Position: +10m Entire

Section	Overall	1200m	1000m	800m	600m	400m	200m
Section Times	1:24.12 [4] (0:11.49)	1:12.63 [1] (0:11.73)	1:00.90 [2] (0:12.47)	0:48.43 [2] (0:12.64)	0:35.79 [2] (0:11.91)	0:23.88 [2] (0:11.80)	0:12.08 [2] (0:12.08)
Average Speed [km/h]	47.1	61.4	57.7	57.0	60.3	60.9	59.6
Top Speed [km/h]	63.2	63.5	59.5	58.6	60.9	61.6	61.1
Avg. Dist. to Rail [m]	5.7	1.9	0.4	0.4	0.4	0.4	1.2
Avg. Stride Freq. [Hz]	2.2	2.4	2.3	2.3	2.3	2.4	2.3
Avg. Stride Length [m]	5.9	7.2	7.0	6.9	6.8	6.9	7.1



- [ ] Ranking at each section and finish
- .-.- No data available at this section
- NA No data available



Horse/Jockey Name	Prospettiva
Final Rank	5
Fastest Section Time (Section)	0:11.77 (200m)
Top Speed [km/h] (Section)	62.4 (1200m)
Race State	Finished

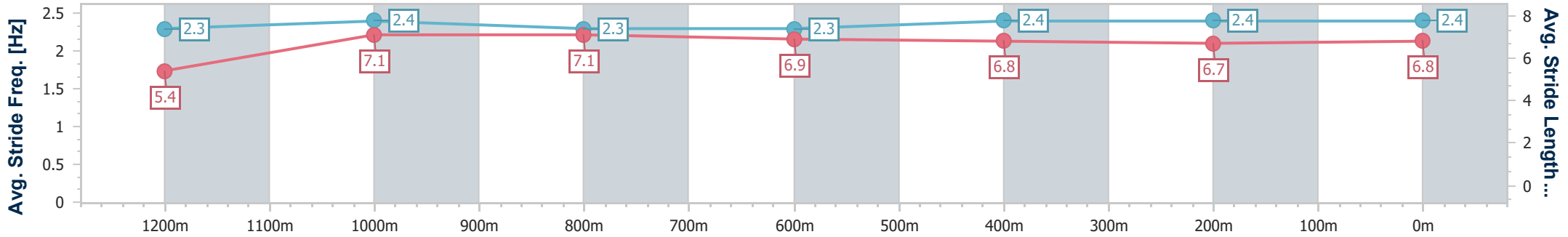
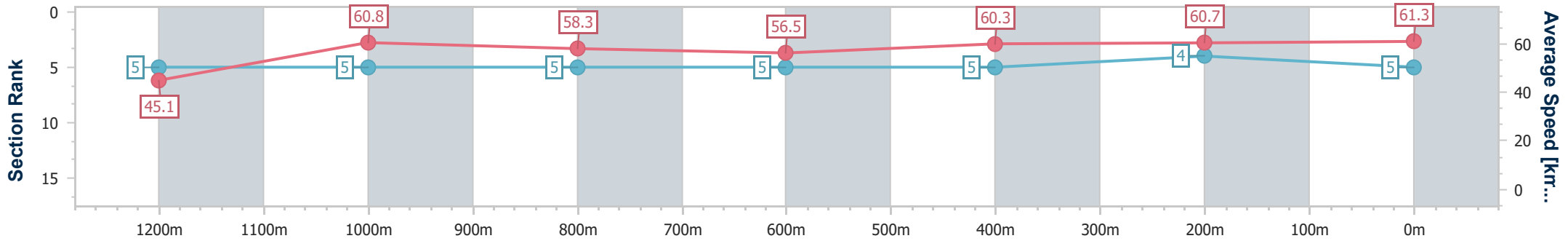


Ipswich QLD Professional  
 Race 9: SEVEN NEWS Fillies & Mares BENCHMARK 62  
 Handicap - 1350m  
 18 August 2023 - 17:02



Track Rating: Soft 5, Weather: Overcast, Rail Position: +10m Entire

Section	Overall	1200m	1000m	800m	600m	400m	200m
Section Times	1:24.16 [5] (0:11.97)	1:12.19 [5] (0:11.82)	1:00.37 [5] (0:12.30)	0:48.07 [5] (0:12.64)	0:35.43 [5] (0:11.87)	0:23.56 [5] (0:11.79)	0:11.77 [4] (0:11.77)
Average Speed [km/h]	45.1	60.8	58.3	56.5	60.3	60.7	61.3
Top Speed [km/h]	60.2	62.4	60.0	58.9	60.7	62.0	62.1
Avg. Dist. to Rail [m]	2.0	0.9	1.4	2.2	1.4	1.6	0.6
Avg. Stride Freq. [Hz]	2.3	2.4	2.3	2.3	2.4	2.4	2.4
Avg. Stride Length [m]	5.4	7.1	7.1	6.9	6.8	6.7	6.8



- [ ] Ranking at each section and finish
- .-.- No data available at this section
- NA No data available



Horse/Jockey Name	Feathers Are Blue
Final Rank	6
Fastest Section Time (Section)	0:11.64 (600m)
Top Speed [km/h] (Section)	63.0 (600m)
Race State	Finished



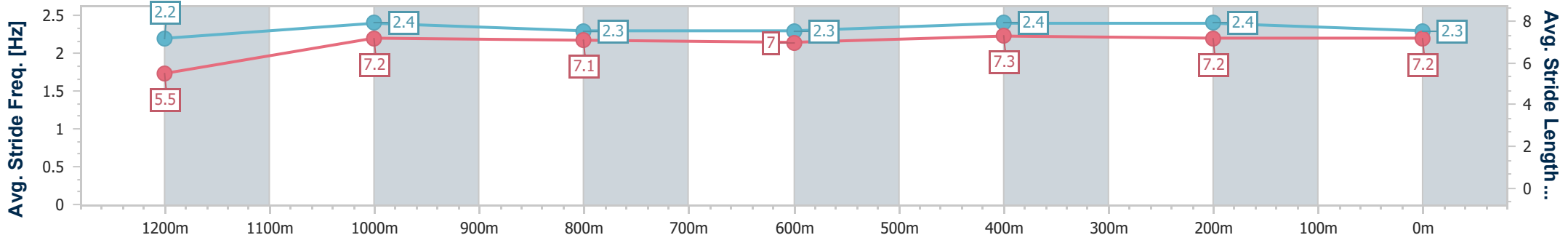
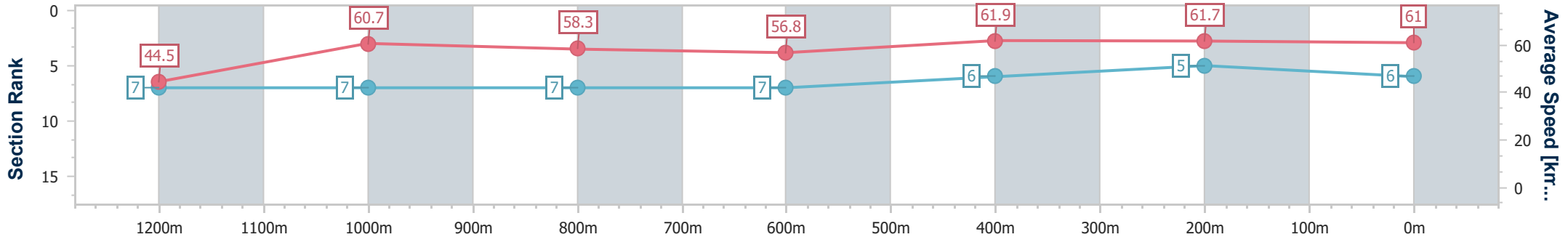
Ipswich QLD Professional  
 Race 9: SEVEN NEWS Fillies & Mares BENCHMARK 62  
 Handicap - 1350m



18 August 2023 - 17:02

Track Rating: Soft 5, Weather: Overcast, Rail Position: +10m Entire

Section	Overall	1200m	1000m	800m	600m	400m	200m
Section Times	1:24.19 [6] (0:12.13)	1:12.06 [7] (0:11.87)	1:00.19 [7] (0:12.35)	0:47.84 [7] (0:12.68)	0:35.16 [7] (0:11.64)	0:23.52 [6] (0:11.72)	0:11.80 [5] (0:11.80)
Average Speed [km/h]	44.5	60.7	58.3	56.8	61.9	61.7	61.0
Top Speed [km/h]	60.0	62.1	59.9	60.0	63.0	62.9	62.7
Avg. Dist. to Rail [m]	2.7	0.7	0.4	0.1	0.9	2.1	3.8
Avg. Stride Freq. [Hz]	2.2	2.4	2.3	2.3	2.4	2.4	2.3
Avg. Stride Length [m]	5.5	7.2	7.1	7.0	7.3	7.2	7.2



- [ ] Ranking at each section and finish
- .-.- No data available at this section
- NA No data available





Horse/Jockey Name	Cassowary
Final Rank	7
Fastest Section Time (Section)	0:11.73 (200m)
Top Speed [km/h] (Section)	62.8 (1200m)
Race State	Finished

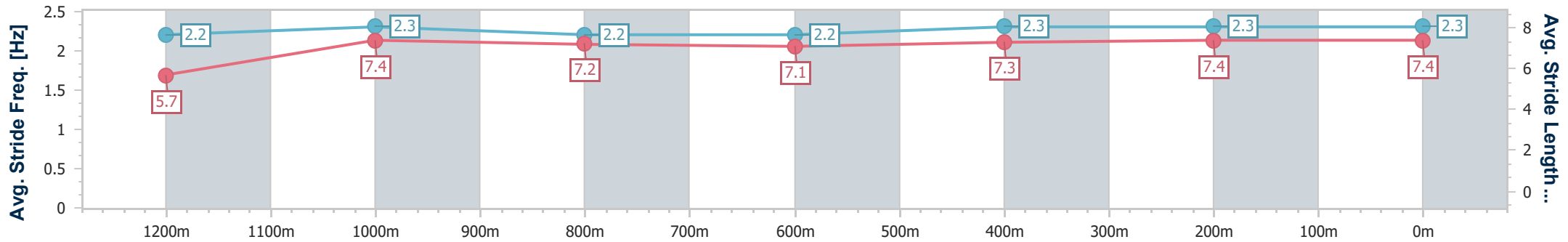
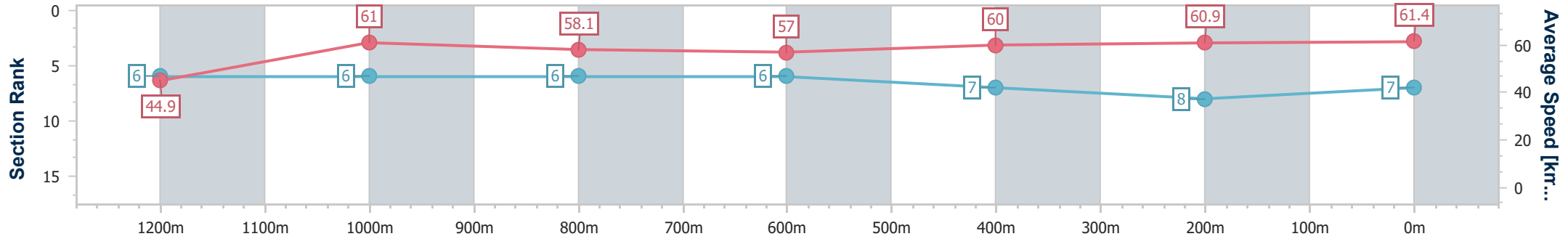


Ipswich QLD Professional  
 Race 9: SEVEN NEWS Fillies & Mares BENCHMARK 62  
 Handicap - 1350m  
 18 August 2023 - 17:02



Track Rating: Soft 5, Weather: Overcast, Rail Position: +10m Entire

Section	Overall	1200m	1000m	800m	600m	400m	200m
Section Times	1:24.32 [7] (0:12.02)	1:12.30 [6] (0:11.81)	1:00.49 [6] (0:12.40)	0:48.09 [6] (0:12.58)	0:35.51 [6] (0:11.95)	0:23.56 [7] (0:11.83)	0:11.73 [8] (0:11.73)
Average Speed [km/h]	44.9	61.0	58.1	57.0	60.0	60.9	61.4
Top Speed [km/h]	62.2	62.8	59.7	58.8	60.9	62.3	62.3
Avg. Dist. to Rail [m]	1.6	0.6	0.3	1.0	0.8	1.1	5.1
Avg. Stride Freq. [Hz]	2.2	2.3	2.2	2.2	2.3	2.3	2.3
Avg. Stride Length [m]	5.7	7.4	7.2	7.1	7.3	7.4	7.4



- [ ] Ranking at each section and finish
- .-.- No data available at this section
- NA No data available



Horse/Jockey Name	In A Minute Riley
Final Rank	8
Fastest Section Time (Section)	0:11.70 (Overall)
Top Speed [km/h] (Section)	62.6 (1200m)
Race State	Finished

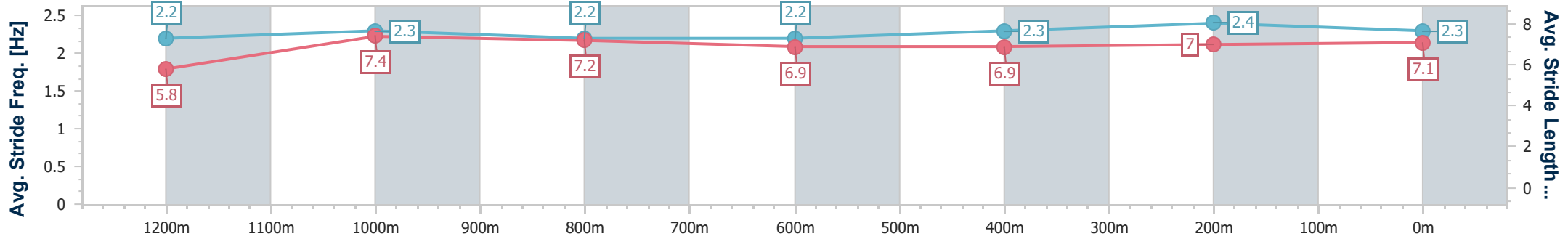
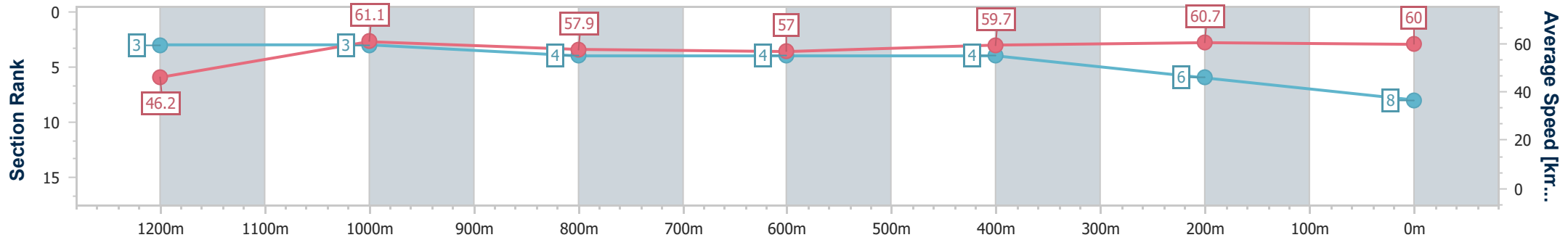


Ipswich QLD Professional  
 Race 9: SEVEN NEWS Fillies & Mares BENCHMARK 62  
 Handicap - 1350m  
 18 August 2023 - 17:02



Track Rating: Soft 5, Weather: Overcast, Rail Position: +10m Entire

Section	Overall	1200m	1000m	800m	600m	400m	200m
Section Times	1:24.43 [8] (0:11.70)	1:12.73 [3] (0:11.78)	1:00.95 [3] (0:12.43)	0:48.52 [4] (0:12.62)	0:35.90 [4] (0:12.04)	0:23.86 [4] (0:11.86)	0:12.00 [6] (0:12.00)
Average Speed [km/h]	46.2	61.1	57.9	57.0	59.7	60.7	60.0
Top Speed [km/h]	62.2	62.6	59.8	58.2	60.5	62.4	62.2
Avg. Dist. to Rail [m]	3.8	0.8	0.4	0.3	0.5	0.6	1.7
Avg. Stride Freq. [Hz]	2.2	2.3	2.2	2.2	2.3	2.4	2.3
Avg. Stride Length [m]	5.8	7.4	7.2	6.9	6.9	7.0	7.1



- [ ] Ranking at each section and finish
- .-.- No data available at this section
- NA No data available



Horse/Jockey Name	Yes To Excess
Final Rank	9
Fastest Section Time (Section)	0:11.69 (1200m)
Top Speed [km/h] (Section)	63.7 (1200m)
Race State	Finished



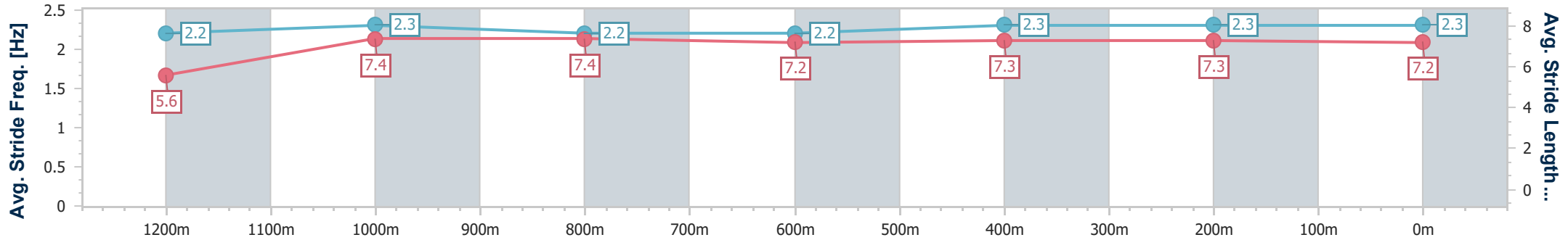
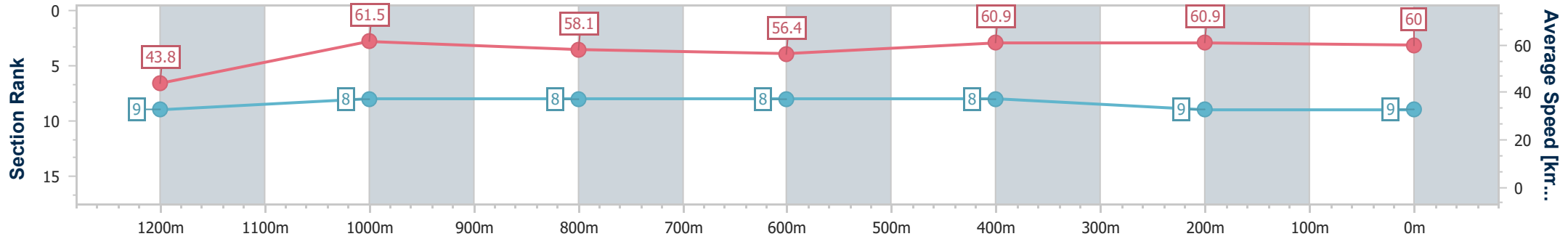
Ipswich QLD Professional  
Race 9: SEVEN NEWS Fillies & Mares BENCHMARK 62  
Handicap - 1350m



18 August 2023 - 17:02

Track Rating: Soft 5, Weather: Overcast, Rail Position: +10m Entire

Section	Overall	1200m	1000m	800m	600m	400m	200m
Section Times	1:24.63 [9] (0:12.34)	1:12.29 [9] (0:11.69)	1:00.60 [8] (0:12.35)	0:48.25 [8] (0:12.71)	0:35.54 [8] (0:11.76)	0:23.78 [8] (0:11.76)	0:12.02 [9] (0:12.02)
Average Speed [km/h]	43.8	61.5	58.1	56.4	60.9	60.9	60.0
Top Speed [km/h]	60.7	63.7	59.6	60.5	62.5	62.5	61.9
Avg. Dist. to Rail [m]	3.6	0.2	0.9	1.6	1.1	0.7	0.4
Avg. Stride Freq. [Hz]	2.2	2.3	2.2	2.2	2.3	2.3	2.3
Avg. Stride Length [m]	5.6	7.4	7.4	7.2	7.3	7.3	7.2



- [ ] Ranking at each section and finish
- .-.- No data available at this section
- NA No data available