

Track Rating: Soft 5, Weather: Overcast, Rail Position: +10m Entire

Section		Overall											Last 600m	
Field Times		1:05.80											0:35.61	
		(0:08.17)											(0:11.85)	
Rank	TAB	Horse/Jockey	Barrier	Top Speed [km/h]	Fastest Section	1000m	800m	600m	400m	200m	Margin	Distance Travelled [m]		
1	1	<b>BOODJA ROMANCE</b>	7	67.3	0:08.64	1:05.80 [1]	0:57.16 [7]	0:46.12 [7]	0:35.04 [6]	0:23.31 [6]	0:11.42 [5]	1:05.80	0:35.04	
		Michael Murphy		800m	Overall	(0:08.64)	(0:11.04)	(0:11.08)	(0:11.73)	(0:11.89)	(0:11.42)			
2	2	<b>PARUES</b>	4	67.2	0:08.26	1:06.13 [2]	0:57.87 [2]	0:46.99 [2]	0:35.76 [2]	0:24.08 [1]	0:12.18 [1]	1.8L	0:35.76	-2
		Kirk Matheson		1000m	Overall	(0:08.26)	(0:10.88)	(0:11.23)	(0:11.68)	(0:11.90)	(0:12.18)			
3	8	<b>WISH I HAD</b>	10	67.6	0:09.19	1:06.17 [3]	0:56.98 [10]	0:46.14 [10]	0:35.13 [10]	0:23.32 [10]	0:11.50 [9]	2L	0:35.13	+3
		Samantha Collett		1000m	Overall	(0:09.19)	(0:10.84)	(0:11.01)	(0:11.81)	(0:11.82)	(0:11.50)			
4	5	<b>JUMP'N FLY</b>	9	66.8	0:08.53	1:06.20 [4]	0:57.67 [4]	0:46.58 [5]	0:35.40 [7]	0:23.70 [7]	0:11.82 [4]	2.1L	0:35.40	+2
		James Orman		1000m	Overall	(0:08.53)	(0:11.09)	(0:11.18)	(0:11.70)	(0:11.88)	(0:11.82)			
5	7	<b>METER MAID</b>	6	68.9	0:08.46	1:06.62 [5]	0:58.16 [3]	0:47.24 [3]	0:36.07 [4]	0:24.31 [4]	0:12.34 [2]	4.4L	0:36.07	-1
		Noriyuki Masuda		1000m	Overall	(0:08.46)	(0:10.92)	(0:11.17)	(0:11.76)	(0:11.97)	(0:12.34)			
6	11	<b>MISS HELMUT</b>	3	67.4	0:08.56	1:06.67 [6]	0:58.11 [5]	0:47.22 [4]	0:36.15 [3]	0:24.45 [3]	0:12.33 [3]	4.6L	0:36.15	-4
		Jason Taylor		1000m	Overall	(0:08.56)	(0:10.89)	(0:11.07)	(0:11.70)	(0:12.12)	(0:12.33)			
7	9	<b>ZUMAIA</b>	2	66.8	0:08.61	1:06.97 [7]	0:58.36 [6]	0:47.31 [6]	0:36.25 [5]	0:24.55 [5]	0:12.39 [7]	6.4L	0:36.25	-2
		Wanderson D'Avila		800m	Overall	(0:08.61)	(0:11.05)	(0:11.06)	(0:11.70)	(0:12.16)	(0:12.39)			
8	3	<b>RHAPALONG</b>	8	66.9	0:08.86	1:07.16 [8]	0:58.30 [9]	0:47.32 [9]	0:36.28 [8]	0:24.59 [8]	0:12.59 [6]	7.4L	0:36.28	+2
		Dale Smith		800m	Overall	(0:08.86)	(0:10.98)	(0:11.04)	(0:11.69)	(0:12.00)	(0:12.59)			
9	4	<b>CUDDLES</b>	11	66.8	0:08.71	1:07.70 [9]	0:58.99 [8]	0:47.95 [8]	0:36.78 [9]	0:24.93 [9]	0:12.76 [10]	10.4L	0:36.78	+6
		Alisha Donald		800m	Overall	(0:08.71)	(0:11.04)	(0:11.17)	(0:11.85)	(0:12.17)	(0:12.76)			
10	10	<b>LUNA ROSA</b>	1	67.6	0:08.17	1:08.31 [10]	1:00.14 [1]	0:49.34 [1]	0:38.12 [1]	0:26.25 [2]	0:13.69 [8]	13.9L	0:38.12	-3
		Angela Jones		1000m	Overall	(0:08.17)	(0:10.80)	(0:11.22)	(0:11.87)	(0:12.56)	(0:13.69)			

Scratched: Martini Moment (#6), Espanyol (#12)



Horse/Jockey Name	Boodua Romance
Final Rank	1
Fastest Section Time (Section)	0:08.64 (Overall)
Top Speed [km/h] (Section)	67.3 (800m)
Race State	Finished



### Ipswich QLD Professional

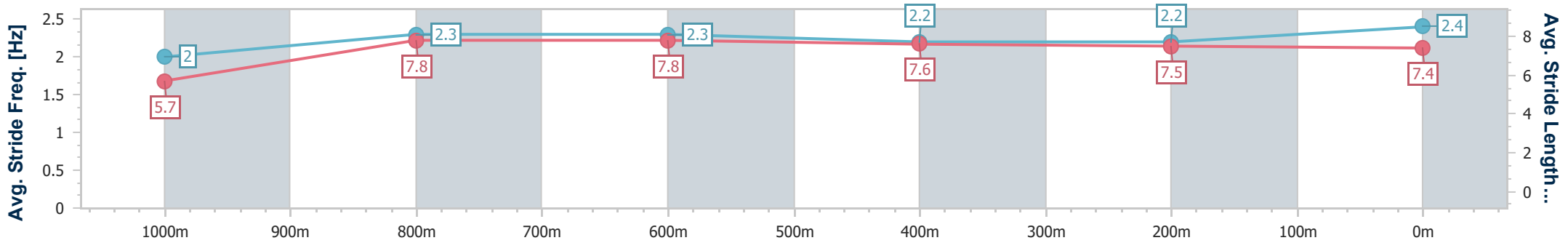
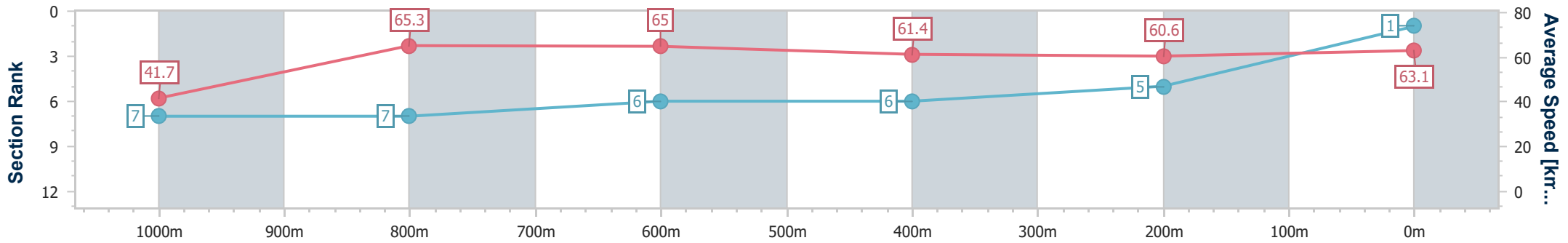
Race 3: CONTRACT CHEFS AUSTRALIA Class 1 Plate - 1100m

18 August 2023 - 13:17



Track Rating: Soft 5, Weather: Overcast, Rail Position: +10m Entire

Section	Overall	1000m	800m	600m	400m	200m
Section Times	1:05.80 [1] (0:08.64)	0:57.16 [7] (0:11.04)	0:46.12 [7] (0:11.08)	0:35.04 [6] (0:11.73)	0:23.31 [6] (0:11.89)	0:11.42 [5]
Average Speed [km/h]	41.7	65.3	65.0	61.4	60.6	63.1
Top Speed [km/h]	62.9	66.8	67.3	62.9	63.1	64.0
Avg. Dist. to Rail [m]	5.5	0.8	0.3	0.2	2.2	3.9
Avg. Stride Freq. [Hz]	2.0	2.3	2.3	2.2	2.2	2.4
Avg. Stride Length [m]	5.7	7.8	7.8	7.6	7.5	7.4



- [ ] Ranking at each section and finish
- .-.- No data available at this section
- NA No data available



Horse/Jockey Name	Parues
Final Rank	2
Fastest Section Time (Section)	0:08.26 (Overall)
Top Speed [km/h] (Section)	67.2 (1000m)
Race State	Finished



### Ipswich QLD Professional

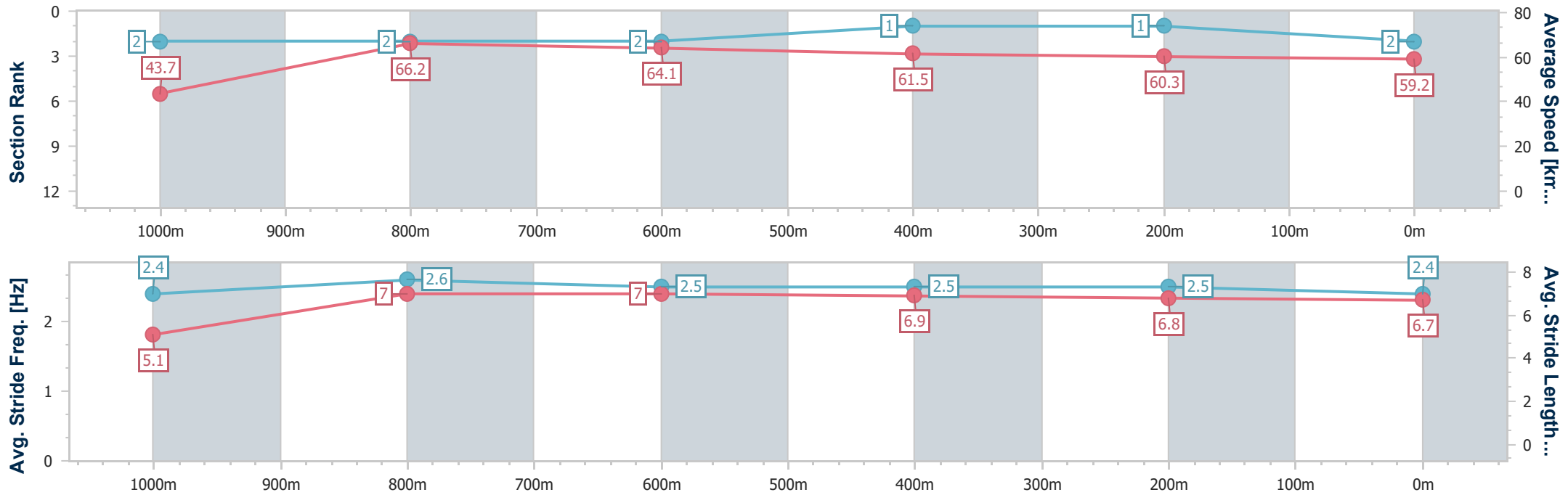
Race 3: CONTRACT CHEFS AUSTRALIA Class 1 Plate - 1100m



18 August 2023 - 13:17

Track Rating: Soft 5, Weather: Overcast, Rail Position: +10m Entire

Section	Overall	1000m	800m	600m	400m	200m
Section Times	1:06.13 [2] (0:08.26)	0:57.87 [2] (0:10.88)	0:46.99 [2] (0:11.23)	0:35.76 [2] (0:11.68)	0:24.08 [1] (0:11.90)	0:12.18 [1] (0:12.18)
Average Speed [km/h]	43.7	66.2	64.1	61.5	60.3	59.2
Top Speed [km/h]	64.9	67.2	66.4	62.8	61.2	60.6
Avg. Dist. to Rail [m]	3.5	0.8	0.2	1.0	0.8	0.7
Avg. Stride Freq. [Hz]	2.4	2.6	2.5	2.5	2.5	2.4
Avg. Stride Length [m]	5.1	7.0	7.0	6.9	6.8	6.7



- [ ] Ranking at each section and finish
- .-.- No data available at this section
- NA No data available



Horse/Jockey Name	Wish I Had
Final Rank	3
Fastest Section Time (Section)	0:09.19 (Overall)
Top Speed [km/h] (Section)	67.6 (1000m)
Race State	Finished



### Ipswich QLD Professional

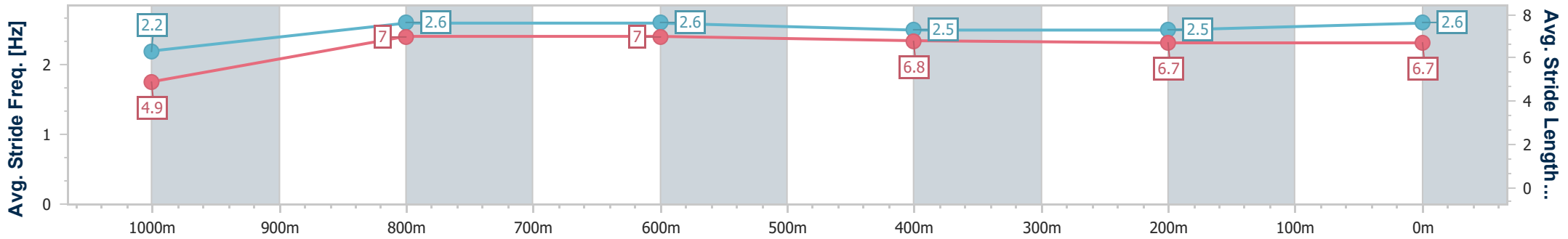
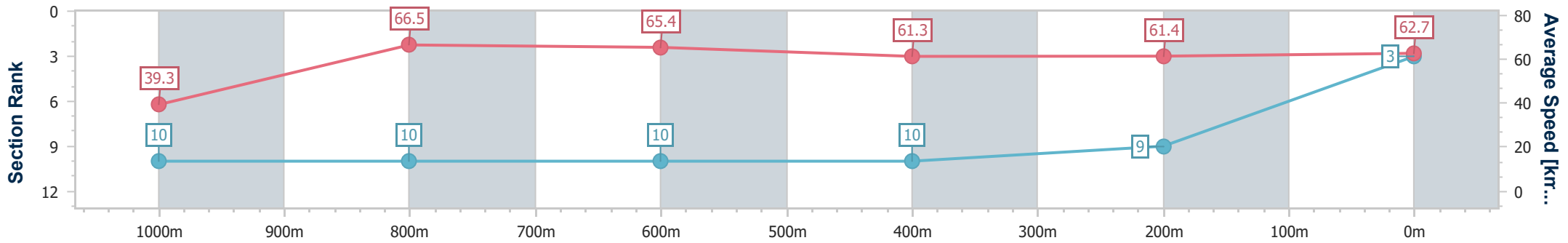
Race 3: CONTRACT CHEFS AUSTRALIA Class 1 Plate - 1100m



18 August 2023 - 13:17

Track Rating: Soft 5, Weather: Overcast, Rail Position: +10m Entire

Section	Overall	1000m	800m	600m	400m	200m
Section Times	1:06.17 [3] (0:09.19)	0:56.98 [10] (0:10.84)	0:46.14 [10] (0:11.01)	0:35.13 [10] (0:11.81)	0:23.32 [10] (0:11.82)	0:11.50 [9] (0:11.50)
Average Speed [km/h]	39.3	66.5	65.4	61.3	61.4	62.7
Top Speed [km/h]	63.1	67.6	66.8	63.0	62.9	63.6
Avg. Dist. to Rail [m]	5.7	0.2	0.5	1.5	2.9	3.8
Avg. Stride Freq. [Hz]	2.2	2.6	2.6	2.5	2.5	2.6
Avg. Stride Length [m]	4.9	7.0	7.0	6.8	6.7	6.7



- [ ] Ranking at each section and finish
- .-.- No data available at this section
- NA No data available



Horse/Jockey Name	Jump'n Fly
Final Rank	4
Fastest Section Time (Section)	0:08.53 (Overall)
Top Speed [km/h] (Section)	66.8 (1000m)
Race State	Finished



### Ipswich QLD Professional

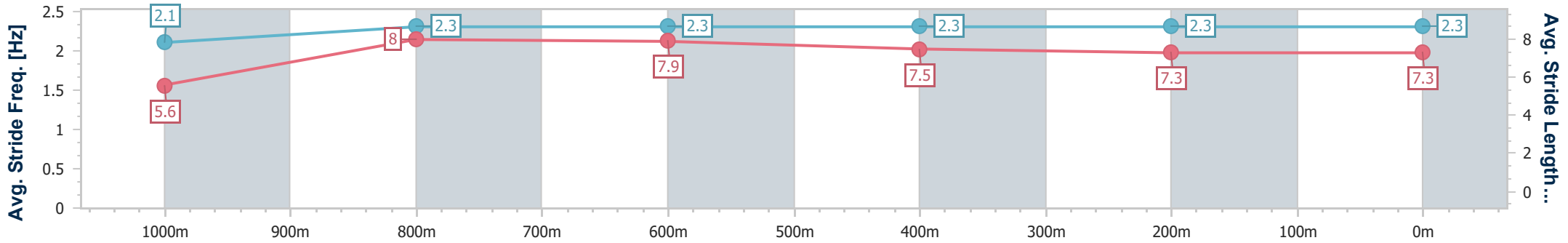
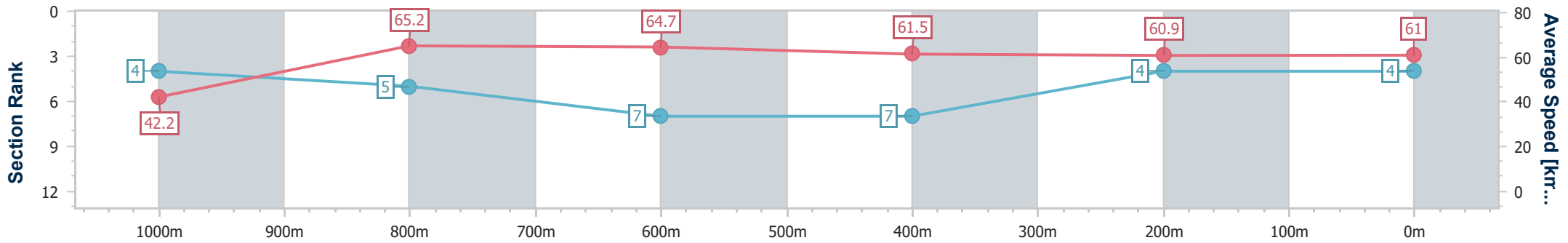
Race 3: CONTRACT CHEFS AUSTRALIA Class 1 Plate - 1100m

18 August 2023 - 13:17



Track Rating: Soft 5, Weather: Overcast, Rail Position: +10m Entire

Section	Overall	1000m	800m	600m	400m	200m
Section Times	1:06.20 [4] (0:08.53)	0:57.67 [4] (0:11.09)	0:46.58 [5] (0:11.18)	0:35.40 [7] (0:11.70)	0:23.70 [7] (0:11.88)	0:11.82 [4]
Average Speed [km/h]	42.2	65.2	64.7	61.5	60.9	61.0
Top Speed [km/h]	63.3	66.8	66.5	63.1	62.0	62.0
Avg. Dist. to Rail [m]	7.3	2.0	0.9	0.3	2.2	3.2
Avg. Stride Freq. [Hz]	2.1	2.3	2.3	2.3	2.3	2.3
Avg. Stride Length [m]	5.6	8.0	7.9	7.5	7.3	7.3



- [ ] Ranking at each section and finish
- .-.- No data available at this section
- NA No data available



Horse/Jockey Name	Meter Maid
Final Rank	5
Fastest Section Time (Section)	0:08.46 (Overall)
Top Speed [km/h] (Section)	68.9 (1000m)
Race State	Finished



### Ipswich QLD Professional

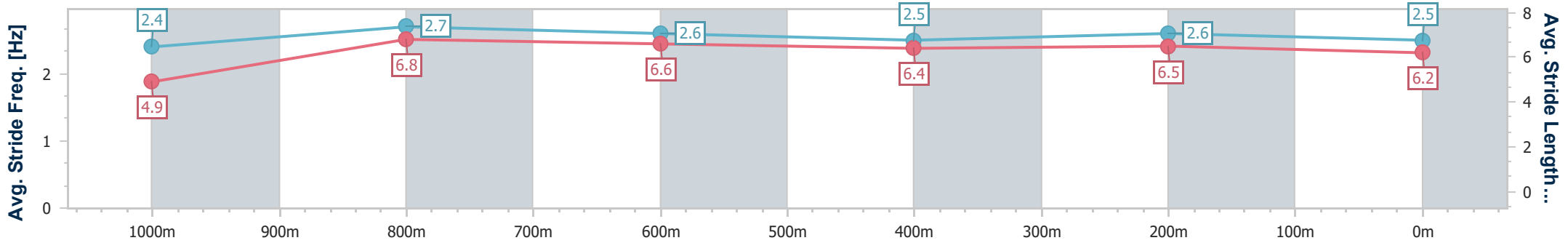
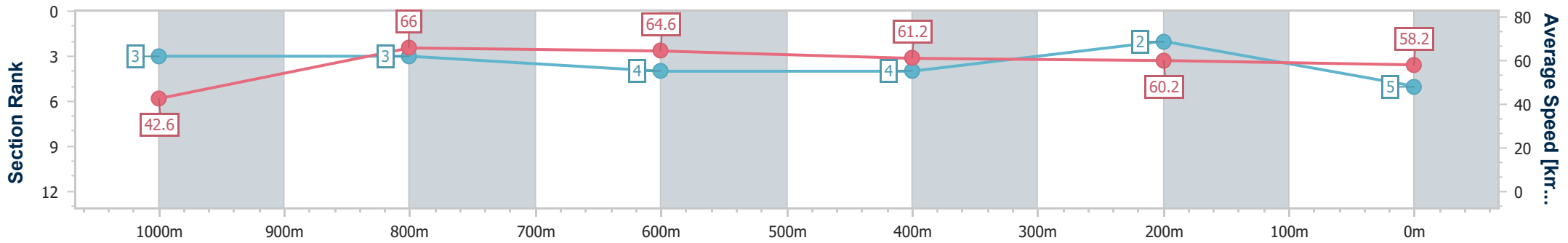
Race 3: CONTRACT CHEFS AUSTRALIA Class 1 Plate - 1100m



18 August 2023 - 13:17

Track Rating: Soft 5, Weather: Overcast, Rail Position: +10m Entire

Section	Overall	1000m	800m	600m	400m	200m
Section Times	1:06.62 [5] (0:08.46)	0:58.16 [3] (0:10.92)	0:47.24 [3] (0:11.17)	0:36.07 [4] (0:11.76)	0:24.31 [4] (0:11.97)	0:12.34 [2] (0:12.34)
Average Speed [km/h]	42.6	66.0	64.6	61.2	60.2	58.2
Top Speed [km/h]	62.5	68.9	68.1	62.7	61.0	60.1
Avg. Dist. to Rail [m]	5.1	0.9	0.3	0.2	0.7	1.1
Avg. Stride Freq. [Hz]	2.4	2.7	2.6	2.5	2.6	2.5
Avg. Stride Length [m]	4.9	6.8	6.6	6.4	6.5	6.2



- [ ] Ranking at each section and finish
- .-.- No data available at this section
- NA No data available



Horse/Jockey Name	Miss Helmut
Final Rank	6
Fastest Section Time (Section)	0:08.56 (Overall)
Top Speed [km/h] (Section)	67.4 (1000m)
Race State	Finished



### Ipswich QLD Professional

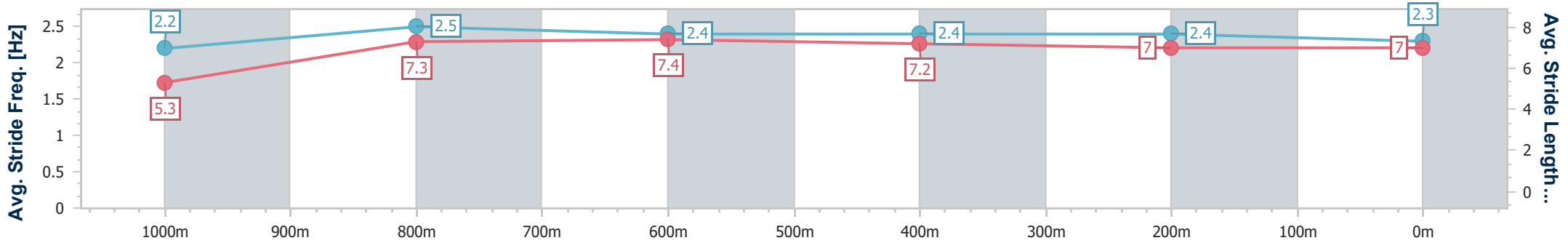
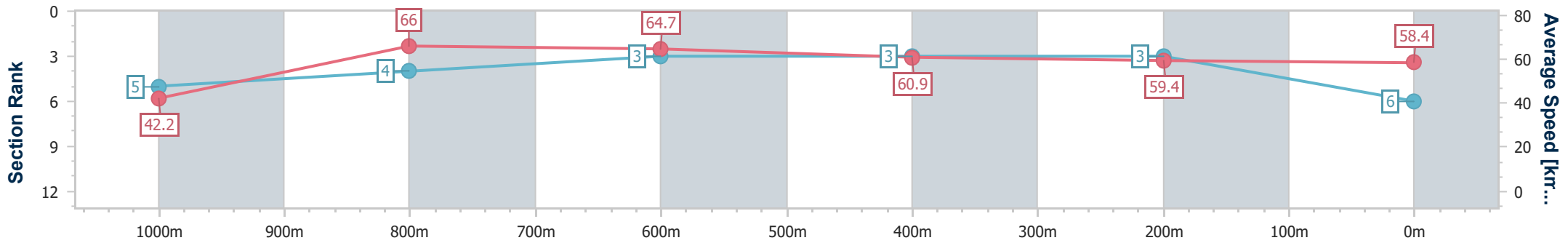
Race 3: CONTRACT CHEFS AUSTRALIA Class 1 Plate - 1100m



18 August 2023 - 13:17

Track Rating: Soft 5, Weather: Overcast, Rail Position: +10m Entire

Section	Overall	1000m	800m	600m	400m	200m
Section Times	1:06.67 [6] (0:08.56)	0:58.11 [5] (0:10.89)	0:47.22 [4] (0:11.07)	0:36.15 [3] (0:11.70)	0:24.45 [3] (0:12.12)	0:12.33 [3] (0:12.33)
Average Speed [km/h]	42.2	66.0	64.7	60.9	59.4	58.4
Top Speed [km/h]	63.2	67.4	66.1	64.0	60.3	60.4
Avg. Dist. to Rail [m]	3.0	0.5	1.4	1.9	0.7	0.5
Avg. Stride Freq. [Hz]	2.2	2.5	2.4	2.4	2.4	2.3
Avg. Stride Length [m]	5.3	7.3	7.4	7.2	7.0	7.0



- [ ] Ranking at each section and finish
- .-.- No data available at this section
- NA No data available



Horse/Jockey Name	Zumaia
Final Rank	7
Fastest Section Time (Section)	0:08.61 (Overall)
Top Speed [km/h] (Section)	66.8 (800m)
Race State	Finished



### Ipswich QLD Professional

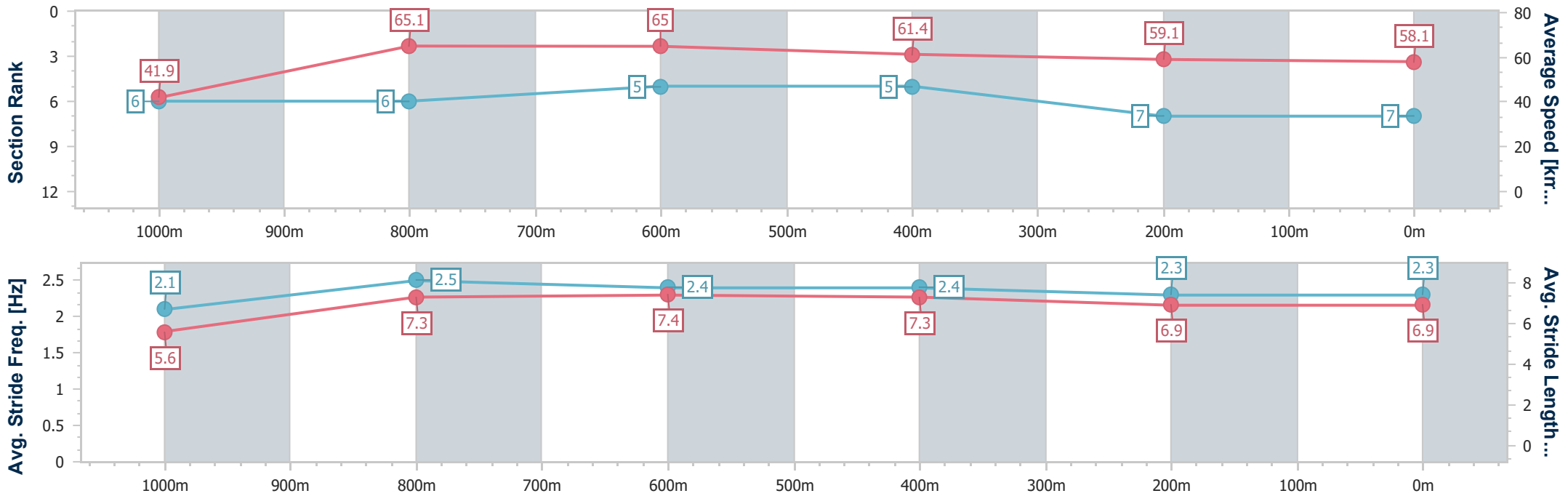
Race 3: CONTRACT CHEFS AUSTRALIA Class 1 Plate - 1100m

18 August 2023 - 13:17



Track Rating: Soft 5, Weather: Overcast, Rail Position: +10m Entire

Section	Overall	1000m	800m	600m	400m	200m
Section Times	1:06.97 [7] (0:08.61)	0:58.36 [6] (0:11.05)	0:47.31 [6] (0:11.06)	0:36.25 [5] (0:11.70)	0:24.55 [5] (0:12.16)	0:12.39 [7] (0:12.39)
Average Speed [km/h]	41.9	65.1	65.0	61.4	59.1	58.1
Top Speed [km/h]	62.0	66.8	66.8	63.8	61.3	59.9
Avg. Dist. to Rail [m]	1.6	0.6	0.4	0.4	1.3	1.5
Avg. Stride Freq. [Hz]	2.1	2.5	2.4	2.4	2.3	2.3
Avg. Stride Length [m]	5.6	7.3	7.4	7.3	6.9	6.9



- [ ] Ranking at each section and finish
- .-.- No data available at this section
- NA No data available





Horse/Jockey Name	Rhapalong
Final Rank	8
Fastest Section Time (Section)	0:08.86 (Overall)
Top Speed [km/h] (Section)	66.9 (800m)
Race State	Finished



### Ipswich QLD Professional

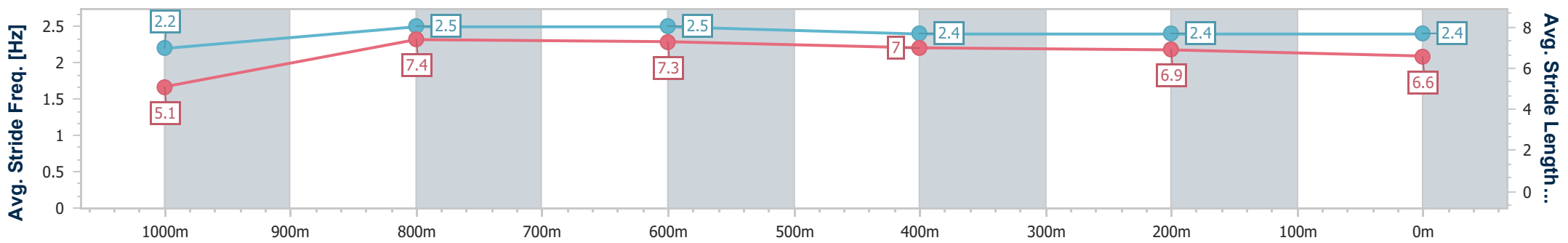
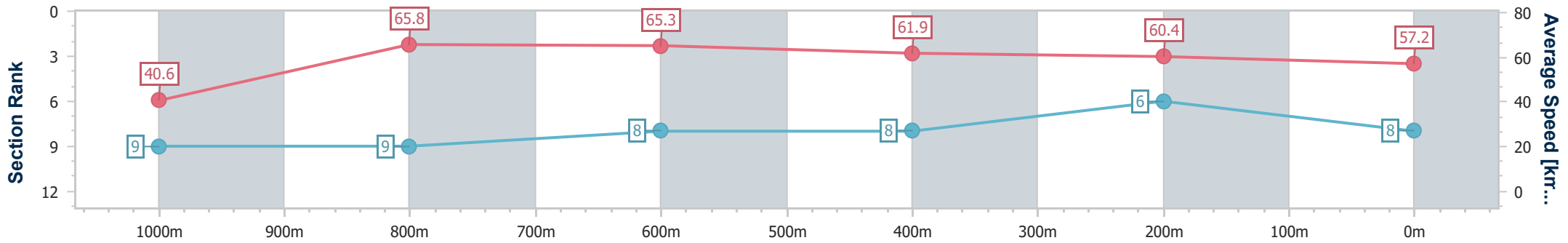
Race 3: CONTRACT CHEFS AUSTRALIA Class 1 Plate - 1100m



18 August 2023 - 13:17

Track Rating: Soft 5, Weather: Overcast, Rail Position: +10m Entire

Section	Overall	1000m	800m	600m	400m	200m
Section Times	1:07.16 [8] (0:08.86)	0:58.30 [9] (0:10.98)	0:47.32 [9] (0:11.04)	0:36.28 [8] (0:11.69)	0:24.59 [8] (0:12.00)	0:12.59 [6] (0:12.59)
Average Speed [km/h]	40.6	65.8	65.3	61.9	60.4	57.2
Top Speed [km/h]	63.9	66.7	66.9	62.8	61.7	60.6
Avg. Dist. to Rail [m]	6.5	1.5	0.6	1.0	2.9	4.3
Avg. Stride Freq. [Hz]	2.2	2.5	2.5	2.4	2.4	2.4
Avg. Stride Length [m]	5.1	7.4	7.3	7.0	6.9	6.6



- [ ] Ranking at each section and finish
- .-.- No data available at this section
- NA No data available



Horse/Jockey Name	Cuddles
Final Rank	9
Fastest Section Time (Section)	0:08.71 (Overall)
Top Speed [km/h] (Section)	66.8 (800m)
Race State	Finished



### Ipswich QLD Professional

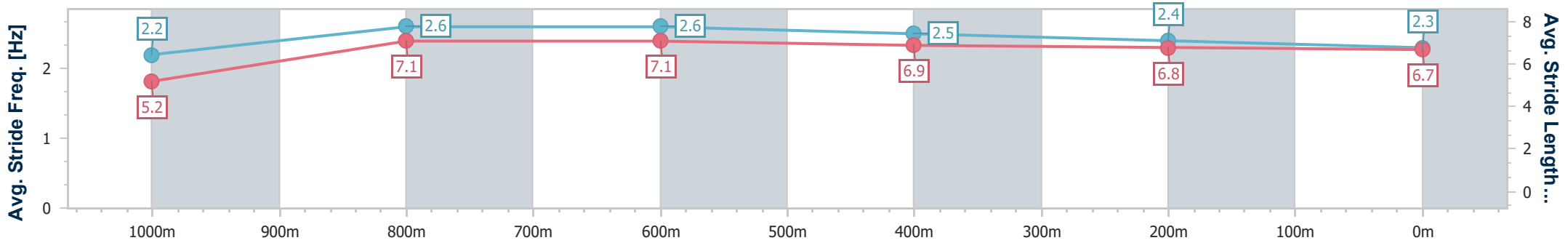
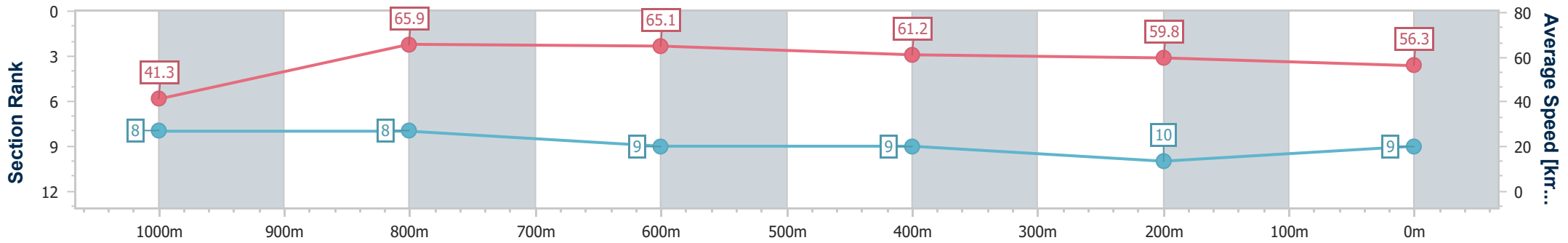
Race 3: CONTRACT CHEFS AUSTRALIA Class 1 Plate - 1100m

18 August 2023 - 13:17



Track Rating: Soft 5, Weather: Overcast, Rail Position: +10m Entire

Section	Overall	1000m	800m	600m	400m	200m
Section Times	1:07.70 [9] (0:08.71)	0:58.99 [8] (0:11.04)	0:47.95 [8] (0:11.17)	0:36.78 [9] (0:11.85)	0:24.93 [9] (0:12.17)	0:12.76 [10] (0:12.76)
Average Speed [km/h]	41.3	65.9	65.1	61.2	59.8	56.3
Top Speed [km/h]	63.2	66.7	66.8	63.0	61.0	60.2
Avg. Dist. to Rail [m]	8.9	3.7	2.6	2.1	3.1	2.1
Avg. Stride Freq. [Hz]	2.2	2.6	2.6	2.5	2.4	2.3
Avg. Stride Length [m]	5.2	7.1	7.1	6.9	6.8	6.7



- [ ] Ranking at each section and finish
- .-.- No data available at this section
- NA No data available



Horse/Jockey Name	Luna Rosa
Final Rank	10
Fastest Section Time (Section)	0:08.17 (Overall)
Top Speed [km/h] (Section)	67.6 (1000m)
Race State	Finished



### Ipswich QLD Professional

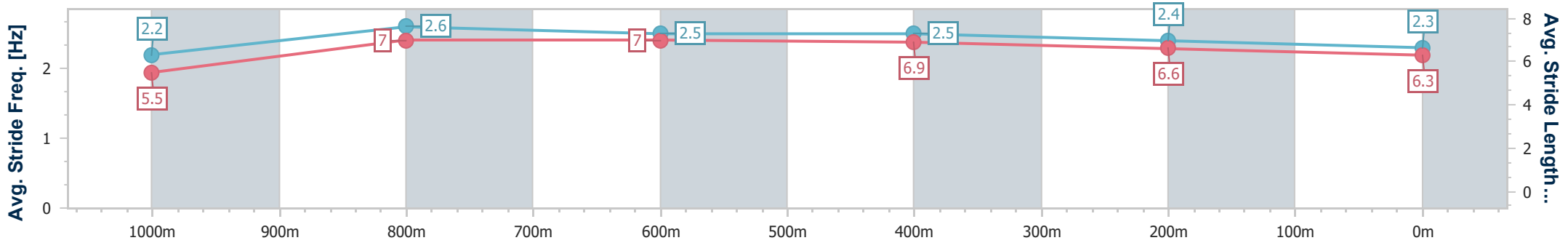
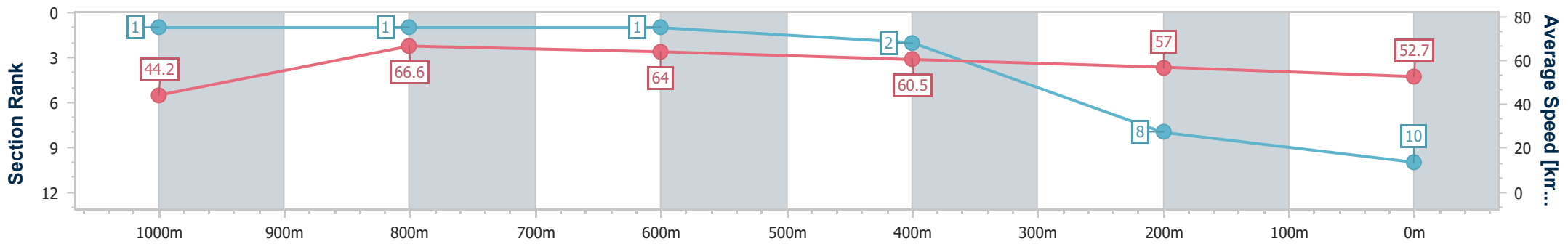
Race 3: CONTRACT CHEFS AUSTRALIA Class 1 Plate - 1100m

18 August 2023 - 13:17



Track Rating: Soft 5, Weather: Overcast, Rail Position: +10m Entire

Section	Overall	1000m	800m	600m	400m	200m
Section Times	1:08.31 [10] (0:08.17)	1:00.14 [1] (0:10.80)	0:49.34 [1] (0:11.22)	0:38.12 [1] (0:11.87)	0:26.25 [2] (0:12.56)	0:13.69 [8] (0:13.69)
Average Speed [km/h]	44.2	66.6	64.0	60.5	57.0	52.7
Top Speed [km/h]	64.9	67.6	67.2	62.1	58.9	55.4
Avg. Dist. to Rail [m]	1.6	0.3	0.6	0.8	1.1	0.9
Avg. Stride Freq. [Hz]	2.2	2.6	2.5	2.5	2.4	2.3
Avg. Stride Length [m]	5.5	7.0	7.0	6.9	6.6	6.3



- [ ] Ranking at each section and finish
- .-.- No data available at this section
- NA No data available