



Sunshine Coast QLD Professional

Race 8: PFD SEAFOOD TRADING BENCHMARK 60 Handicap - 1800m

13 August 2023 - 17:03



Track Rating: Good 4, Weather: Fine, Rail Position: +3m Entire

Section													Overall	1600m	1400m	1200m	1000m	800m	600m	Last 600m
Field Times													1:51.88 (0:13.81)	1:38.07 (0:11.26)	1:26.81 (0:11.63)	1:15.18 (0:11.88)	1:03.30 (0:12.70)	0:50.60 (0:12.63)	0:37.97 (0:12.40)	0:37.97
Rank	TAB	Horse/Jockey	Barrier	Top Speed [km/h]	Fastest Section								Distance Travelled [m]							
1	17	SOKUDO Luke Tarrant	11	63.6 1600m	0:11.70 1600m	1:51.88 [1] (0:15.03)	1:36.85 [14] (0:11.70)	1:25.15 [14] (0:11.86)	1:13.29 [14] (0:12.10)	1:01.19 [13] (0:12.37)	0:48.82 [11] (0:12.31)	0:36.51 [11] (0:11.84)	0:36.51							
2	2	RELUCENT Emily Lang	13	65.0 1600m	0:11.26 1600m	1:51.88 [2] (0:13.81)	1:38.07 [1] (0:11.26)	1:26.81 [1] (0:11.63)	1:15.18 [1] (0:11.88)	1:03.30 [1] (0:12.70)	0:50.60 [1] (0:12.63)	0:37.97 [1] (0:12.40)	0:37.97 -2							
3	7	TUKI TWELVE Justin Huxtable	7	64.9 1600m	0:11.64 1600m	1:52.11 [3] (0:14.86)	1:37.25 [12] (0:11.64)	1:25.61 [13] (0:11.92)	1:13.69 [12] (0:12.25)	1:01.44 [12] (0:12.47)	0:48.97 [13] (0:12.46)	0:36.51 [12] (0:12.26)	0:36.51 +2							
4	18	WILLNOTQUIT Samantha Collett	4	66.4 1600m	0:11.51 1600m	1:52.22 [4] (0:14.11)	1:38.11 [3] (0:11.51)	1:26.60 [4] (0:11.87)	1:14.73 [4] (0:12.15)	1:02.58 [4] (0:12.65)	0:49.93 [5] (0:12.65)	0:37.28 [6] (0:12.27)	0:37.28 +1							
5	15	TORQUE LEICA STAR Taylor Marshall	6	64.3 1600m	0:11.50 1600m	1:52.25 [5] (0:14.57)	1:37.68 [10] (0:11.50)	1:26.18 [8] (0:11.87)	1:14.31 [8] (0:12.23)	1:02.08 [8] (0:12.41)	0:49.67 [8] (0:12.46)	0:37.21 [7] (0:12.19)	0:37.21 +0							
6	1	GULF OF SAROS Paul Hamblin	19	62.8 1600m	0:11.68 1600m	1:52.30 [6] (0:14.57)	1:37.73 [11] (0:11.68)	1:26.05 [10] (0:12.12)	1:13.93 [11] (0:12.26)	1:01.67 [11] (0:12.47)	0:49.20 [12] (0:12.50)	0:36.70 [13] (0:12.08)	0:36.70 +4							
7	10	EXOLAY Georgina Cartwright	14	64.9 1600m	0:11.46 1600m	1:52.43 [7] (0:14.97)	1:37.46 [13] (0:11.46)	1:26.00 [12] (0:12.08)	1:13.92 [13] (0:12.29)	1:01.63 [14] (0:12.35)	0:49.28 [14] (0:12.51)	0:36.77 [14] (0:12.06)	0:36.77 +5							
8	5	MOOLOOLABA Cejay Graham	1	66.0 Overall	0:11.04 1600m	1:52.47 [8] (0:14.54)	1:37.93 [9] (0:11.04)	1:26.89 [3] (0:11.60)	1:15.29 [2] (0:12.19)	1:03.10 [2] (0:12.50)	0:50.60 [2] (0:12.50)	0:38.10 [2] (0:12.43)	0:38.10 -11							
9	3	VANTASTIC Bailey Wheeler	5	64.0 1600m	0:11.43 1600m	1:52.55 [9] (0:14.33)	1:38.22 [6] (0:11.43)	1:26.79 [6] (0:11.84)	1:14.95 [5] (0:12.18)	1:02.77 [5] (0:12.54)	0:50.23 [6] (0:12.41)	0:37.82 [4] (0:12.18)	0:37.82 -1							
10	8	ELVEENA Ryan Wiggins	2	64.2 1600m	0:11.50 1600m	1:52.63 [10] (0:14.35)	1:38.28 [7] (0:11.50)	1:26.78 [7] (0:11.96)	1:14.82 [7] (0:12.20)	1:02.62 [7] (0:12.53)	0:50.09 [7] (0:12.60)	0:37.49 [8] (0:12.47)	0:37.49 +7							

Scratched: Renault (#21), Unconventionallady (#13), Amber Blonde (#20), The Love Rocket (#12), Soobpurb Dancer (#9), Luvyouanytime (#4), Spurious (#19)

[] Ranking at each section and finish
 -:-:- No data available at this section
 NA No data available

SCN Saddle cloth number
 DNF Did not finish
 DNT Did not track



Sunshine Coast QLD Professional

Race 8: PFD SEAFOOD TRADING BENCHMARK 60 Handicap - 1800m

13 August 2023 - 17:03



Track Rating: Good 4, Weather: Fine, Rail Position: +3m Entire

Section	Overall	1600m	1400m	1200m	1000m	800m	600m	Last 600m						
Field Times	1:51.88 (0:13.81)	1:38.07 (0:11.26)	1:26.81 (0:11.63)	1:15.18 (0:11.88)	1:03.30 (0:12.70)	0:50.60 (0:12.63)	0:37.97 (0:12.40)	0:37.97						
Rank	TAB	Horse/Jockey	Barrier	Top Speed [km/h]	Fastest Section									Distance Travelled [m]
11	14	IRIDESSA Micheal Hellyer	8	64.7 1600m	0:11.43 1600m	1:53.03 [11] (0:14.27)	1:38.76 [5] (0:11.43)	1:27.33 [5] (0:11.91)	1:15.42 [6] (0:12.17)	1:03.25 [6] (0:12.48)	0:50.77 [4] (0:12.64)	0:38.13 [5] (0:12.48)	0:38.13	+11
12	16	JANE HIS WIFE Mark Du Plessis	16	62.9 1600m	0:11.83 1600m	1:53.12 [12] (0:14.24)	1:38.88 [4] (0:11.83)	1:27.05 [9] (0:12.06)	1:14.99 [9] (0:12.22)	1:02.77 [10] (0:12.51)	0:50.26 [10] (0:12.46)	0:37.80 [10] (0:12.28)	0:37.80	+9
13	11	MELANIN James Orman	12	65.2 1600m	0:11.40 1600m	1:53.24 [13] (0:14.01)	1:39.23 [2] (0:11.40)	1:27.83 [2] (0:11.92)	1:15.91 [3] (0:12.21)	1:03.70 [3] (0:12.58)	0:51.12 [3] (0:12.59)	0:38.53 [3] (0:12.35)	0:38.53	+4
14	6	BEFOREHAND Jackson Morris	21	63.9 Overall	0:11.76 1600m	1:53.39 [14] (0:14.49)	1:38.90 [8] (0:11.76)	1:27.14 [10] (0:12.00)	1:15.14 [10] (0:12.02)	1:03.12 [9] (0:12.41)	0:50.71 [9] (0:12.57)	0:38.14 [9] (0:12.53)	0:38.14	+12

Scratched: Renault (#21), Unconventionallady (#13), Amber Blonde (#20), The Love Rocket (#12), Soobpurb Dancer (#9), Luvyouanytime (#4), Spurious (#19)

[] Ranking at each section and finish
 -:-:-:- No data available at this section
 NA No data available

SCN Saddle cloth number
 DNF Did not finish
 DNT Did not track



Sunshine Coast QLD Professional

Race 8: PFD SEAFOOD TRADING BENCHMARK 60 Handicap - 1800m

13 August 2023 - 17:03



Track Rating: Good 4, Weather: Fine, Rail Position: +3m Entire

Section				400m	200m			Last 600m		
Field Times				0:25.57 (0:12.37)	0:13.20 (0:13.20)			0:37.97		
Rank	TAB	Horse/Jockey	Barrier	Top Speed [km/h]	Fastest Section	Margin				Distance Travelled [m]
1	17	SOKUDO Luke Tarrant	11	63.6 1600m	0:11.70 1600m	0:24.67 [6] (0:11.95)	0:12.72 [2] (0:12.72)	1:51.88		0:36.51
2	2	RELUCENT Emily Lang	13	65.0 1600m	0:11.26 1600m	0:25.57 [1] (0:12.37)	0:13.20 [1] (0:13.20)	0.1L		0:37.97 -2
3	7	TUKI TWELVE Justin Huxtable	7	64.9 1600m	0:11.64 1600m	0:24.25 [14] (0:11.90)	0:12.35 [11] (0:12.35)	1.4L		0:36.51 +2
4	18	WILLNOTQUIT Samantha Collett	4	66.4 1600m	0:11.51 1600m	0:25.01 [5] (0:12.12)	0:12.89 [5] (0:12.89)	1.9L		0:37.28 +1
5	15	TORQUE LEICA STAR Taylor Marshall	6	64.3 1600m	0:11.50 1600m	0:25.02 [7] (0:12.17)	0:12.85 [6] (0:12.85)	2.1L		0:37.21 +0
6	1	GULF OF SAROS Paul Hamblin	19	62.8 1600m	0:11.68 1600m	0:24.62 [11] (0:11.96)	0:12.66 [9] (0:12.66)	2.3L		0:36.70 +4
7	10	EXOLAY Georgina Cartwright	14	64.9 1600m	0:11.46 1600m	0:24.71 [12] (0:11.92)	0:12.79 [8] (0:12.79)	3.1L		0:36.77 +5
8	5	MOOLOOLABA Cejay Graham	1	66.0 Overall	0:11.04 1600m	0:25.67 [2] (0:12.43)	0:13.24 [4] (0:13.24)	3.3L		0:38.10 -11
9	3	VANTASTIC Bailey Wheeler	5	64.0 1600m	0:11.43 1600m	0:25.64 [3] (0:12.32)	0:13.32 [3] (0:13.32)	3.6L		0:37.82 -1
10	8	ELVEENA Ryan Wiggins	2	64.2 1600m	0:11.50 1600m	0:25.02 [10] (0:12.07)	0:12.95 [10] (0:12.95)	3.9L		0:37.49 +7

Scratched: Renault (#21), Unconventionallady (#13), Amber Blonde (#20), The Love Rocket (#12), Soobpurb Dancer (#9), Luvyouanytime (#4), Spurious (#19)

[] Ranking at each section and finish
 -:-:- No data available at this section
 NA No data available

SCN Saddle cloth number
 DNF Did not finish
 DNT Did not track



Sunshine Coast QLD Professional

Race 8: PFD SEAFOOD TRADING BENCHMARK 60 Handicap - 1800m

13 August 2023 - 17:03



Track Rating: Good 4, Weather: Fine, Rail Position: +3m Entire

Section				400m	200m			Last 600m		
Field Times				0:25.57 (0:12.37)	0:13.20 (0:13.20)			0:37.97		
Rank	TAB	Horse/Jockey	Barrier	Top Speed [km/h]	Fastest Section	Margin			Distance Travelled [m]	
11	14	IRIDESSA Micheal Hellyer	8	64.7 1600m	0:11.43 1600m	0:25.65 [8] (0:12.39)	0:13.26 [12] (0:13.26)	6.2L	0:38.13	+11
12	16	JANE HIS WIFE Mark Du Plessis	16	62.9 1600m	0:11.83 1600m	0:25.52 [9] (0:12.42)	0:13.10 [13] (0:13.10)	6.6L	0:37.80	+9
13	11	MELANIN James Orman	12	65.2 1600m	0:11.40 1600m	0:26.18 [4] (0:12.46)	0:13.72 [7] (0:13.72)	7.1L	0:38.53	+4
14	6	BEFOREHAND Jackson Morris	21	63.9 Overall	0:11.76 1600m	0:25.61 [13] (0:12.38)	0:13.23 [14] (0:13.23)	7.9L	0:38.14	+12

Scratched: Renault (#21), Unconventionallady (#13), Amber Blonde (#20), The Love Rocket (#12), Soobpurb Dancer (#9), Luvyouanytime (#4), Spurious (#19)

[] Ranking at each section and finish
 -:-:-:- No data available at this section
 NA No data available

SCN Saddle cloth number
 DNF Did not finish
 DNT Did not track



Horse/Jockey Name	Sokudo
Final Rank	1
Fastest Section Time (Section)	0:11.70 (1600m)
Top Speed [km/h] (Section)	63.6 (1600m)
Race State	Finished



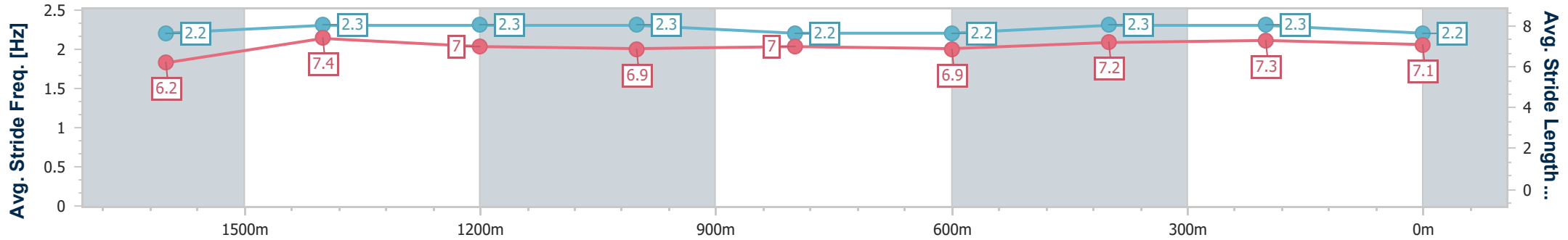
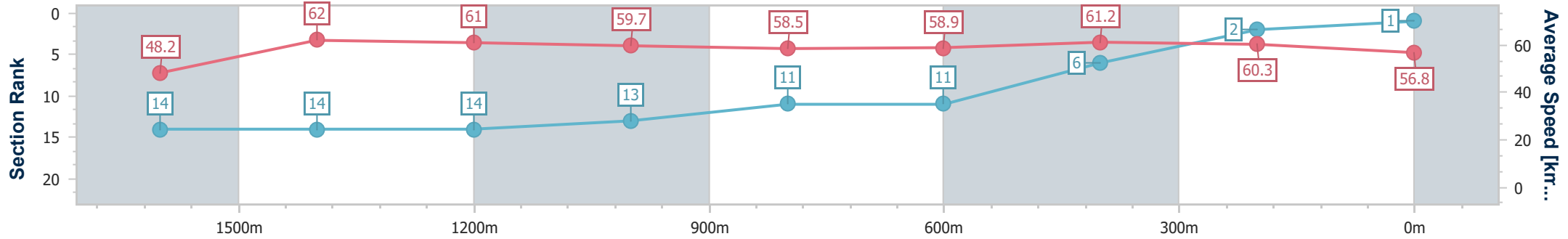
Sunshine Coast QLD Professional
Race 8: PFD SEAFOOD TRADING BENCHMARK 60 Handicap - 1800m



13 August 2023 - 17:03

Track Rating: Good 4, Weather: Fine, Rail Position: +3m Entire

Section	Overall	1600m	1400m	1200m	1000m	800m	600m	400m	200m
Section Times	1:51.88 [1] (0:15.03)	1:36.85 [14] (0:11.70)	1:25.15 [14] (0:11.86)	1:13.29 [14] (0:12.10)	1:01.19 [13] (0:12.37)	0:48.82 [11] (0:12.31)	0:36.51 [11] (0:11.84)	0:24.67 [6] (0:11.95)	0:12.72 [2] (0:12.72)
Average Speed [km/h]	48.2	62.0	61.0	59.7	58.5	58.9	61.2	60.3	56.8
Top Speed [km/h]	59.9	63.6	62.3	60.7	59.9	60.3	62.5	62.4	58.9
Avg. Dist. to Rail [m]	6.6	2.6	2.1	2.2	2.1	1.3	1.1	3.8	5.3
Avg. Stride Freq. [Hz]	2.2	2.3	2.3	2.3	2.2	2.2	2.3	2.3	2.2
Avg. Stride Length [m]	6.2	7.4	7.0	6.9	7.0	6.9	7.2	7.3	7.1



- [] Ranking at each section and finish
- .-.- No data available at this section
- NA No data available



Horse/Jockey Name	Relucent
Final Rank	2
Fastest Section Time (Section)	0:11.26 (1600m)
Top Speed [km/h] (Section)	65.0 (1600m)
Race State	Finished



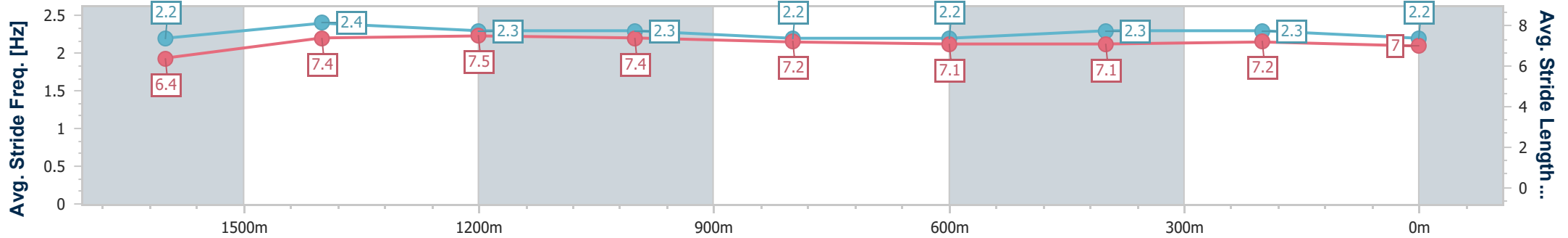
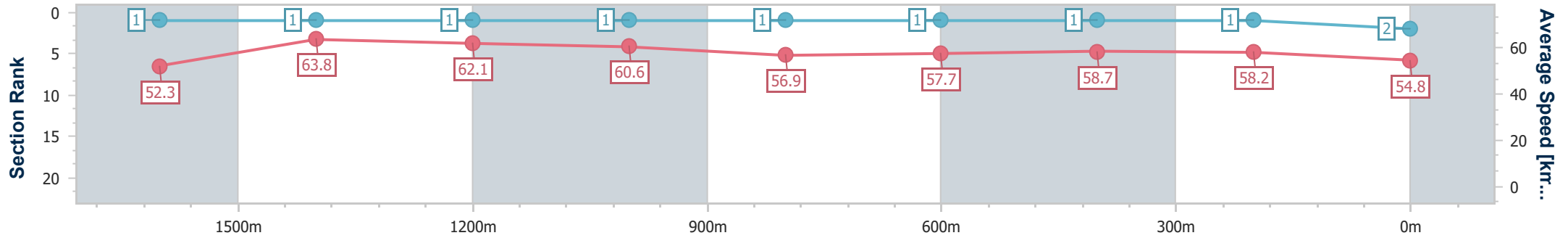
Sunshine Coast QLD Professional
Race 8: PFD SEAFOOD TRADING BENCHMARK 60 Handicap - 1800m



13 August 2023 - 17:03

Track Rating: Good 4, Weather: Fine, Rail Position: +3m Entire

Section	Overall	1600m	1400m	1200m	1000m	800m	600m	400m	200m
Section Times	1:51.88 [2] (0:13.81)	1:38.07 [1] (0:11.26)	1:26.81 [1] (0:11.63)	1:15.18 [1] (0:11.88)	1:03.30 [1] (0:12.70)	0:50.60 [1] (0:12.63)	0:37.97 [1] (0:12.40)	0:25.57 [1] (0:12.37)	0:13.20 [1] (0:13.20)
Average Speed [km/h]	52.3	63.8	62.1	60.6	56.9	57.7	58.7	58.2	54.8
Top Speed [km/h]	64.3	65.0	63.2	61.8	58.2	58.8	59.4	59.1	56.9
Avg. Dist. to Rail [m]	7.3	0.5	0.8	1.6	1.4	1.9	1.8	3.2	3.4
Avg. Stride Freq. [Hz]	2.2	2.4	2.3	2.3	2.2	2.2	2.3	2.3	2.2
Avg. Stride Length [m]	6.4	7.4	7.5	7.4	7.2	7.1	7.1	7.2	7.0



- [] Ranking at each section and finish
- .-.- No data available at this section
- NA No data available



Horse/Jockey Name	Tuki Twelve
Final Rank	3
Fastest Section Time (Section)	0:11.64 (1600m)
Top Speed [km/h] (Section)	64.9 (1600m)
Race State	Finished



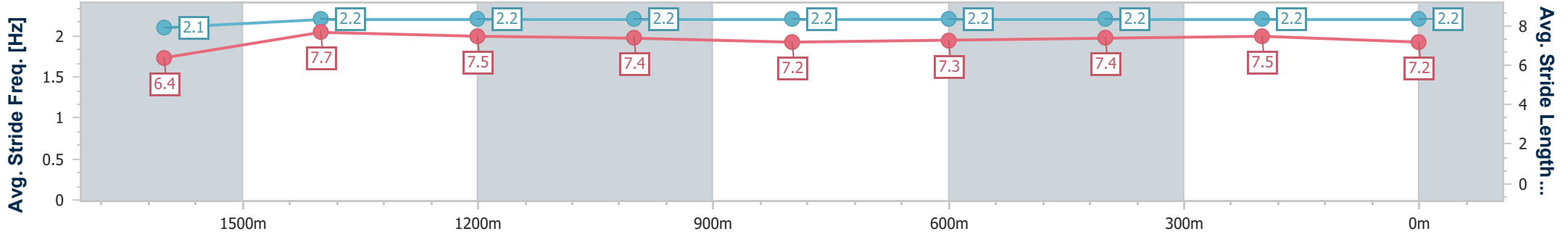
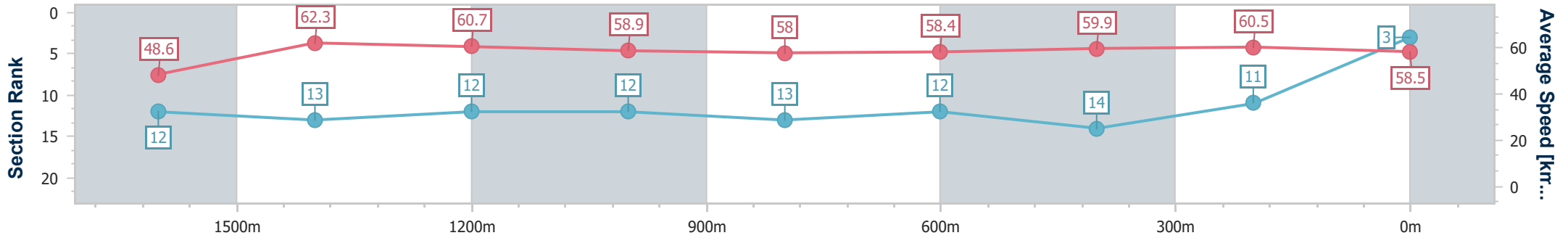
Sunshine Coast QLD Professional
Race 8: PFD SEAFOOD TRADING BENCHMARK 60 Handicap - 1800m



13 August 2023 - 17:03

Track Rating: Good 4, Weather: Fine, Rail Position: +3m Entire

Section	Overall	1600m	1400m	1200m	1000m	800m	600m	400m	200m				
Section Times	1:52.11 [3] (0:14.86)	1:37.25 [12] (0:11.64)	1:25.61 [13] (0:11.92)	1:13.69 [12] (0:12.25)	1:01.44 [12] (0:12.47)	0:48.97 [13] (0:12.46)	0:36.51 [12] (0:12.26)	0:24.25 [14] (0:11.90)	0:12.35 [11] (0:12.35)				
Average Speed [km/h]	48.6	62.3	60.7	58.9	58.0	58.4	59.9	60.5	58.5				
Top Speed [km/h]	61.2	64.9	62.9	60.2	59.4	61.4	62.0	61.7	60.2				
Avg. Dist. to Rail [m]	4.4	2.2	2.1	2.6	2.1	1.4	3.4	8.0	5.9				
Avg. Stride Freq. [Hz]	2.1	2.2	2.2	2.2	2.2	2.2	2.2	2.2	2.2				
Avg. Stride Length [m]	6.4	7.7	7.5	7.4	7.2	7.3	7.4	7.5	7.2				



- [] Ranking at each section and finish
- .-.- No data available at this section
- NA No data available



Horse/Jockey Name	Willnotquit
Final Rank	4
Fastest Section Time (Section)	0:11.51 (1600m)
Top Speed [km/h] (Section)	66.4 (1600m)
Race State	Finished



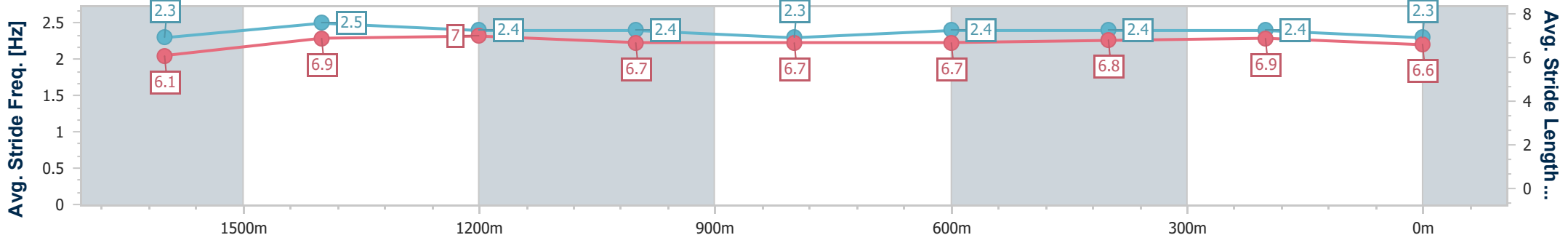
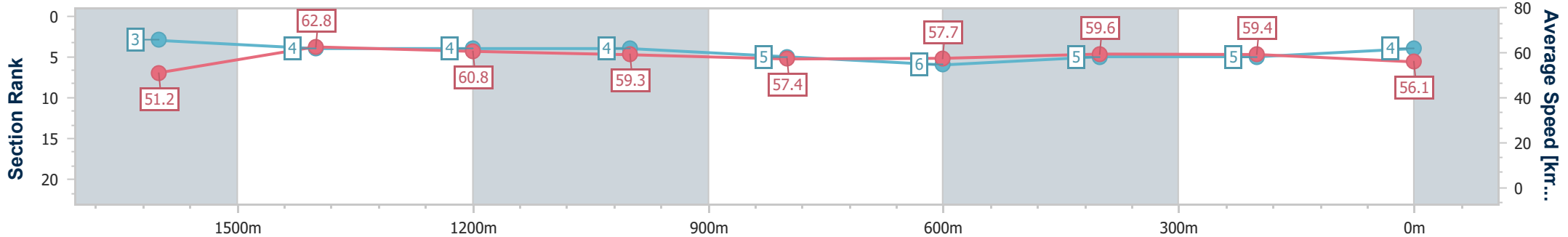
Sunshine Coast QLD Professional
Race 8: PFD SEAFOOD TRADING BENCHMARK 60 Handicap - 1800m



13 August 2023 - 17:03

Track Rating: Good 4, Weather: Fine, Rail Position: +3m Entire

Section	Overall	1600m	1400m	1200m	1000m	800m	600m	400m	200m
Section Times	1:52.22 [4] (0:14.11)	1:38.11 [3] (0:11.51)	1:26.60 [4] (0:11.87)	1:14.73 [4] (0:12.15)	1:02.58 [4] (0:12.65)	0:49.93 [5] (0:12.65)	0:37.28 [6] (0:12.27)	0:25.01 [5] (0:12.12)	0:12.89 [5] (0:12.89)
Average Speed [km/h]	51.2	62.8	60.8	59.3	57.4	57.7	59.6	59.4	56.1
Top Speed [km/h]	62.8	66.4	62.5	60.0	58.7	59.0	60.8	60.7	57.9
Avg. Dist. to Rail [m]	3.5	1.1	1.5	2.8	2.8	2.2	2.5	8.3	8.6
Avg. Stride Freq. [Hz]	2.3	2.5	2.4	2.4	2.3	2.4	2.4	2.4	2.3
Avg. Stride Length [m]	6.1	6.9	7.0	6.7	6.7	6.7	6.8	6.9	6.6



- [] Ranking at each section and finish
- .-.- No data available at this section
- NA No data available



Horse/Jockey Name	Torque Leica Star
Final Rank	5
Fastest Section Time (Section)	0:11.50 (1600m)
Top Speed [km/h] (Section)	64.3 (1600m)
Race State	Finished



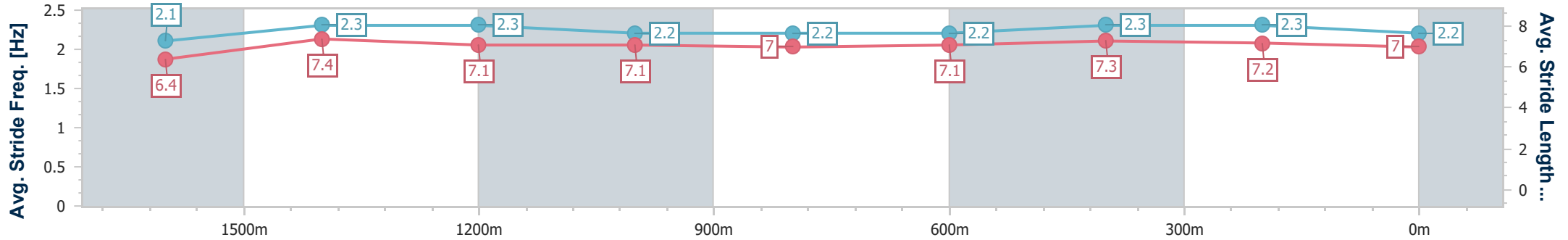
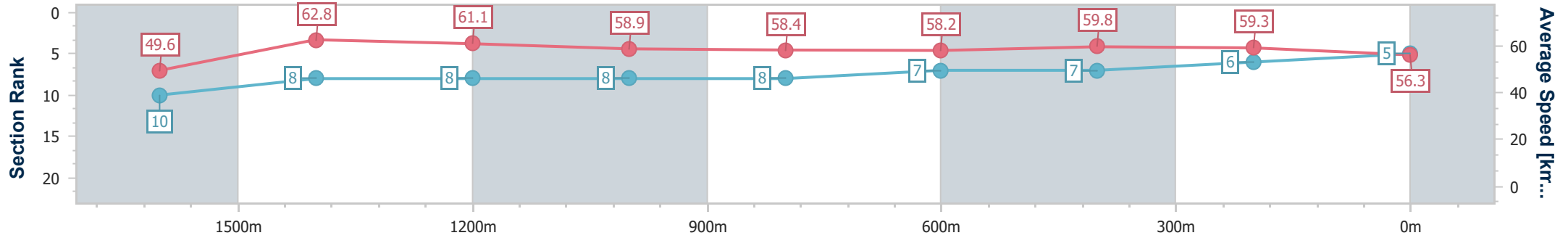
Sunshine Coast QLD Professional
Race 8: PFD SEAFOOD TRADING BENCHMARK 60 Handicap - 1800m



13 August 2023 - 17:03

Track Rating: Good 4, Weather: Fine, Rail Position: +3m Entire

Section	Overall	1600m	1400m	1200m	1000m	800m	600m	400m	200m			
Section Times	1:52.25 [5] (0:14.57)	1:37.68 [10] (0:11.50)	1:26.18 [8] (0:11.87)	1:14.31 [8] (0:12.23)	1:02.08 [8] (0:12.41)	0:49.67 [8] (0:12.46)	0:37.21 [7] (0:12.19)	0:25.02 [7] (0:12.17)	0:12.85 [6] (0:12.85)			
Average Speed [km/h]	49.6	62.8	61.1	58.9	58.4	58.2	59.8	59.3	56.3			
Top Speed [km/h]	61.6	64.3	62.9	59.8	59.6	59.5	60.5	60.1	58.2			
Avg. Dist. to Rail [m]	4.3	1.6	2.1	2.5	2.1	1.4	2.3	8.0	6.9			
Avg. Stride Freq. [Hz]	2.1	2.3	2.3	2.2	2.2	2.2	2.3	2.3	2.2			
Avg. Stride Length [m]	6.4	7.4	7.1	7.1	7.0	7.1	7.3	7.2	7.0			



- [] Ranking at each section and finish
- .-.- No data available at this section
- NA No data available



Horse/Jockey Name	Gulf Of Saros
Final Rank	6
Fastest Section Time (Section)	0:11.68 (1600m)
Top Speed [km/h] (Section)	62.8 (1600m)
Race State	Finished



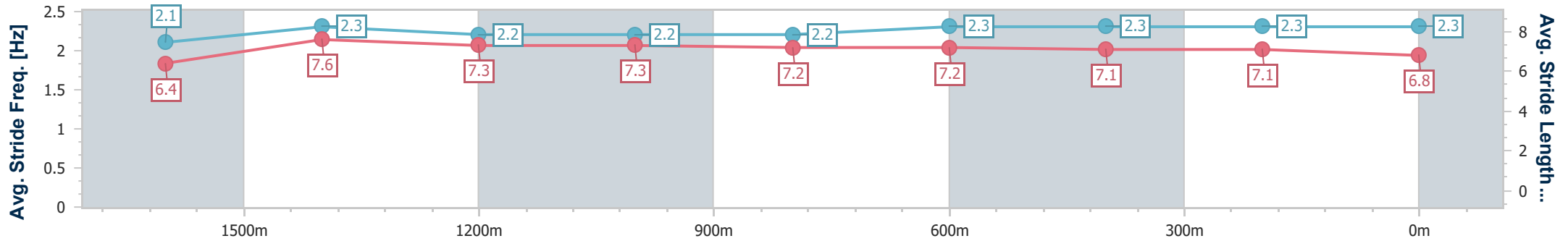
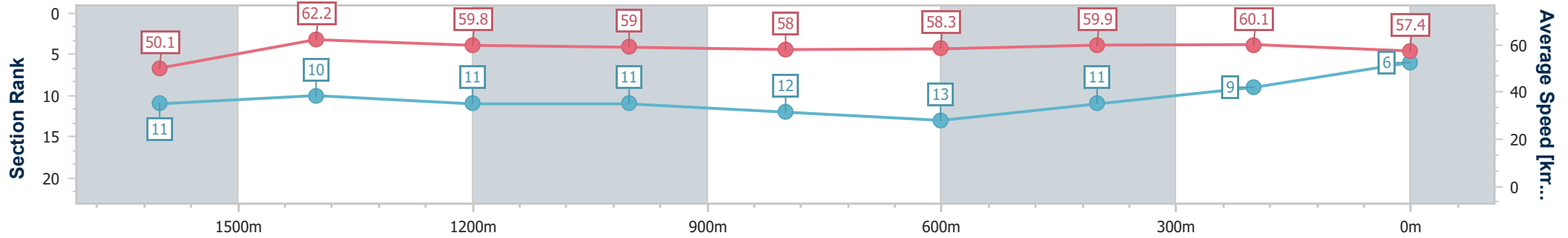
Sunshine Coast QLD Professional
Race 8: PFD SEAFOOD TRADING BENCHMARK 60 Handicap - 1800m



13 August 2023 - 17:03

Track Rating: Good 4, Weather: Fine, Rail Position: +3m Entire

Section	Overall	1600m	1400m	1200m	1000m	800m	600m	400m	200m				
Section Times	1:52.30 [6] (0:14.57)	1:37.73 [11] (0:11.68)	1:26.05 [10] (0:12.12)	1:13.93 [11] (0:12.26)	1:01.67 [11] (0:12.47)	0:49.20 [12] (0:12.50)	0:36.70 [13] (0:12.08)	0:24.62 [11] (0:11.96)	0:12.66 [9] (0:12.66)				
Average Speed [km/h]	50.1	62.2	59.8	59.0	58.0	58.3	59.9	60.1	57.4				
Top Speed [km/h]	62.7	62.8	61.3	60.4	60.0	60.0	60.8	61.7	58.8				
Avg. Dist. to Rail [m]	10.4	2.8	3.4	3.3	2.8	1.9	1.2	1.2	0.6				
Avg. Stride Freq. [Hz]	2.1	2.3	2.2	2.2	2.2	2.3	2.3	2.3	2.3				
Avg. Stride Length [m]	6.4	7.6	7.3	7.3	7.2	7.2	7.1	7.1	6.8				



- [] Ranking at each section and finish
- .-.- No data available at this section
- NA No data available



Horse/Jockey Name	Exolay
Final Rank	7
Fastest Section Time (Section)	0:11.46 (1600m)
Top Speed [km/h] (Section)	64.9 (1600m)
Race State	Finished



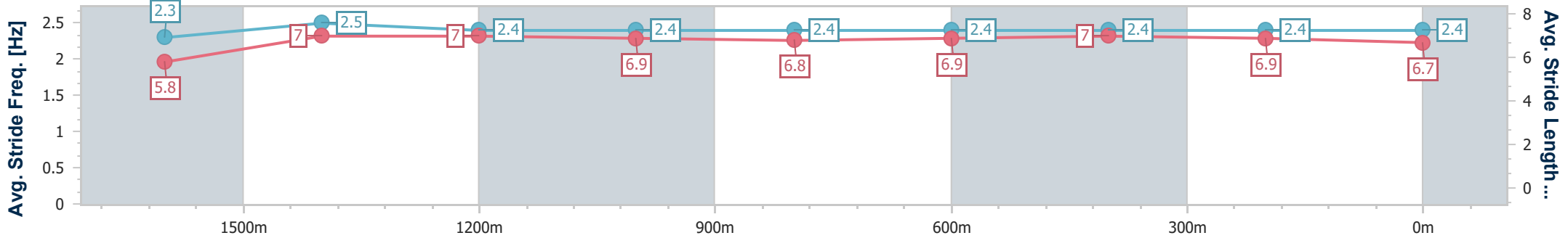
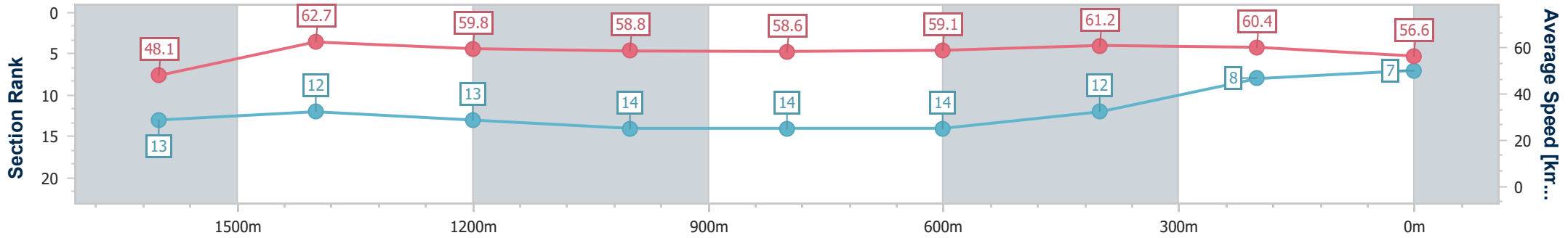
Sunshine Coast QLD Professional
Race 8: PFD SEAFOOD TRADING BENCHMARK 60 Handicap - 1800m



13 August 2023 - 17:03

Track Rating: Good 4, Weather: Fine, Rail Position: +3m Entire

Section	Overall	1600m	1400m	1200m	1000m	800m	600m	400m	200m
Section Times	1:52.43 [7] (0:14.97)	1:37.46 [13] (0:11.46)	1:26.00 [12] (0:12.08)	1:13.92 [13] (0:12.29)	1:01.63 [14] (0:12.35)	0:49.28 [14] (0:12.51)	0:36.77 [14] (0:12.06)	0:24.71 [12] (0:11.92)	0:12.79 [8] (0:12.79)
Average Speed [km/h]	48.1	62.7	59.8	58.8	58.6	59.1	61.2	60.4	56.6
Top Speed [km/h]	61.4	64.9	61.5	60.5	60.8	62.3	62.9	61.4	58.9
Avg. Dist. to Rail [m]	5.9	0.9	1.7	2.6	1.9	4.1	4.5	4.6	3.2
Avg. Stride Freq. [Hz]	2.3	2.5	2.4	2.4	2.4	2.4	2.4	2.4	2.4
Avg. Stride Length [m]	5.8	7.0	7.0	6.9	6.8	6.9	7.0	6.9	6.7



- [] Ranking at each section and finish
- .-.- No data available at this section
- NA No data available



Horse/Jockey Name	Mooloolaba
Final Rank	8
Fastest Section Time (Section)	0:11.04 (1600m)
Top Speed [km/h] (Section)	66.0 (Overall)
Race State	Finished



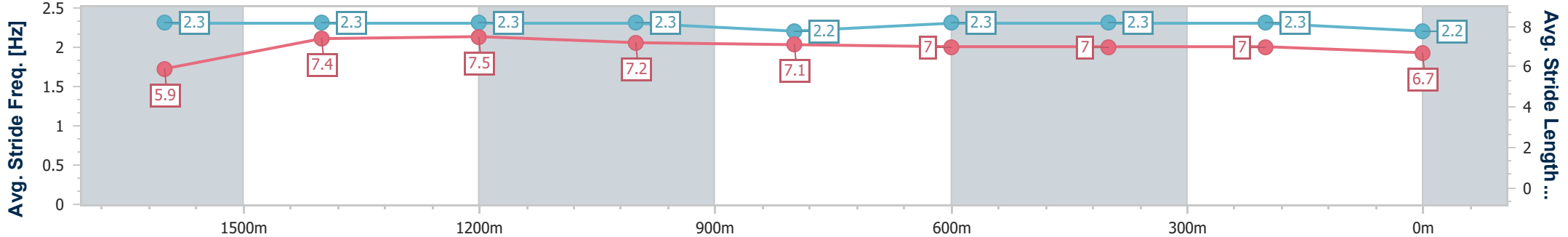
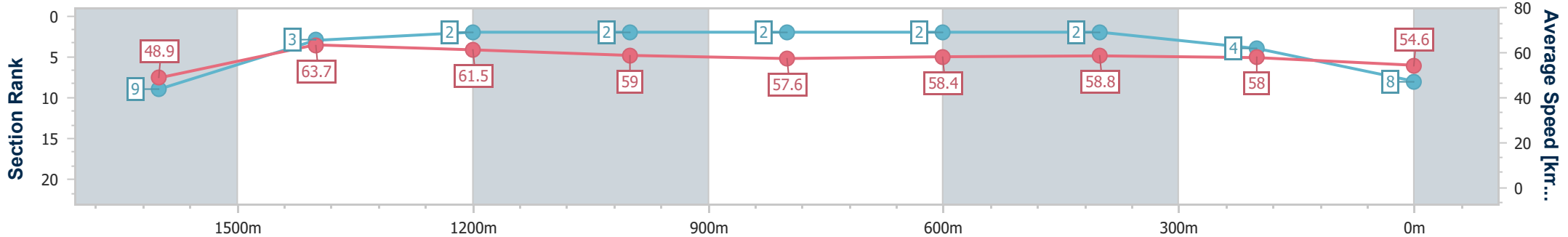
Sunshine Coast QLD Professional
 Race 8: PFD SEAFOOD TRADING BENCHMARK 60 Handicap - 1800m



13 August 2023 - 17:03

Track Rating: Good 4, Weather: Fine, Rail Position: +3m Entire

Section	Overall	1600m	1400m	1200m	1000m	800m	600m	400m	200m				
Section Times	1:52.47 [8] (0:14.54)	1:37.93 [9] (0:11.04)	1:26.89 [3] (0:11.60)	1:15.29 [2] (0:12.19)	1:03.10 [2] (0:12.50)	0:50.60 [2] (0:12.50)	0:38.10 [2] (0:12.43)	0:25.67 [2] (0:12.43)	0:13.24 [4] (0:13.24)				
Average Speed [km/h]	48.9	63.7	61.5	59.0	57.6	58.4	58.8	58.0	54.6				
Top Speed [km/h]	66.0	66.0	62.7	61.6	59.3	60.6	60.0	59.4	57.0				
Avg. Dist. to Rail [m]	2.6	5.5	3.5	1.1	1.1	2.4	2.4	4.0	2.5				
Avg. Stride Freq. [Hz]	2.3	2.3	2.3	2.3	2.2	2.3	2.3	2.3	2.2				
Avg. Stride Length [m]	5.9	7.4	7.5	7.2	7.1	7.0	7.0	7.0	6.7				



- [] Ranking at each section and finish
- .-.- No data available at this section
- NA No data available



Horse/Jockey Name	Vantastic
Final Rank	9
Fastest Section Time (Section)	0:11.43 (1600m)
Top Speed [km/h] (Section)	64.0 (1600m)
Race State	Finished



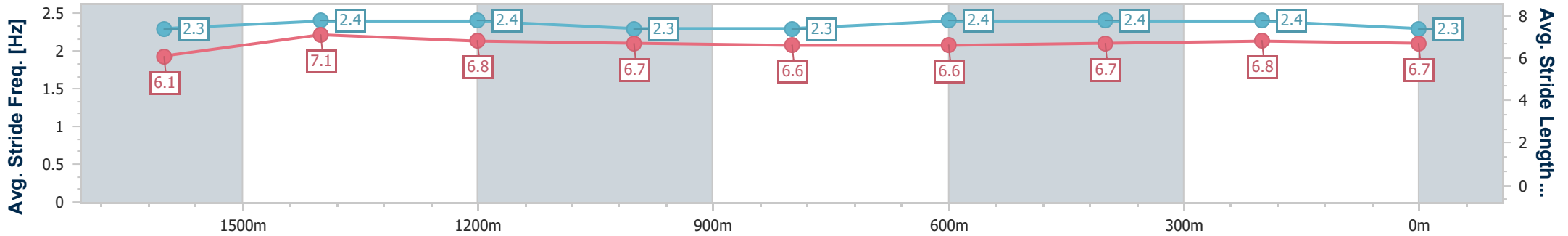
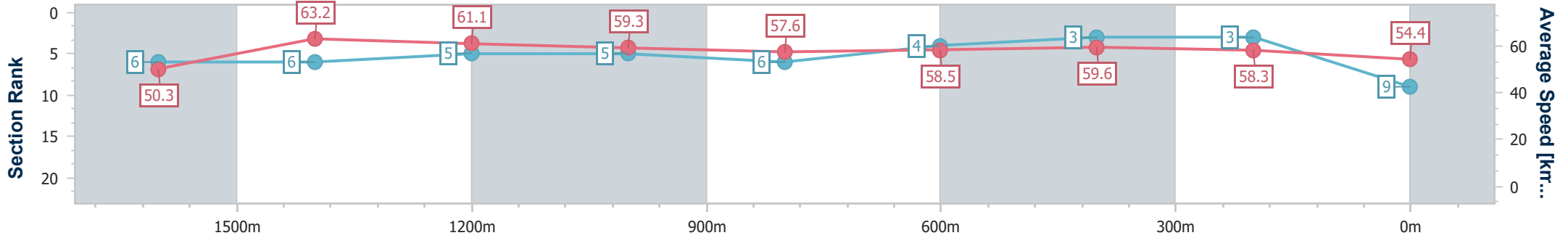
Sunshine Coast QLD Professional
Race 8: PFD SEAFOOD TRADING BENCHMARK 60 Handicap - 1800m



13 August 2023 - 17:03

Track Rating: Good 4, Weather: Fine, Rail Position: +3m Entire

Section	Overall	1600m	1400m	1200m	1000m	800m	600m	400m	200m				
Section Times	1:52.55 [9] (0:14.33)	1:38.22 [6] (0:11.43)	1:26.79 [6] (0:11.84)	1:14.95 [5] (0:12.18)	1:02.77 [5] (0:12.54)	0:50.23 [6] (0:12.41)	0:37.82 [4] (0:12.18)	0:25.64 [3] (0:12.32)	0:13.32 [3] (0:13.32)				
Average Speed [km/h]	50.3	63.2	61.1	59.3	57.6	58.5	59.6	58.3	54.4				
Top Speed [km/h]	62.3	64.0	63.1	59.8	58.6	60.6	60.6	59.3	57.3				
Avg. Dist. to Rail [m]	3.2	1.6	2.1	2.1	2.0	1.3	1.5	5.6	6.1				
Avg. Stride Freq. [Hz]	2.3	2.4	2.4	2.3	2.3	2.4	2.4	2.4	2.3				
Avg. Stride Length [m]	6.1	7.1	6.8	6.7	6.6	6.6	6.7	6.8	6.7				



- [] Ranking at each section and finish
- .-.- No data available at this section
- NA No data available



Horse/Jockey Name	Elveena
Final Rank	10
Fastest Section Time (Section)	0:11.50 (1600m)
Top Speed [km/h] (Section)	64.2 (1600m)
Race State	Finished



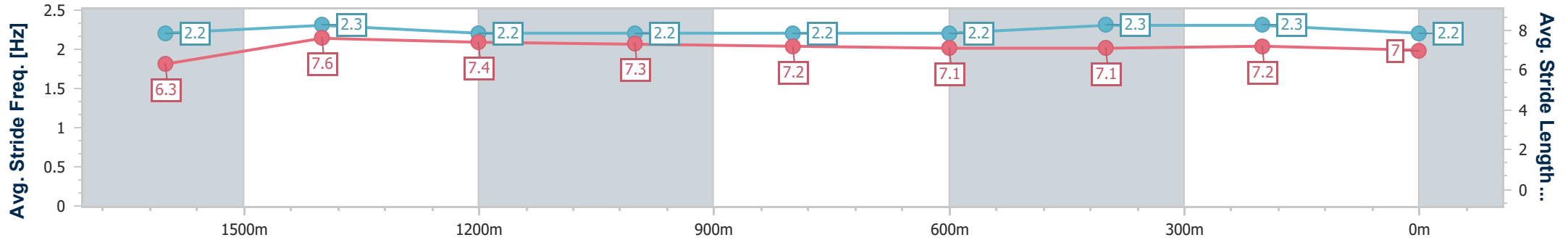
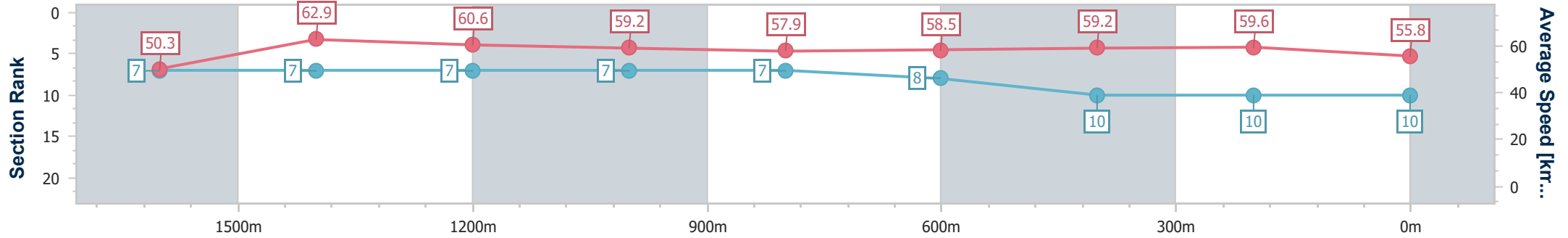
Sunshine Coast QLD Professional
Race 8: PFD SEAFOOD TRADING BENCHMARK 60 Handicap - 1800m



13 August 2023 - 17:03

Track Rating: Good 4, Weather: Fine, Rail Position: +3m Entire

Section	Overall	1600m	1400m	1200m	1000m	800m	600m	400m	200m				
Section Times	1:52.63 [10] (0:14.35)	1:38.28 [7] (0:11.50)	1:26.78 [7] (0:11.96)	1:14.82 [7] (0:12.20)	1:02.62 [7] (0:12.53)	0:50.09 [7] (0:12.60)	0:37.49 [8] (0:12.47)	0:25.02 [10] (0:12.07)	0:12.95 [10] (0:12.95)				
Average Speed [km/h]	50.3	62.9	60.6	59.2	57.9	58.5	59.2	59.6	55.8				
Top Speed [km/h]	62.6	64.2	63.3	60.0	59.2	60.0	60.4	61.1	58.9				
Avg. Dist. to Rail [m]	2.2	2.1	2.7	2.3	2.3	3.8	4.4	4.6	3.6				
Avg. Stride Freq. [Hz]	2.2	2.3	2.2	2.2	2.2	2.2	2.3	2.3	2.2				
Avg. Stride Length [m]	6.3	7.6	7.4	7.3	7.2	7.1	7.1	7.2	7.0				



- [] Ranking at each section and finish
- .-.- No data available at this section
- NA No data available



Horse/Jockey Name	Iridessa
Final Rank	11
Fastest Section Time (Section)	0:11.43 (1600m)
Top Speed [km/h] (Section)	64.7 (1600m)
Race State	Finished



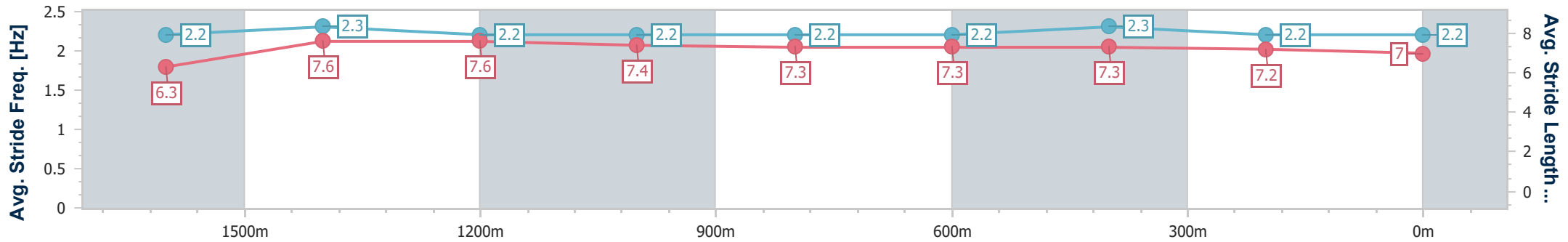
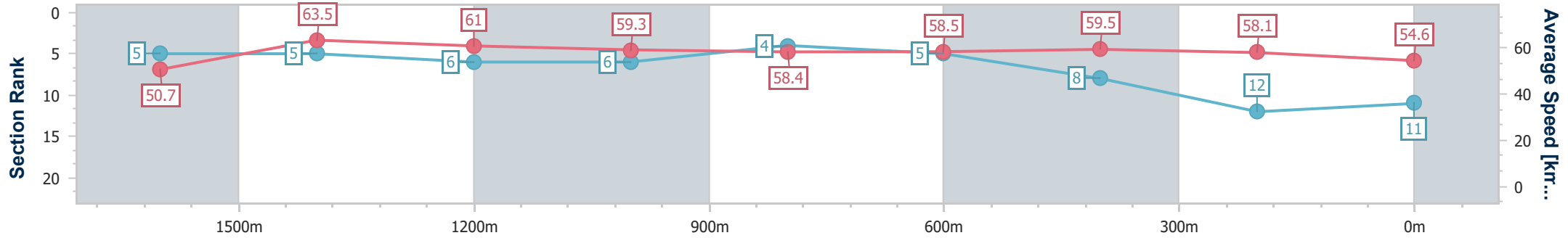
Sunshine Coast QLD Professional
Race 8: PFD SEAFOOD TRADING BENCHMARK 60 Handicap - 1800m



13 August 2023 - 17:03

Track Rating: Good 4, Weather: Fine, Rail Position: +3m Entire

Section	Overall	1600m	1400m	1200m	1000m	800m	600m	400m	200m			
Section Times	1:53.03 [11] (0:14.27)	1:38.76 [5] (0:11.43)	1:27.33 [5] (0:11.91)	1:15.42 [6] (0:12.17)	1:03.25 [6] (0:12.48)	0:50.77 [4] (0:12.64)	0:38.13 [5] (0:12.48)	0:25.65 [8] (0:12.39)	0:13.26 [12] (0:13.26)			
Average Speed [km/h]	50.7	63.5	61.0	59.3	58.4	58.5	59.5	58.1	54.6			
Top Speed [km/h]	64.4	64.7	62.6	60.0	59.8	59.9	60.6	59.4	57.2			
Avg. Dist. to Rail [m]	3.2	3.1	3.5	3.9	4.3	4.7	5.5	9.2	7.2			
Avg. Stride Freq. [Hz]	2.2	2.3	2.2	2.2	2.2	2.2	2.3	2.2	2.2			
Avg. Stride Length [m]	6.3	7.6	7.6	7.4	7.3	7.3	7.3	7.2	7.0			



- [] Ranking at each section and finish
- .-.- No data available at this section
- NA No data available



Horse/Jockey Name	Jane His Wife
Final Rank	12
Fastest Section Time (Section)	0:11.83 (1600m)
Top Speed [km/h] (Section)	62.9 (1600m)
Race State	Finished



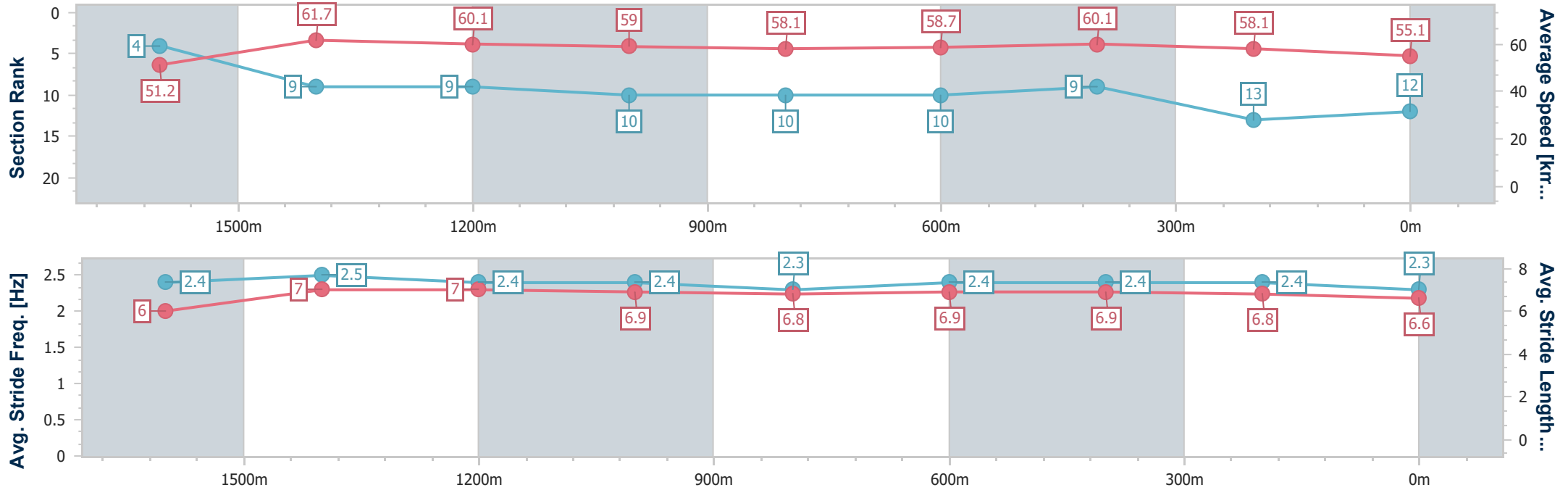
Sunshine Coast QLD Professional
Race 8: PFD SEAFOOD TRADING BENCHMARK 60 Handicap - 1800m



13 August 2023 - 17:03

Track Rating: Good 4, Weather: Fine, Rail Position: +3m Entire

Section	Overall	1600m	1400m	1200m	1000m	800m	600m	400m	200m
Section Times	1:53.12 [12] (0:14.24)	1:38.88 [4] (0:11.83)	1:27.05 [9] (0:12.06)	1:14.99 [9] (0:12.22)	1:02.77 [10] (0:12.51)	0:50.26 [10] (0:12.46)	0:37.80 [10] (0:12.28)	0:25.52 [9] (0:12.42)	0:13.10 [13] (0:13.10)
Average Speed [km/h]	51.2	61.7	60.1	59.0	58.1	58.7	60.1	58.1	55.1
Top Speed [km/h]	62.1	62.9	62.3	60.0	59.7	60.9	60.9	58.8	57.4
Avg. Dist. to Rail [m]	10.6	3.6	2.5	2.6	2.7	2.8	4.3	9.3	6.5
Avg. Stride Freq. [Hz]	2.4	2.5	2.4	2.4	2.3	2.4	2.4	2.4	2.3
Avg. Stride Length [m]	6.0	7.0	7.0	6.9	6.8	6.9	6.9	6.8	6.6



- [] Ranking at each section and finish
- .-.- No data available at this section
- NA No data available



Horse/Jockey Name	Melanin
Final Rank	13
Fastest Section Time (Section)	0:11.40 (1600m)
Top Speed [km/h] (Section)	65.2 (1600m)
Race State	Finished



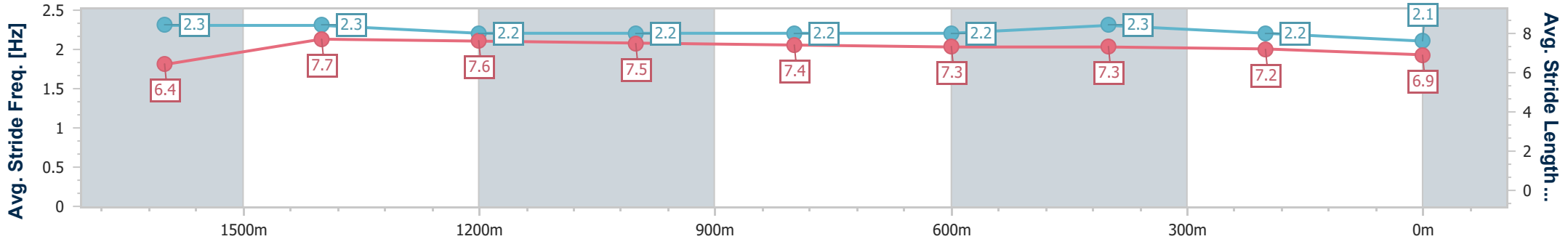
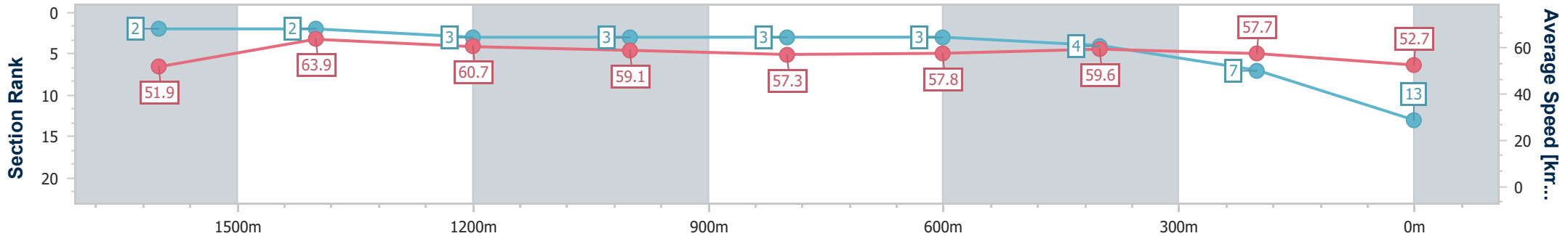
Sunshine Coast QLD Professional
Race 8: PFD SEAFOOD TRADING BENCHMARK 60 Handicap - 1800m



13 August 2023 - 17:03

Track Rating: Good 4, Weather: Fine, Rail Position: +3m Entire

Section	Overall	1600m	1400m	1200m	1000m	800m	600m	400m	200m				
Section Times	1:53.24 [13] (0:14.01)	1:39.23 [2] (0:11.40)	1:27.83 [2] (0:11.92)	1:15.91 [3] (0:12.21)	1:03.70 [3] (0:12.58)	0:51.12 [3] (0:12.59)	0:38.53 [3] (0:12.35)	0:26.18 [4] (0:12.46)	0:13.72 [7] (0:13.72)				
Average Speed [km/h]	51.9	63.9	60.7	59.1	57.3	57.8	59.6	57.7	52.7				
Top Speed [km/h]	64.1	65.2	61.9	60.3	58.2	59.3	60.5	59.7	54.8				
Avg. Dist. to Rail [m]	7.7	3.4	2.1	1.8	0.9	1.8	3.6	7.0	5.9				
Avg. Stride Freq. [Hz]	2.3	2.3	2.2	2.2	2.2	2.2	2.3	2.2	2.1				
Avg. Stride Length [m]	6.4	7.7	7.6	7.5	7.4	7.3	7.3	7.2	6.9				



- [] Ranking at each section and finish
- .-.- No data available at this section
- NA No data available



Horse/Jockey Name	Beforehand
Final Rank	14
Fastest Section Time (Section)	0:11.76 (1600m)
Top Speed [km/h] (Section)	63.9 (Overall)
Race State	Finished



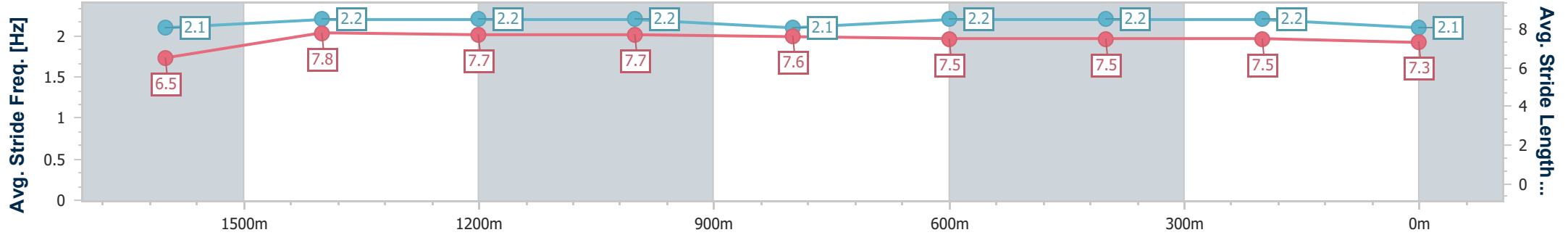
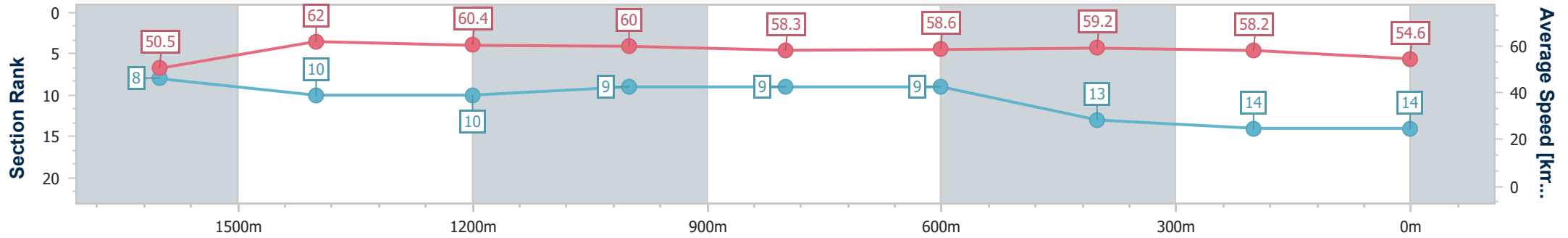
Sunshine Coast QLD Professional
Race 8: PFD SEAFOOD TRADING BENCHMARK 60 Handicap - 1800m



13 August 2023 - 17:03

Track Rating: Good 4, Weather: Fine, Rail Position: +3m Entire

Section	Overall	1600m	1400m	1200m	1000m	800m	600m	400m	200m				
Section Times	1:53.39 [14] (0:14.49)	1:38.90 [8] (0:11.76)	1:27.14 [10] (0:12.00)	1:15.14 [10] (0:12.02)	1:03.12 [9] (0:12.41)	0:50.71 [9] (0:12.57)	0:38.14 [9] (0:12.53)	0:25.61 [13] (0:12.38)	0:13.23 [14] (0:13.23)				
Average Speed [km/h]	50.5	62.0	60.4	60.0	58.3	58.6	59.2	58.2	54.6				
Top Speed [km/h]	63.9	63.6	62.2	60.5	60.2	60.8	60.4	59.0	57.0				
Avg. Dist. to Rail [m]	12.8	3.9	2.6	3.1	2.6	3.8	5.1	7.0	2.7				
Avg. Stride Freq. [Hz]	2.1	2.2	2.2	2.2	2.1	2.2	2.2	2.2	2.1				
Avg. Stride Length [m]	6.5	7.8	7.7	7.7	7.6	7.5	7.5	7.5	7.3				



- [] Ranking at each section and finish
- .-.- No data available at this section
- NA No data available