



Sunshine Coast QLD Professional

Race 5: MASTERFOODS PROFESSIONAL Maiden Handicap - 1200m

13 August 2023 - 15:01



Track Rating: Good 4, Weather: Fine, Rail Position: +3m Entire

Section		Overall										Last 600m	
Field Times		1:12.38										0:36.22	
		(0:13.58)										(0:12.41)	
		1000m										0:36.22	
		(0:10.94)											
		800m											
		(0:11.64)											
		600m											
		(0:12.00)											
		400m											
		(0:11.81)											
		200m											
		(0:12.41)											
Rank	TAB	Horse/Jockey	Barrier	Top Speed [km/h]	Fastest Section	Overall	1000m	800m	600m	400m	200m	Margin	Distance Travelled [m]
1	21	HEADLOCK Angela Jones	10	65.1	0:11.33	1:12.38 [1] (0:14.32)	0:58.06 [10] (0:11.33)	0:46.73 [9] (0:11.41)	0:35.32 [8] (0:11.95)	0:23.37 [8] (0:11.46)	0:11.91 [7] (0:11.91)	1:12.38	0:35.32
2	22	ALL ABOUT LEWIS Dan McGillivray	14	68.1	0:10.86	1:12.52 [2] (0:13.66)	0:58.86 [3] (0:10.86)	0:48.00 [1] (0:11.64)	0:36.36 [1] (0:12.00)	0:24.36 [1] (0:11.81)	0:12.55 [1] (0:12.55)	0.8L	0:36.36 +10
3	17	STORM FORCE TEN Bailey Wheeler	9	67.9	0:11.01	1:12.55 [3] (0:13.71)	0:58.84 [5] (0:11.01)	0:47.83 [3] (0:11.73)	0:36.10 [3] (0:11.97)	0:24.13 [3] (0:11.62)	0:12.51 [2] (0:12.51)	1L	0:36.10 +8
4	2	AZURE PRIDE Boris Thornton	3	64.9	0:11.40	1:12.62 [4] (0:13.98)	0:58.64 [7] (0:11.52)	0:47.12 [8] (0:11.69)	0:35.43 [9] (0:11.83)	0:23.60 [9] (0:11.40)	0:12.20 [6] (0:12.20)	1.3L	0:35.43 +11
5	23	MY MISCHKA Anthony Allen	7	65.9	0:11.39	1:12.69 [5] (0:13.58)	0:59.11 [1] (0:11.39)	0:47.72 [5] (0:11.83)	0:35.89 [7] (0:11.98)	0:23.91 [7] (0:11.55)	0:12.36 [3] (0:12.36)	1.6L	0:35.89 +6
6	8	INTRECCIATO Georgina Cartwright	1	65.9	0:11.22	1:12.73 [6] (0:14.03)	0:58.70 [8] (0:11.22)	0:47.48 [7] (0:11.47)	0:36.01 [5] (0:11.99)	0:24.02 [6] (0:11.62)	0:12.40 [3] (0:12.40)	1.8L	0:36.01 +1
7	9	ON HARGRAVE Mark Du Plessis	13	65.8	0:11.33	1:12.78 [7] (0:14.51)	0:58.27 [13] (0:11.45)	0:46.82 [13] (0:11.67)	0:35.15 [13] (0:11.65)	0:23.50 [12] (0:11.33)	0:12.17 [8] (0:12.17)	2L	0:35.15 +7
8	20	FOSSIL FUEL Ben Thompson	6	67.7	0:11.31	1:12.92 [8] (0:13.83)	0:59.09 [6] (0:11.31)	0:47.78 [6] (0:11.63)	0:36.15 [6] (0:11.89)	0:24.26 [5] (0:11.68)	0:12.58 [5] (0:12.58)	2.8L	0:36.15 +7
9	5	OUR HEART THROB James Orman	11	65.2	0:11.41	1:13.08 [9] (0:14.22)	0:58.86 [9] (0:11.51)	0:47.35 [10] (0:11.67)	0:35.68 [12] (0:11.93)	0:23.75 [13] (0:11.41)	0:12.34 [11] (0:12.34)	3.6L	0:35.68 +12
10	1	ANOTHER JACK Samantha Collett	23	64.4	0:11.38	1:13.74 [10] (0:14.67)	0:59.07 [14] (0:11.38)	0:47.69 [14] (0:11.79)	0:35.90 [14] (0:11.67)	0:24.23 [14] (0:11.68)	0:12.55 [14] (0:12.55)	7.4L	0:35.90 +4

Scratched: Affinity Flyer (#11), Kemi Zabi (#3), Bravezel (#12), Simone Louise (#13), Moszur (#15), Mina's Legacy (#16), Capital Cee (#7), Outlawed (#6), Noble Intent (#14), National Interest (#4)

[] Ranking at each section and finish
 -:-:- No data available at this section
 NA No data available

SCN Saddle cloth number
 DNF Did not finish
 DNT Did not track



Sunshine Coast QLD Professional

Race 5: MASTERFOODS PROFESSIONAL Maiden Handicap - 1200m

13 August 2023 - 15:01



Track Rating: Good 4, Weather: Fine, Rail Position: +3m Entire

Section		Overall	1000m	800m	600m	400m	200m	Last 600m					
Field Times		1:12.38 (0:13.58)	0:58.80 (0:10.94)	0:47.86 (0:11.64)	0:36.22 (0:12.00)	0:24.22 (0:11.81)	0:12.41 (0:12.41)	0:36.22					
Rank	TAB Horse/Jockey	Barrier	Top Speed [km/h]	Fastest Section	Margin							Distance Travelled [m]	
11	24 MISS MOUNTBATTEN Nathan Thomas	24	66.0 1000m	0:11.42 1000m	1:14.04 [11] (0:14.33)	0:59.71 [11] (0:11.42)	0:48.29 [11] (0:11.65)	0:36.64 [11] (0:11.78)	0:24.86 [11] (0:11.90)	0:12.96 [13] (0:12.96)	9.2L	0:36.64	+13
12	19 VELOCIRAPTOR Luke Tarrant	12	65.2 Overall	0:11.42 1000m	1:14.06 [12] (0:14.40)	0:59.66 [12] (0:11.42)	0:48.24 [12] (0:11.52)	0:36.72 [10] (0:11.82)	0:24.90 [10] (0:11.81)	0:13.09 [12] (0:13.09)	9.3L	0:36.72	+6
13	18 DEMES GIRL Justin Stanley	4	67.8 Overall	0:11.20 1000m	1:14.18 [13] (0:13.64)	1:00.54 [2] (0:11.20)	0:49.34 [4] (0:11.70)	0:37.64 [4] (0:12.00)	0:25.64 [4] (0:12.09)	0:13.55 [9] (0:13.55)	9.8L	0:37.64	+5
14	10 READY TO MINGLE Kyle Wilson-Taylor	8	67.9 1000m	0:11.02 1000m	1:14.60 [14] (0:13.68)	1:00.92 [4] (0:11.02)	0:49.90 [2] (0:11.58)	0:38.32 [2] (0:12.05)	0:26.27 [2] (0:12.31)	0:13.96 [10] (0:13.96)	12.1L	0:38.32	+1

Scratched: Affinity Flyer (#11), Kemi Zabi (#3), Bravezel (#12), Simone Louise (#13), Moszur (#15), Mina's Legacy (#16), Capital Cee (#7), Outlawed (#6), Noble Intent (#14), National Interest (#4)

[] Ranking at each section and finish
 -:-:-:- No data available at this section
 NA No data available

SCN Saddle cloth number
 DNF Did not finish
 DNT Did not track



Horse/Jockey Name	Headlock
Final Rank	1
Fastest Section Time (Section)	0:11.33 (1000m)
Top Speed [km/h] (Section)	65.1 (1000m)
Race State	Finished



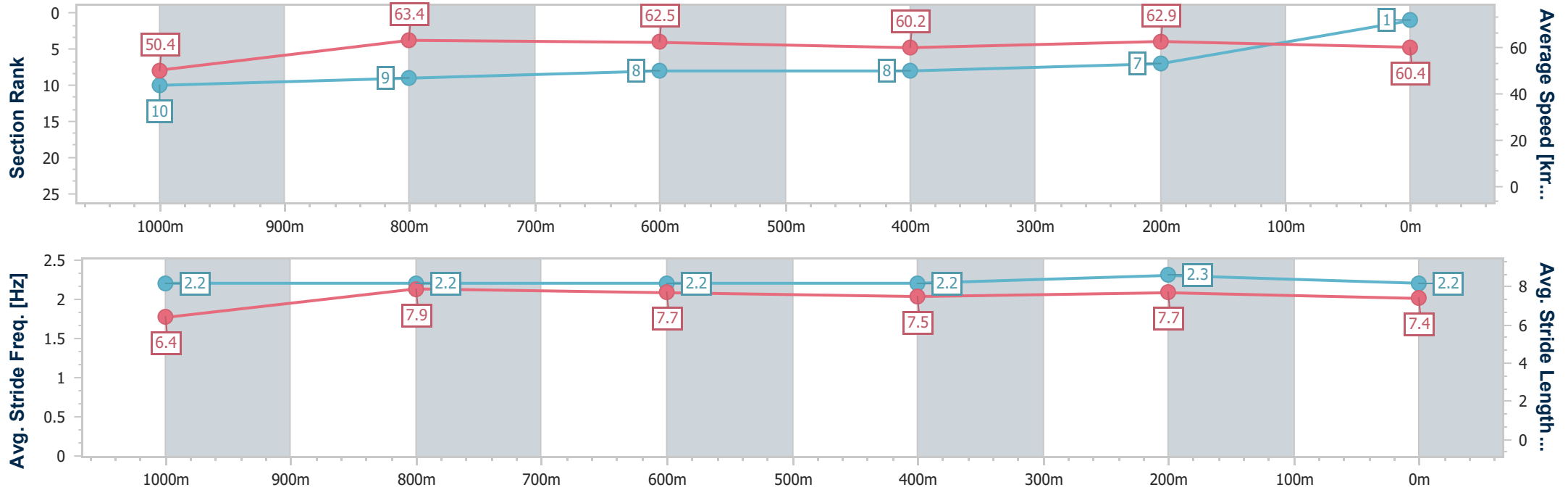
Sunshine Coast QLD Professional
Race 5: MASTERFOODS PROFESSIONAL Maiden Handicap - 1200m



13 August 2023 - 15:01

Track Rating: Good 4, Weather: Fine, Rail Position: +3m Entire

Section	Overall	1000m	800m	600m	400m	200m
Section Times	1:12.38 [1] (0:14.32)	0:58.06 [10] (0:11.33)	0:46.73 [9] (0:11.41)	0:35.32 [8] (0:11.95)	0:23.37 [8] (0:11.46)	0:11.91 [7] (0:11.91)
Average Speed [km/h]	50.4	63.4	62.5	60.2	62.9	60.4
Top Speed [km/h]	64.4	65.1	63.5	62.7	64.3	62.5
Avg. Dist. to Rail [m]	5.0	0.3	1.8	1.1	5.3	4.6
Avg. Stride Freq. [Hz]	2.2	2.2	2.2	2.2	2.3	2.2
Avg. Stride Length [m]	6.4	7.9	7.7	7.5	7.7	7.4



- [] Ranking at each section and finish
- .-.- No data available at this section
- NA No data available



Horse/Jockey Name	All About Lewis
Final Rank	2
Fastest Section Time (Section)	0:10.86 (1000m)
Top Speed [km/h] (Section)	68.1 (1000m)
Race State	Finished



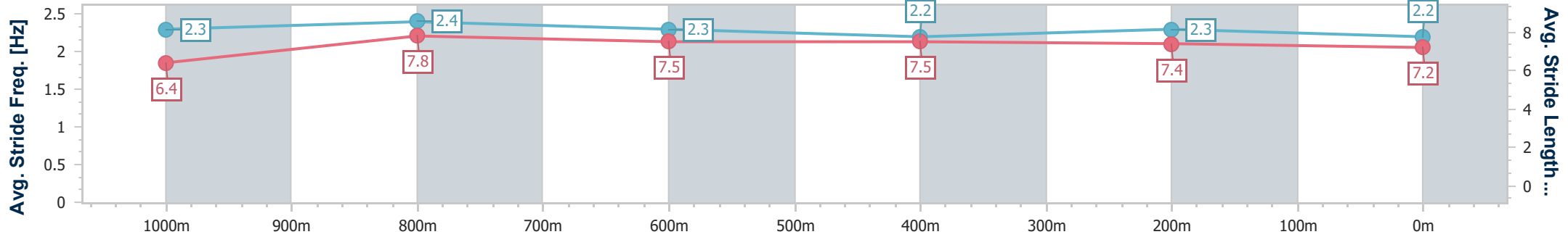
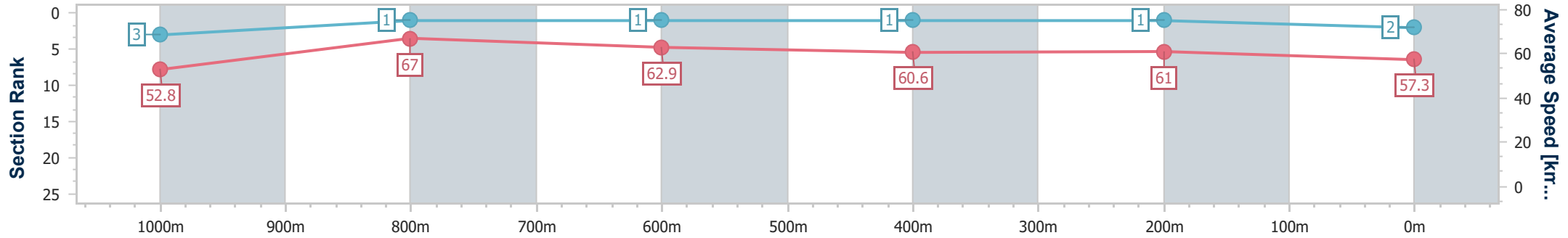
Sunshine Coast QLD Professional
Race 5: MASTERFOODS PROFESSIONAL Maiden Handicap - 1200m



13 August 2023 - 15:01

Track Rating: Good 4, Weather: Fine, Rail Position: +3m Entire

Section	Overall	1000m	800m	600m	400m	200m
Section Times	1:12.52 [2] (0:13.66)	0:58.86 [3] (0:10.86)	0:48.00 [1] (0:11.64)	0:36.36 [1] (0:12.00)	0:24.36 [1] (0:11.81)	0:12.55 [1] (0:12.55)
Average Speed [km/h]	52.8	67.0	62.9	60.6	61.0	57.3
Top Speed [km/h]	66.6	68.1	65.7	61.4	61.8	60.1
Avg. Dist. to Rail [m]	11.3	4.8	3.1	1.6	4.2	1.5
Avg. Stride Freq. [Hz]	2.3	2.4	2.3	2.2	2.3	2.2
Avg. Stride Length [m]	6.4	7.8	7.5	7.5	7.4	7.2



- [] Ranking at each section and finish
- .-.- No data available at this section
- NA No data available



Horse/Jockey Name	Storm Force Ten
Final Rank	3
Fastest Section Time (Section)	0:11.01 (1000m)
Top Speed [km/h] (Section)	67.9 (1000m)
Race State	Finished



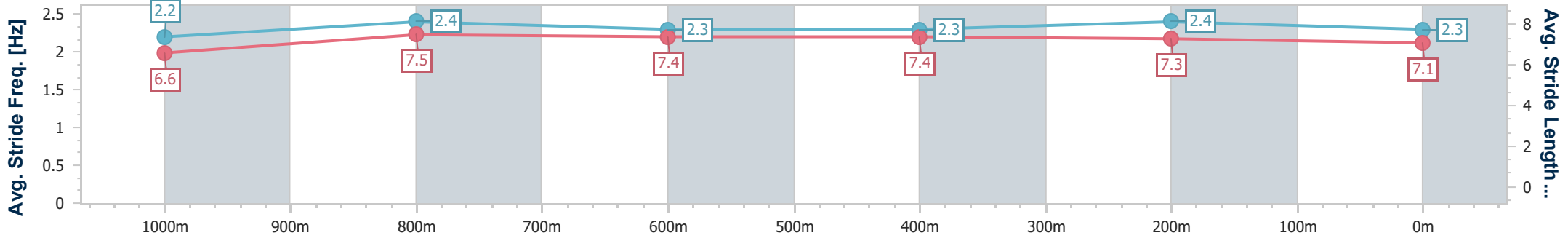
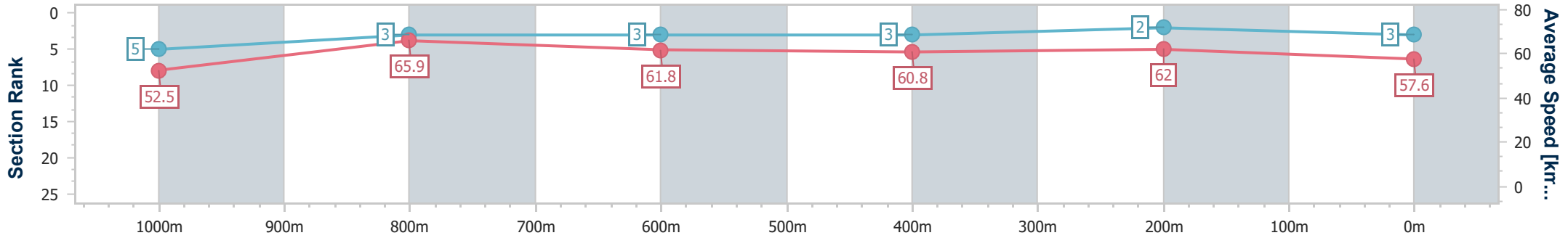
Sunshine Coast QLD Professional
Race 5: MASTERFOODS PROFESSIONAL Maiden Handicap - 1200m



13 August 2023 - 15:01

Track Rating: Good 4, Weather: Fine, Rail Position: +3m Entire

Section	Overall	1000m	800m	600m	400m	200m
Section Times	1:12.55 [3] (0:13.71)	0:58.84 [5] (0:11.01)	0:47.83 [3] (0:11.73)	0:36.10 [3] (0:11.97)	0:24.13 [3] (0:11.62)	0:12.51 [2] (0:12.51)
Average Speed [km/h]	52.5	65.9	61.8	60.8	62.0	57.6
Top Speed [km/h]	67.0	67.9	63.5	61.6	63.4	61.0
Avg. Dist. to Rail [m]	7.3	3.1	1.6	1.9	6.2	3.7
Avg. Stride Freq. [Hz]	2.2	2.4	2.3	2.3	2.4	2.3
Avg. Stride Length [m]	6.6	7.5	7.4	7.4	7.3	7.1



- [] Ranking at each section and finish
- .-.- No data available at this section
- NA No data available



Horse/Jockey Name	Azure Pride
Final Rank	4
Fastest Section Time (Section)	0:11.40 (400m)
Top Speed [km/h] (Section)	64.9 (1000m)
Race State	Finished



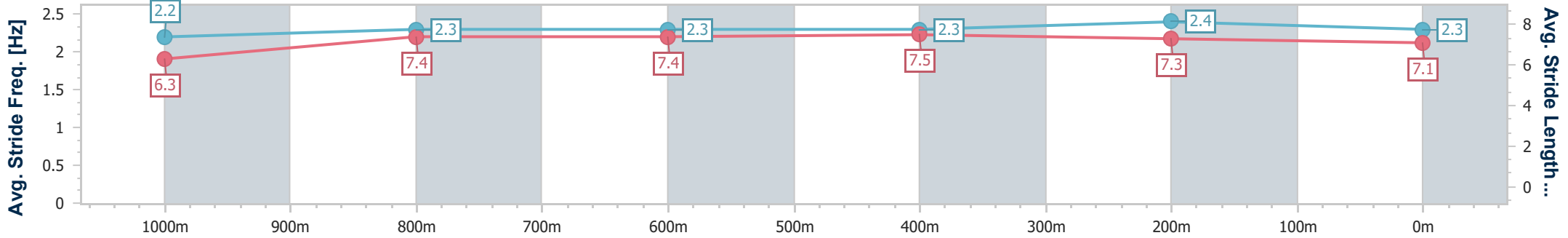
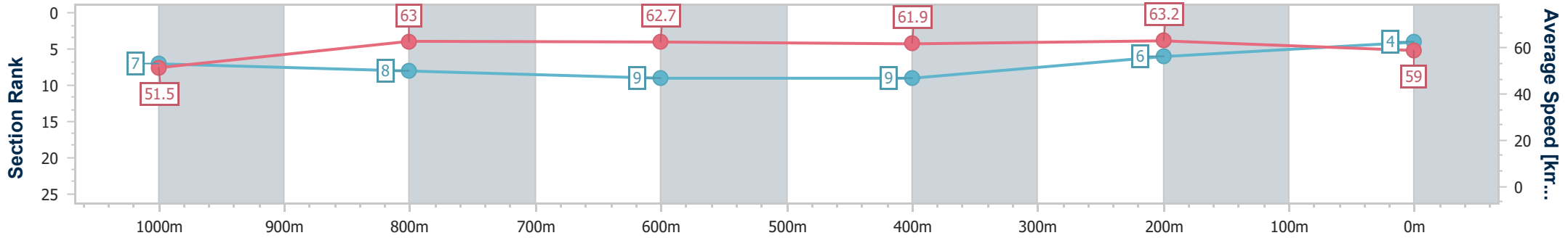
Sunshine Coast QLD Professional
 Race 5: MASTERFOODS PROFESSIONAL Maiden Handicap - 1200m



13 August 2023 - 15:01

Track Rating: Good 4, Weather: Fine, Rail Position: +3m Entire

Section	Overall	1000m	800m	600m	400m	200m
Section Times	1:12.62 [4] (0:13.98)	0:58.64 [7] (0:11.52)	0:47.12 [8] (0:11.69)	0:35.43 [9] (0:11.83)	0:23.60 [9] (0:11.40)	0:12.20 [6] (0:12.20)
Average Speed [km/h]	51.5	63.0	62.7	61.9	63.2	59.0
Top Speed [km/h]	64.4	64.9	63.3	64.0	64.4	61.7
Avg. Dist. to Rail [m]	5.1	3.3	3.0	3.0	8.6	8.5
Avg. Stride Freq. [Hz]	2.2	2.3	2.3	2.3	2.4	2.3
Avg. Stride Length [m]	6.3	7.4	7.4	7.5	7.3	7.1



- [] Ranking at each section and finish
- .-.- No data available at this section
- NA No data available



Horse/Jockey Name	My Mischka
Final Rank	5
Fastest Section Time (Section)	0:11.39 (1000m)
Top Speed [km/h] (Section)	65.9 (Overall)
Race State	Finished



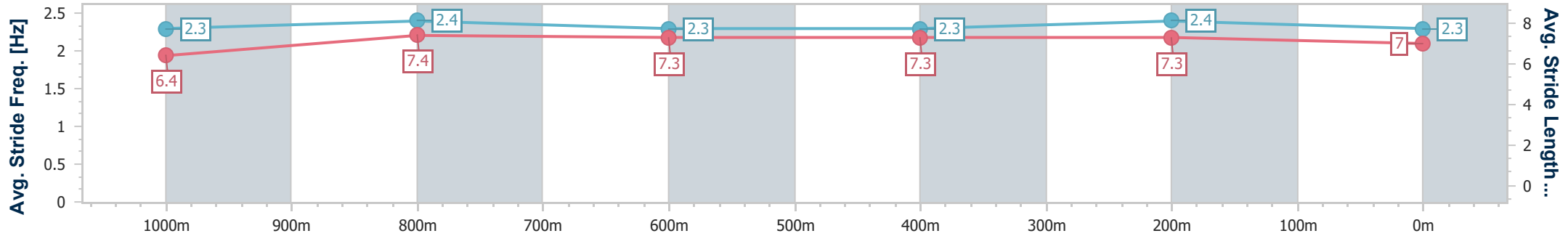
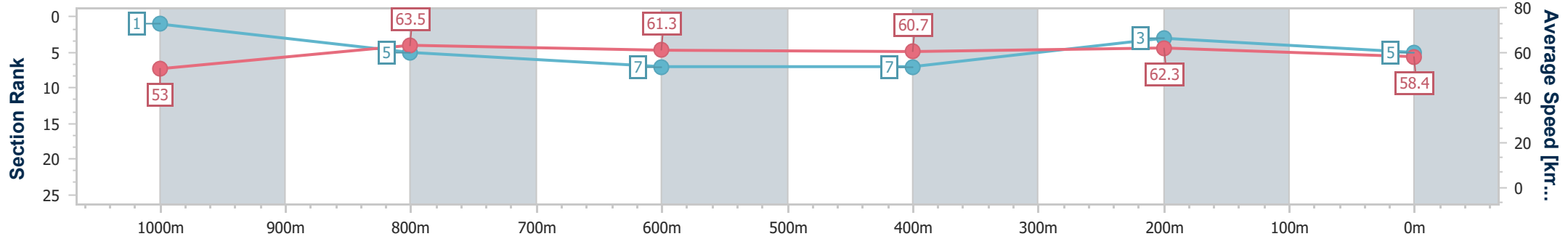
Sunshine Coast QLD Professional
Race 5: MASTERFOODS PROFESSIONAL Maiden Handicap - 1200m



13 August 2023 - 15:01

Track Rating: Good 4, Weather: Fine, Rail Position: +3m Entire

Section	Overall	1000m	800m	600m	400m	200m
Section Times	1:12.69 [5] (0:13.58)	0:59.11 [1] (0:11.39)	0:47.72 [5] (0:11.83)	0:35.89 [7] (0:11.98)	0:23.91 [7] (0:11.55)	0:12.36 [3] (0:12.36)
Average Speed [km/h]	53.0	63.5	61.3	60.7	62.3	58.4
Top Speed [km/h]	65.9	65.8	63.2	61.6	64.5	61.7
Avg. Dist. to Rail [m]	4.7	1.6	1.4	1.6	5.5	6.0
Avg. Stride Freq. [Hz]	2.3	2.4	2.3	2.3	2.4	2.3
Avg. Stride Length [m]	6.4	7.4	7.3	7.3	7.3	7.0



- [] Ranking at each section and finish
- .-.- No data available at this section
- NA No data available



Horse/Jockey Name	Intrecciato
Final Rank	6
Fastest Section Time (Section)	0:11.22 (1000m)
Top Speed [km/h] (Section)	65.9 (1000m)
Race State	Finished



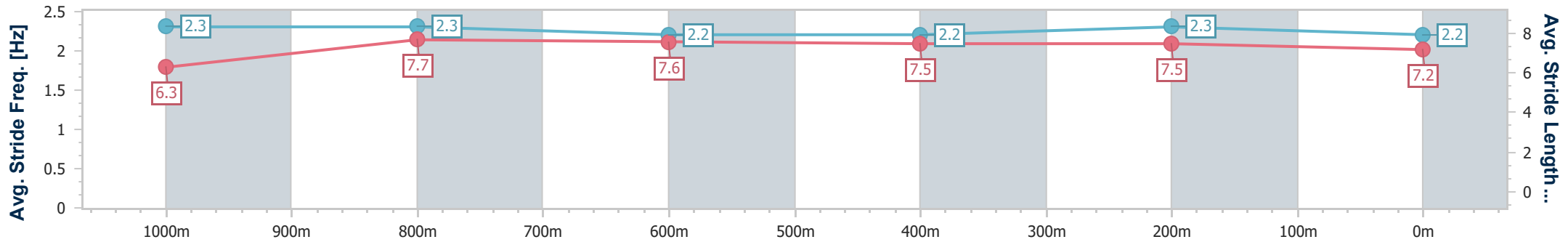
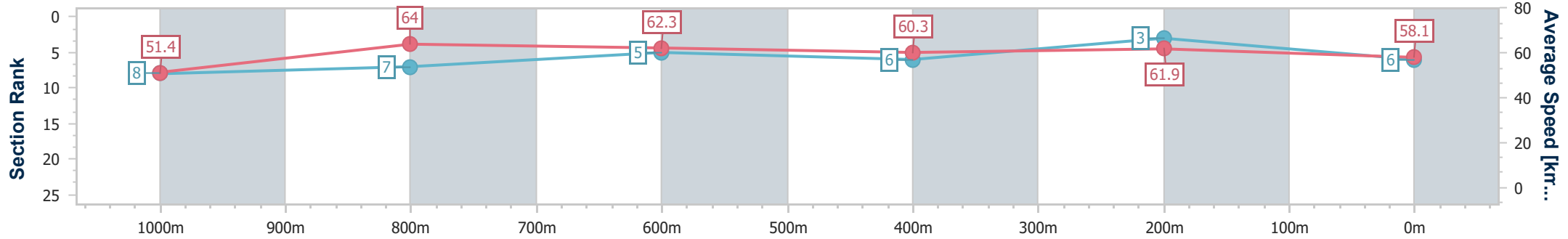
Sunshine Coast QLD Professional
Race 5: MASTERFOODS PROFESSIONAL Maiden Handicap - 1200m



13 August 2023 - 15:01

Track Rating: Good 4, Weather: Fine, Rail Position: +3m Entire

Section	Overall	1000m	800m	600m	400m	200m
Section Times	1:12.73 [6] (0:14.03)	0:58.70 [8] (0:11.22)	0:47.48 [7] (0:11.47)	0:36.01 [5] (0:11.99)	0:24.02 [6] (0:11.62)	0:12.40 [3] (0:12.40)
Average Speed [km/h]	51.4	64.0	62.3	60.3	61.9	58.1
Top Speed [km/h]	65.4	65.9	63.3	62.0	63.3	59.3
Avg. Dist. to Rail [m]	1.9	1.0	1.3	1.1	4.6	3.1
Avg. Stride Freq. [Hz]	2.3	2.3	2.2	2.2	2.3	2.2
Avg. Stride Length [m]	6.3	7.7	7.6	7.5	7.5	7.2



- [] Ranking at each section and finish
- .-.- No data available at this section
- NA No data available



Horse/Jockey Name	On Hargrave
Final Rank	7
Fastest Section Time (Section)	0:11.33 (400m)
Top Speed [km/h] (Section)	65.8 (Overall)
Race State	Finished



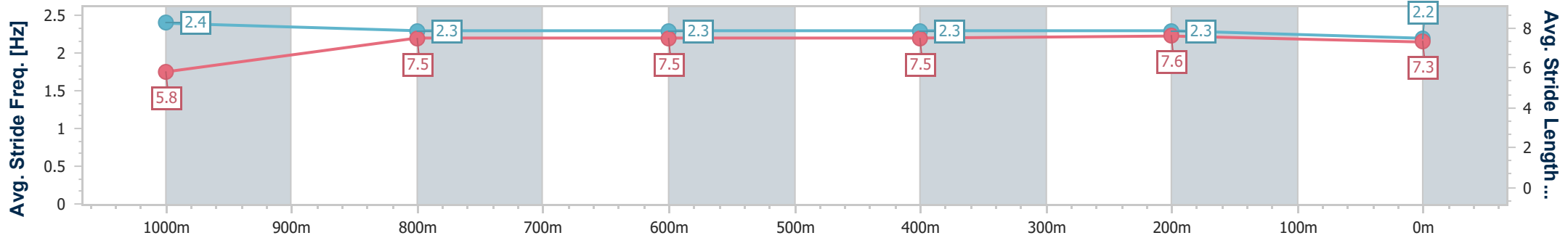
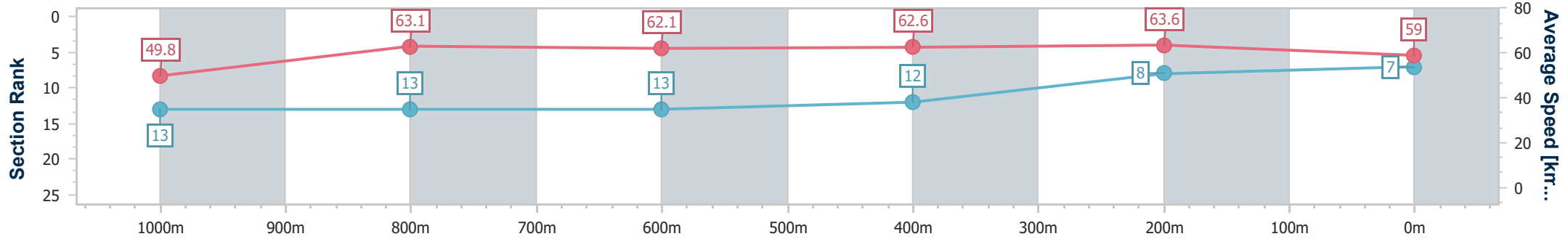
Sunshine Coast QLD Professional
Race 5: MASTERFOODS PROFESSIONAL Maiden Handicap - 1200m



13 August 2023 - 15:01

Track Rating: Good 4, Weather: Fine, Rail Position: +3m Entire

Section	Overall	1000m	800m	600m	400m	200m
Section Times	1:12.78 [7] (0:14.51)	0:58.27 [13] (0:11.45)	0:46.82 [13] (0:11.67)	0:35.15 [13] (0:11.65)	0:23.50 [12] (0:11.33)	0:12.17 [8] (0:12.17)
Average Speed [km/h]	49.8	63.1	62.1	62.6	63.6	59.0
Top Speed [km/h]	65.8	65.7	64.1	65.0	65.2	62.7
Avg. Dist. to Rail [m]	9.6	1.5	1.0	2.3	2.0	0.5
Avg. Stride Freq. [Hz]	2.4	2.3	2.3	2.3	2.3	2.2
Avg. Stride Length [m]	5.8	7.5	7.5	7.5	7.6	7.3



- [] Ranking at each section and finish
- .-.- No data available at this section
- NA No data available



Horse/Jockey Name	Fossil Fuel
Final Rank	8
Fastest Section Time (Section)	0:11.31 (1000m)
Top Speed [km/h] (Section)	67.7 (Overall)
Race State	Finished



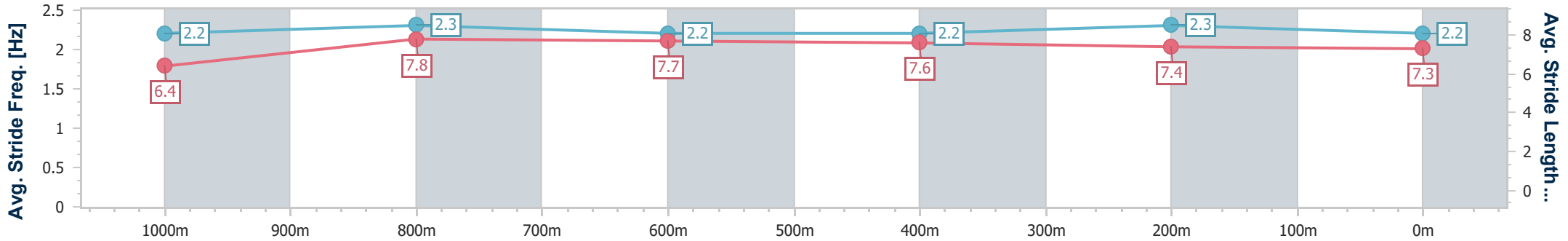
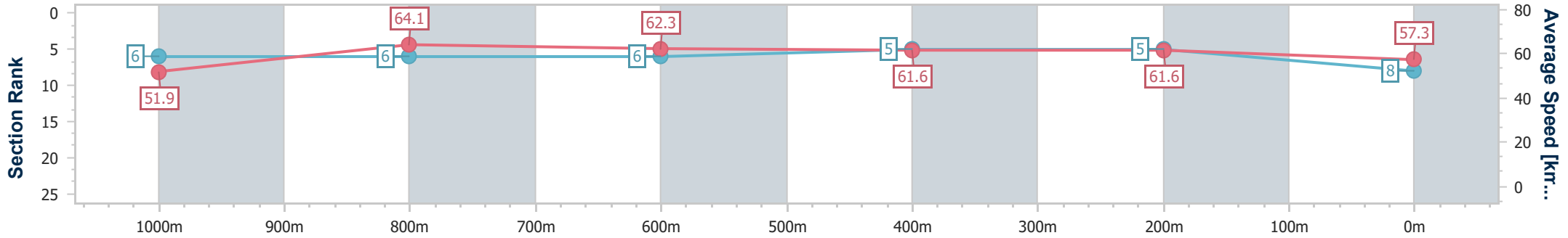
Sunshine Coast QLD Professional
Race 5: MASTERFOODS PROFESSIONAL Maiden Handicap - 1200m



13 August 2023 - 15:01

Track Rating: Good 4, Weather: Fine, Rail Position: +3m Entire

Section	Overall	1000m	800m	600m	400m	200m
Section Times	1:12.92 [8] (0:13.83)	0:59.09 [6] (0:11.31)	0:47.78 [6] (0:11.63)	0:36.15 [6] (0:11.89)	0:24.26 [5] (0:11.68)	0:12.58 [5] (0:12.58)
Average Speed [km/h]	51.9	64.1	62.3	61.6	61.6	57.3
Top Speed [km/h]	67.7	67.3	63.0	62.4	62.8	60.7
Avg. Dist. to Rail [m]	1.9	2.0	0.9	2.8	8.7	8.8
Avg. Stride Freq. [Hz]	2.2	2.3	2.2	2.2	2.3	2.2
Avg. Stride Length [m]	6.4	7.8	7.7	7.6	7.4	7.3



- [] Ranking at each section and finish
- .-.- No data available at this section
- NA No data available



Horse/Jockey Name	Our Heart Throb
Final Rank	9
Fastest Section Time (Section)	0:11.41 (400m)
Top Speed [km/h] (Section)	65.2 (400m)
Race State	Finished



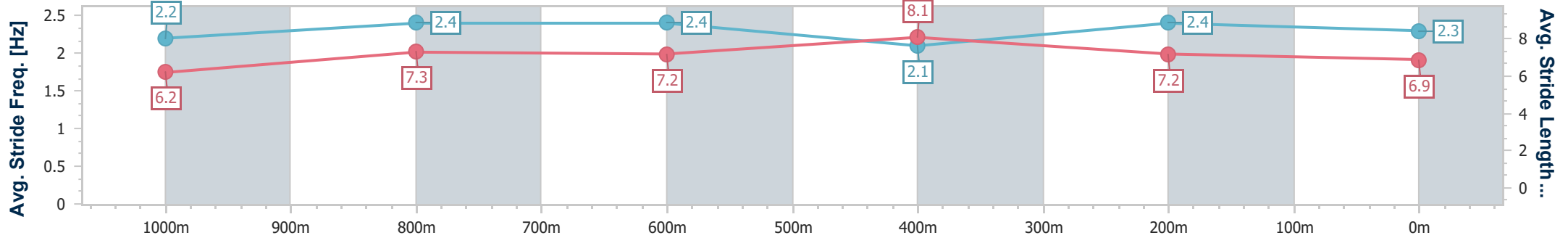
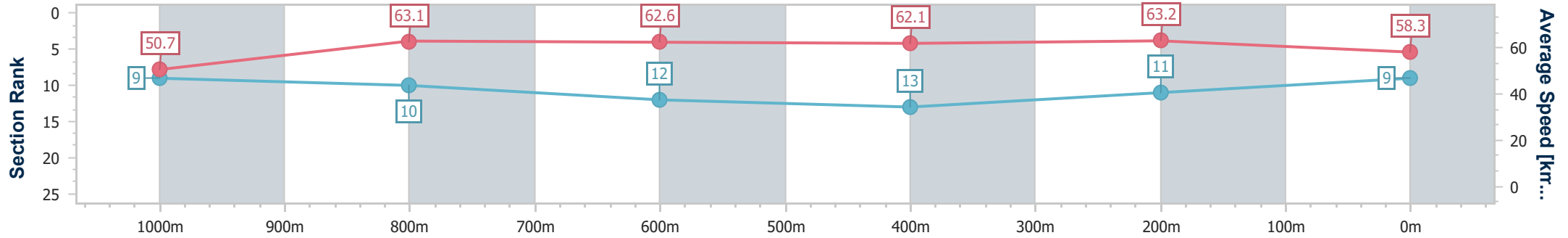
Sunshine Coast QLD Professional
Race 5: MASTERFOODS PROFESSIONAL Maiden Handicap - 1200m



13 August 2023 - 15:01

Track Rating: Good 4, Weather: Fine, Rail Position: +3m Entire

Section	Overall	1000m	800m	600m	400m	200m
Section Times	1:13.08 [9] (0:14.22)	0:58.86 [9] (0:11.51)	0:47.35 [10] (0:11.67)	0:35.68 [12] (0:11.93)	0:23.75 [13] (0:11.41)	0:12.34 [11] (0:12.34)
Average Speed [km/h]	50.7	63.1	62.6	62.1	63.2	58.3
Top Speed [km/h]	64.5	65.0	64.3	63.9	65.2	61.8
Avg. Dist. to Rail [m]	8.5	3.0	2.5	4.8	9.4	8.6
Avg. Stride Freq. [Hz]	2.2	2.4	2.4	2.1	2.4	2.3
Avg. Stride Length [m]	6.2	7.3	7.2	8.1	7.2	6.9



- [] Ranking at each section and finish
- .-.- No data available at this section
- NA No data available



Horse/Jockey Name	Another Jack
Final Rank	10
Fastest Section Time (Section)	0:11.38 (1000m)
Top Speed [km/h] (Section)	64.4 (1000m)
Race State	Finished



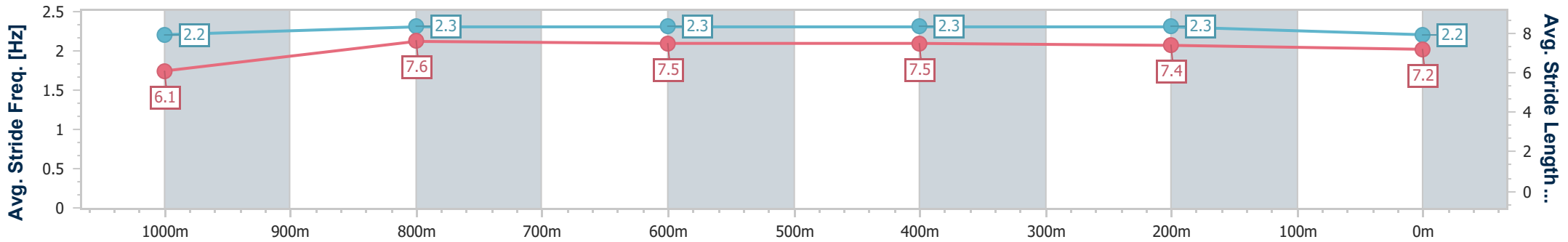
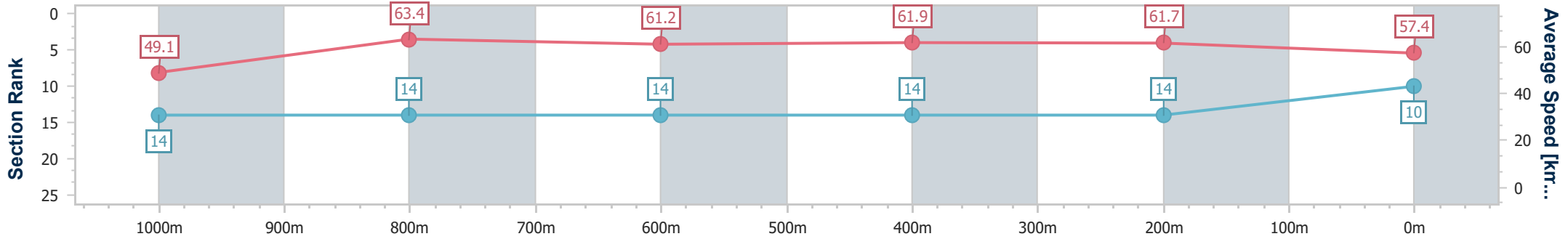
Sunshine Coast QLD Professional
Race 5: MASTERFOODS PROFESSIONAL Maiden Handicap - 1200m



13 August 2023 - 15:01

Track Rating: Good 4, Weather: Fine, Rail Position: +3m Entire

Section	Overall	1000m	800m	600m	400m	200m
Section Times	1:13.74 [10] (0:14.67)	0:59.07 [14] (0:11.38)	0:47.69 [14] (0:11.79)	0:35.90 [14] (0:11.67)	0:24.23 [14] (0:11.68)	0:12.55 [14] (0:12.55)
Average Speed [km/h]	49.1	63.4	61.2	61.9	61.7	57.4
Top Speed [km/h]	63.3	64.4	63.8	63.8	62.5	61.4
Avg. Dist. to Rail [m]	8.4	1.0	0.6	0.5	2.6	4.0
Avg. Stride Freq. [Hz]	2.2	2.3	2.3	2.3	2.3	2.2
Avg. Stride Length [m]	6.1	7.6	7.5	7.5	7.4	7.2



- [] Ranking at each section and finish
- .-.- No data available at this section
- NA No data available



Horse/Jockey Name	Miss Mountbatten
Final Rank	11
Fastest Section Time (Section)	0:11.42 (1000m)
Top Speed [km/h] (Section)	66.0 (1000m)
Race State	Finished



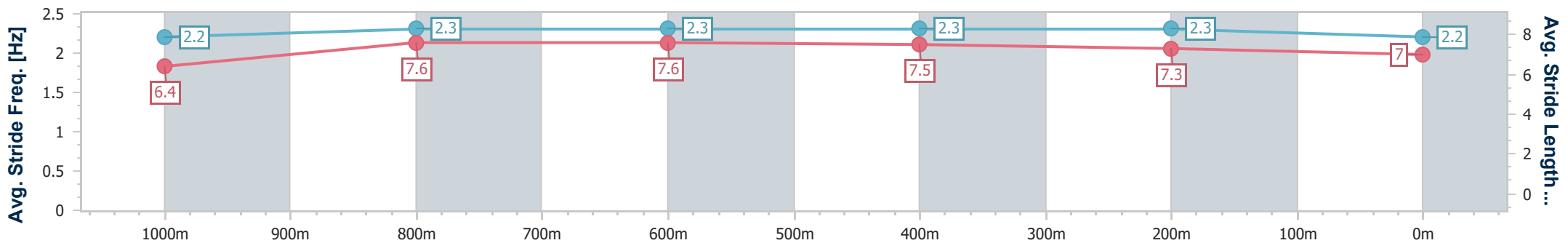
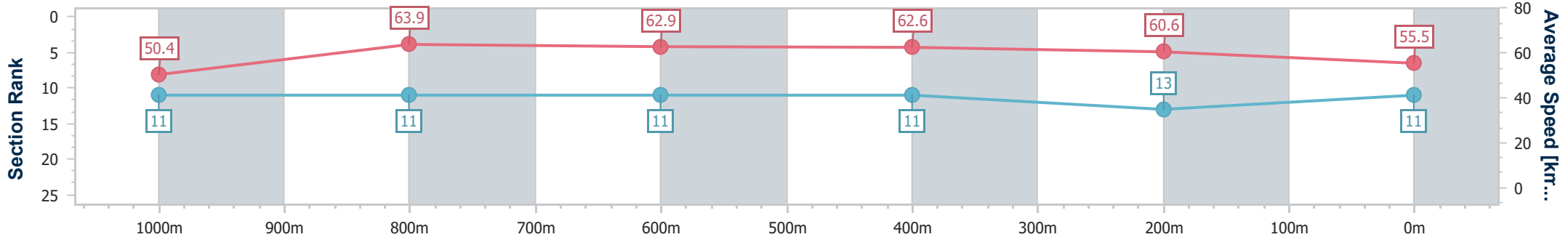
Sunshine Coast QLD Professional
Race 5: MASTERFOODS PROFESSIONAL Maiden Handicap - 1200m



13 August 2023 - 15:01

Track Rating: Good 4, Weather: Fine, Rail Position: +3m Entire

Section	Overall	1000m	800m	600m	400m	200m
Section Times	1:14.04 [11] (0:14.33)	0:59.71 [11] (0:11.42)	0:48.29 [11] (0:11.65)	0:36.64 [11] (0:11.78)	0:24.86 [11] (0:11.90)	0:12.96 [13] (0:12.96)
Average Speed [km/h]	50.4	63.9	62.9	62.6	60.6	55.5
Top Speed [km/h]	66.0	66.0	64.1	63.7	62.0	58.4
Avg. Dist. to Rail [m]	13.8	5.9	3.0	3.9	9.4	7.2
Avg. Stride Freq. [Hz]	2.2	2.3	2.3	2.3	2.3	2.2
Avg. Stride Length [m]	6.4	7.6	7.6	7.5	7.3	7.0



- [] Ranking at each section and finish
- .-.- No data available at this section
- NA No data available



Horse/Jockey Name	Velociraptor
Final Rank	12
Fastest Section Time (Section)	0:11.42 (1000m)
Top Speed [km/h] (Section)	65.2 (Overall)
Race State	Finished



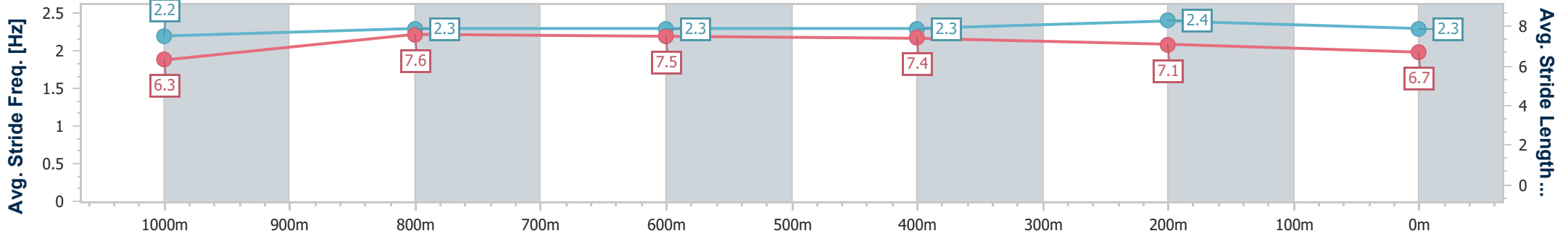
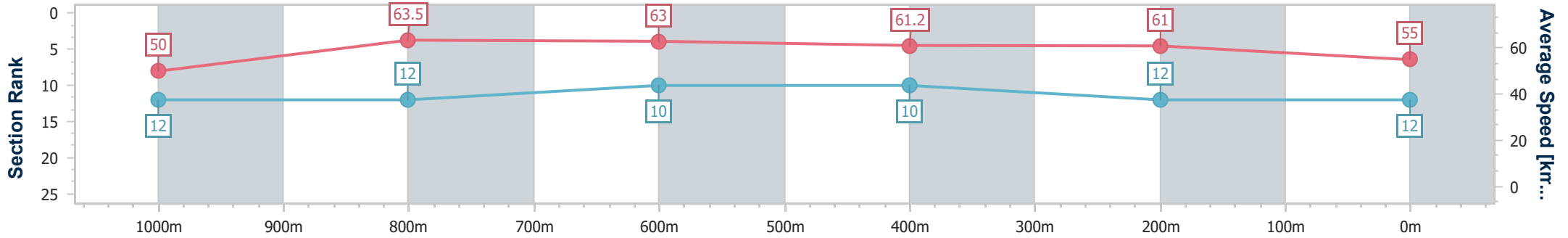
Sunshine Coast QLD Professional
Race 5: MASTERFOODS PROFESSIONAL Maiden Handicap - 1200m



13 August 2023 - 15:01

Track Rating: Good 4, Weather: Fine, Rail Position: +3m Entire

Section	Overall	1000m	800m	600m	400m	200m
Section Times	1:14.06 [12] (0:14.40)	0:59.66 [12] (0:11.42)	0:48.24 [12] (0:11.52)	0:36.72 [10] (0:11.82)	0:24.90 [10] (0:11.81)	0:13.09 [12] (0:13.09)
Average Speed [km/h]	50.0	63.5	63.0	61.2	61.0	55.0
Top Speed [km/h]	65.2	65.1	64.0	63.6	62.9	58.7
Avg. Dist. to Rail [m]	9.4	3.0	1.4	0.7	0.6	0.7
Avg. Stride Freq. [Hz]	2.2	2.3	2.3	2.3	2.4	2.3
Avg. Stride Length [m]	6.3	7.6	7.5	7.4	7.1	6.7



- [] Ranking at each section and finish
- .-.- No data available at this section
- NA No data available



Horse/Jockey Name	Demes Girl
Final Rank	13
Fastest Section Time (Section)	0:11.20 (1000m)
Top Speed [km/h] (Section)	67.8 (Overall)
Race State	Finished



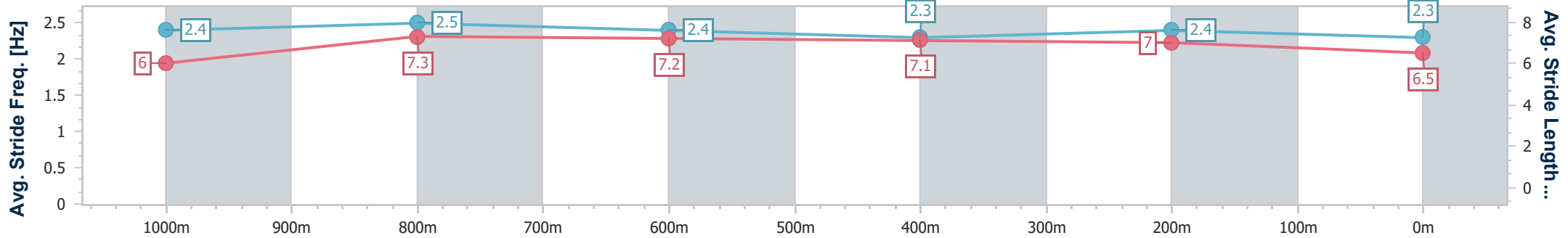
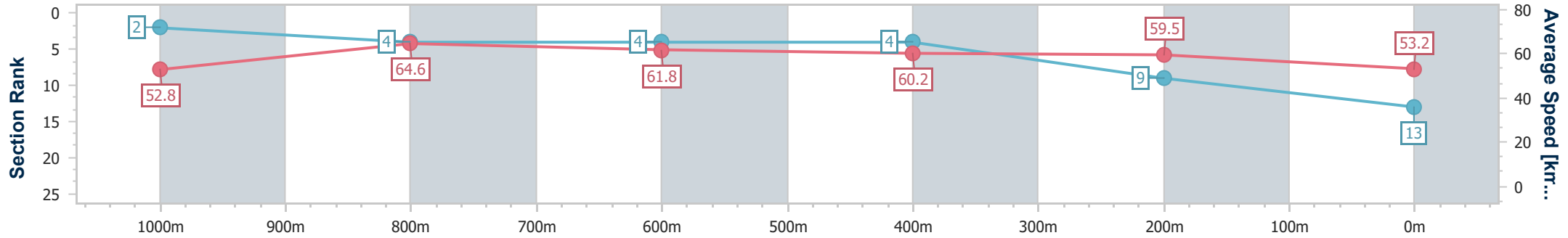
Sunshine Coast QLD Professional
Race 5: MASTERFOODS PROFESSIONAL Maiden Handicap - 1200m



13 August 2023 - 15:01

Track Rating: Good 4, Weather: Fine, Rail Position: +3m Entire

Section	Overall	1000m	800m	600m	400m	200m
Section Times	1:14.18 [13] (0:13.64)	1:00.54 [2] (0:11.20)	0:49.34 [4] (0:11.70)	0:37.64 [4] (0:12.00)	0:25.64 [4] (0:12.09)	0:13.55 [9] (0:13.55)
Average Speed [km/h]	52.8	64.6	61.8	60.2	59.5	53.2
Top Speed [km/h]	67.8	66.4	63.2	61.8	61.8	57.4
Avg. Dist. to Rail [m]	3.0	1.5	1.0	0.4	2.3	2.6
Avg. Stride Freq. [Hz]	2.4	2.5	2.4	2.3	2.4	2.3
Avg. Stride Length [m]	6.0	7.3	7.2	7.1	7.0	6.5



- [] Ranking at each section and finish
- .-.- No data available at this section
- NA No data available



Horse/Jockey Name	Ready To Mingle
Final Rank	14
Fastest Section Time (Section)	0:11.02 (1000m)
Top Speed [km/h] (Section)	67.9 (1000m)
Race State	Finished



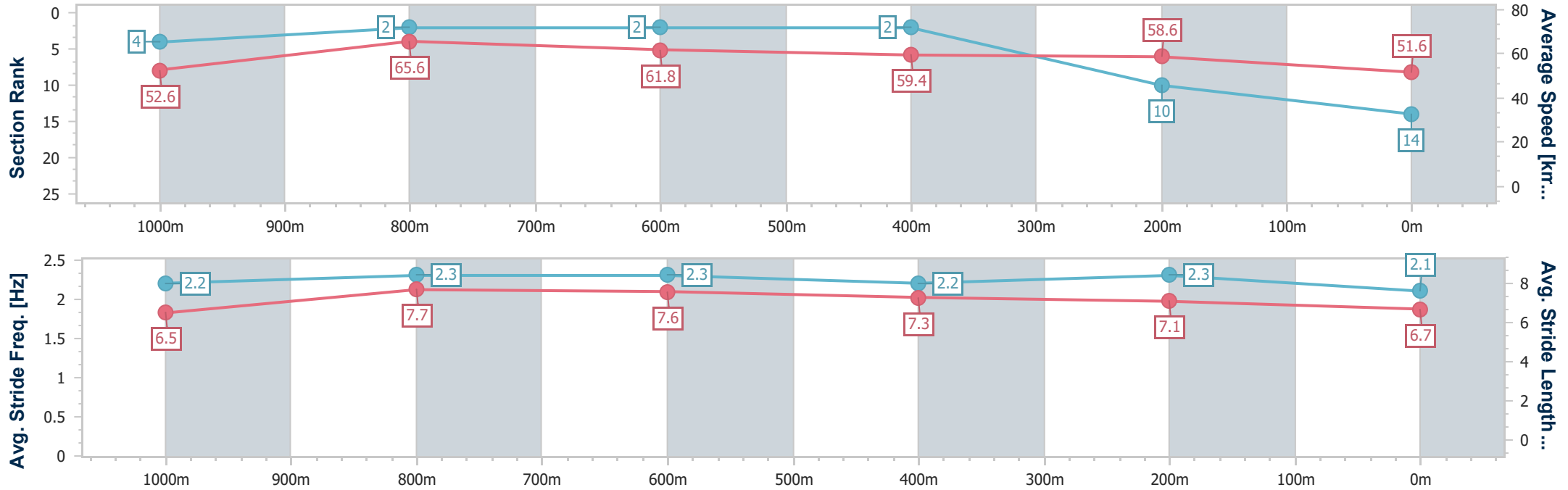
Sunshine Coast QLD Professional
Race 5: MASTERFOODS PROFESSIONAL Maiden Handicap - 1200m



13 August 2023 - 15:01

Track Rating: Good 4, Weather: Fine, Rail Position: +3m Entire

Section	Overall	1000m	800m	600m	400m	200m
Section Times	1:14.60 [14] (0:13.68)	1:00.92 [4] (0:11.02)	0:49.90 [2] (0:11.58)	0:38.32 [2] (0:12.05)	0:26.27 [2] (0:12.31)	0:13.96 [10] (0:13.96)
Average Speed [km/h]	52.6	65.6	61.8	59.4	58.6	51.6
Top Speed [km/h]	67.8	67.9	64.0	60.7	59.8	55.9
Avg. Dist. to Rail [m]	5.9	2.1	1.1	1.0	2.8	3.8
Avg. Stride Freq. [Hz]	2.2	2.3	2.3	2.2	2.3	2.1
Avg. Stride Length [m]	6.5	7.7	7.6	7.3	7.1	6.7



- [] Ranking at each section and finish
- .-.- No data available at this section
- NA No data available