



Townsville QLD Professional

Race 11: HEAVY HAULAGE ASSETS BENCHMARK 70 Handicap - 1200m

12 August 2023 - 17:20



Track Rating: Good 4, Weather: Fine, Rail Position: True

Section		Overall										Last 600m	
Field Times		1:09.53 (0:13.53)										0:34.21	
		1000m										800m	
		0:56.00 (0:10.82)										0:45.18 (0:10.97)	
		800m										600m	
		0:44.99 [3] (0:10.92)										0:34.21 (0:11.18)	
		600m										400m	
		0:34.07 [2] (0:11.04)										0:23.03 (0:11.28)	
		400m										200m	
		0:23.03 [1] (0:11.28)										0:11.75 (0:11.75)	
		200m										Last 600m	
		0:11.75 [1] (0:11.75)										0:34.21	
Rank	TAB	Horse/Jockey	Barrier	Top Speed [km/h]	Fastest Section	Overall	1000m	800m	600m	400m	200m	Margin	Distance Travelled [m]
1	8	COURTESY BUS Ryan Wiggins	11	68.9	0:10.89	1:09.53 [1] (0:13.65)	0:55.88 [3] (0:10.89)	0:44.99 [3] (0:10.92)	0:34.07 [2] (0:11.04)	0:23.03 [1] (0:11.28)	0:11.75 [1] (0:11.75)	1:09.53	0:34.07
2	13	FINALLY REALISE Adrian Layt	3	67.6	0:10.87	1:09.59 [2] (0:14.08)	0:55.51 [9] (0:10.87)	0:44.64 [8] (0:11.05)	0:33.59 [8] (0:11.03)	0:22.56 [8] (0:10.94)	0:11.62 [4] (0:11.62)	0.3L	0:33.59 +0
2	9	SPELLCATCHER Georgina Cartwright	1	67.5	0:10.84	1:09.59 [2] (0:13.61)	0:55.98 [2] (0:10.84)	0:45.14 [2] (0:11.11)	0:34.03 [3] (0:11.13)	0:22.90 [4] (0:11.09)	0:11.81 [2] (0:11.81)	0.3L	0:34.03 +2
4	20	CARESSING RUPERT Rachel Shred	13	70.0	0:10.91	1:09.65 [4] (0:14.15)	0:55.50 [10] (0:11.21)	0:44.29 [11] (0:10.93)	0:33.36 [12] (0:11.00)	0:22.36 [11] (0:10.91)	0:11.45 [10] (0:11.45)	0.5L	0:33.36 +7
5	21	NEVER CRY Masayuki Abe	10	67.7	0:10.92	1:09.66 [5] (0:14.07)	0:55.59 [8] (0:10.92)	0:44.67 [9] (0:11.02)	0:33.65 [9] (0:11.13)	0:22.52 [9] (0:11.03)	0:11.49 [9] (0:11.49)	0.6L	0:33.65 +8
6	15	STATS Nathan Day	20	69.6	0:10.85	1:09.78 [6] (0:14.64)	0:55.14 [16] (0:11.01)	0:44.13 [14] (0:10.85)	0:33.28 [14] (0:10.88)	0:22.40 [14] (0:10.89)	0:11.51 [11] (0:11.51)	1.1L	0:33.28 -3
7	16	KNOCKKNEE Tiffani Brooker	15	68.8	0:10.89	1:09.83 [7] (0:14.30)	0:55.53 [12] (0:11.13)	0:44.40 [12] (0:10.89)	0:33.51 [13] (0:10.99)	0:22.52 [12] (0:10.97)	0:11.55 [12] (0:11.55)	1.3L	0:33.51 +5
8	17	TEN SCHILLING Lacey Morrison	7	67.6	0:10.92	1:09.88 [8] (0:13.96)	0:55.92 [6] (0:10.92)	0:45.00 [7] (0:10.99)	0:34.01 [7] (0:11.07)	0:22.94 [7] (0:11.05)	0:11.89 [6] (0:11.89)	1.5L	0:34.01 +3
9	2	BAKUHATSU Pietro Romeo	4	67.9	0:10.82	1:09.96 [9] (0:13.53)	0:56.43 [1] (0:10.82)	0:45.61 [1] (0:10.97)	0:34.64 [1] (0:11.20)	0:23.44 [2] (0:11.29)	0:12.15 [3] (0:12.15)	1.9L	0:34.64 -1
10	12	TEMPO Jason Taylor	23	69.3	0:10.76	1:10.03 [10] (0:14.02)	0:56.01 [7] (0:10.84)	0:45.17 [6] (0:10.76)	0:34.41 [4] (0:11.05)	0:23.36 [3] (0:11.31)	0:12.05 [5] (0:12.05)	2.2L	0:34.41 +10

Scratched: Bones (#1), Ready For Magic (#4), Focus (#18), O'mudgee (#3), Count Of Carford (#10), Star Banner (#22), Pomade (#23), Wolff Boss (#24)

[] Ranking at each section and finish
-:--:- No data available at this section
NA No data available

SCN Saddle cloth number
DNF Did not finish
DNT Did not track



Townsville QLD Professional

Race 11: HEAVY HAULAGE ASSETS BENCHMARK 70 Handicap - 1200m

12 August 2023 - 17:20



Track Rating: Good 4, Weather: Fine, Rail Position: True

Section		Overall	1000m	800m	600m	400m	200m	Last 600m					
Field Times		1:09.53 (0:13.53)	0:56.00 (0:10.82)	0:45.18 (0:10.97)	0:34.21 (0:11.18)	0:23.03 (0:11.28)	0:11.75 (0:11.75)	0:34.21					
Rank	TAB Horse/Jockey	Barrier	Top Speed [km/h]	Fastest Section	Margin							Distance Travelled [m]	
11	14 RAZMENT Nathan Thomas	9	67.8 800m	0:10.92 800m	1:10.13 [11] (0:14.28)	0:55.85 [11] (0:10.98)	0:44.87 [10] (0:10.92)	0:33.95 [10] (0:10.98)	0:22.97 [10] (0:10.97)	0:12.00 [8] (0:12.00)	2.7L	0:33.95	-1
12	5 GOLDEN GORGE Les Tilley	18	69.7 800m	0:10.70 800m	1:10.26 [12] (0:14.62)	0:55.64 [15] (0:10.95)	0:44.69 [13] (0:10.70)	0:33.99 [11] (0:11.08)	0:22.91 [13] (0:11.08)	0:11.83 [14] (0:11.83)	3.2L	0:33.99	+6
13	7 COCHRANE Carl Spry	8	68.1 1000m	0:10.85 1000m	1:10.39 [13] (0:13.88)	0:56.51 [5] (0:10.85)	0:45.66 [5] (0:10.97)	0:34.69 [5] (0:11.23)	0:23.46 [6] (0:11.19)	0:12.27 [7] (0:12.27)	4L	0:34.69	+6
14	6 OVERSEAS Chris Whiteley	24	69.7 800m	0:10.78 800m	1:10.47 [14] (0:14.45)	0:56.02 [13] (0:11.30)	0:44.72 [16] (0:10.78)	0:33.94 [15] (0:10.96)	0:22.98 [15] (0:11.13)	0:11.85 [15] (0:11.85)	4.5L	0:33.94	+8
15	19 SMARTY LEE Morgan Butler	12	67.6 800m	0:10.88 800m	1:10.91 [15] (0:14.55)	0:56.36 [14] (0:11.12)	0:45.24 [15] (0:10.88)	0:34.36 [16] (0:11.00)	0:23.36 [16] (0:11.16)	0:12.20 [16] (0:12.20)	7L	0:34.36	-1
16	11 SHEPHERD OF FIRE Harry Grace	6	68.2 1000m	0:10.89 1000m	1:10.92 [16] (0:13.74)	0:57.18 [4] (0:10.89)	0:46.29 [4] (0:11.10)	0:35.19 [6] (0:11.17)	0:24.02 [5] (0:11.39)	0:12.63 [13] (0:12.63)	7.1L	0:35.19	+8

Scratched: Bones (#1), Ready For Magic (#4), Focus (#18), O'mudgee (#3), Count Of Carford (#10), Star Banner (#22), Pomade (#23), Wolff Boss (#24)

[] Ranking at each section and finish
 -:-:- No data available at this section
 NA No data available

SCN Saddle cloth number
 DNF Did not finish
 DNT Did not track



Horse/Jockey Name	Courtesy Bus
Final Rank	1
Fastest Section Time (Section)	0:10.89 (1000m)
Top Speed [km/h] (Section)	68.9 (Overall)
Race State	Finished



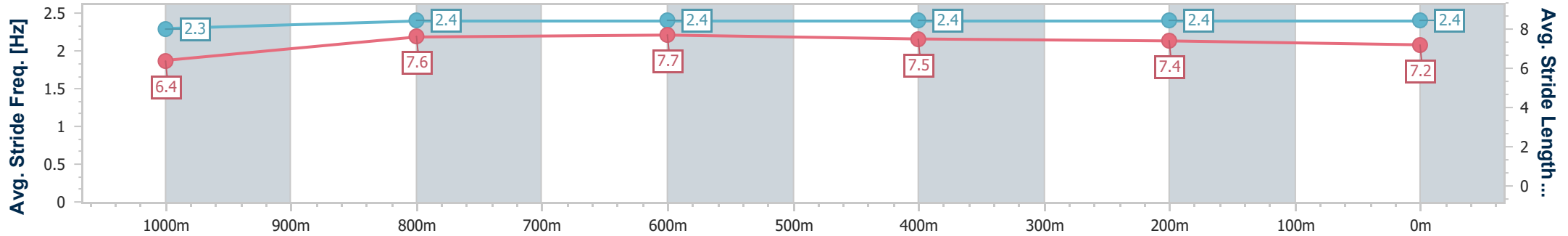
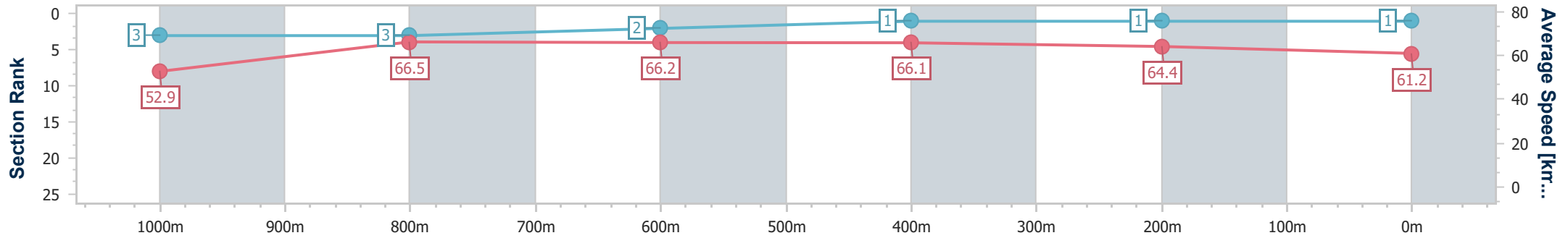
Townsville QLD Professional
Race 11: HEAVY HAULAGE ASSETS BENCHMARK 70
Handicap - 1200m

12 August 2023 - 17:20

Track Rating: Good 4, Weather: Fine, Rail Position: True



Section	Overall	1000m	800m	600m	400m	200m
Section Times	1:09.53 [1] (0:13.65)	0:55.88 [3] (0:10.89)	0:44.99 [3] (0:10.92)	0:34.07 [2] (0:11.04)	0:23.03 [1] (0:11.28)	0:11.75 [1] (0:11.75)
Average Speed [km/h]	52.9	66.5	66.2	66.1	64.4	61.2
Top Speed [km/h]	68.9	68.6	67.6	67.0	65.5	63.3
Avg. Dist. to Rail [m]	7.8	1.0	1.1	2.7	4.6	7.3
Avg. Stride Freq. [Hz]	2.3	2.4	2.4	2.4	2.4	2.4
Avg. Stride Length [m]	6.4	7.6	7.7	7.5	7.4	7.2



- [] Ranking at each section and finish
- .-.- No data available at this section
- NA No data available



Horse/Jockey Name	Spellcatcher
Final Rank	2
Fastest Section Time (Section)	0:10.84 (1000m)
Top Speed [km/h] (Section)	67.5 (600m)
Race State	Finished



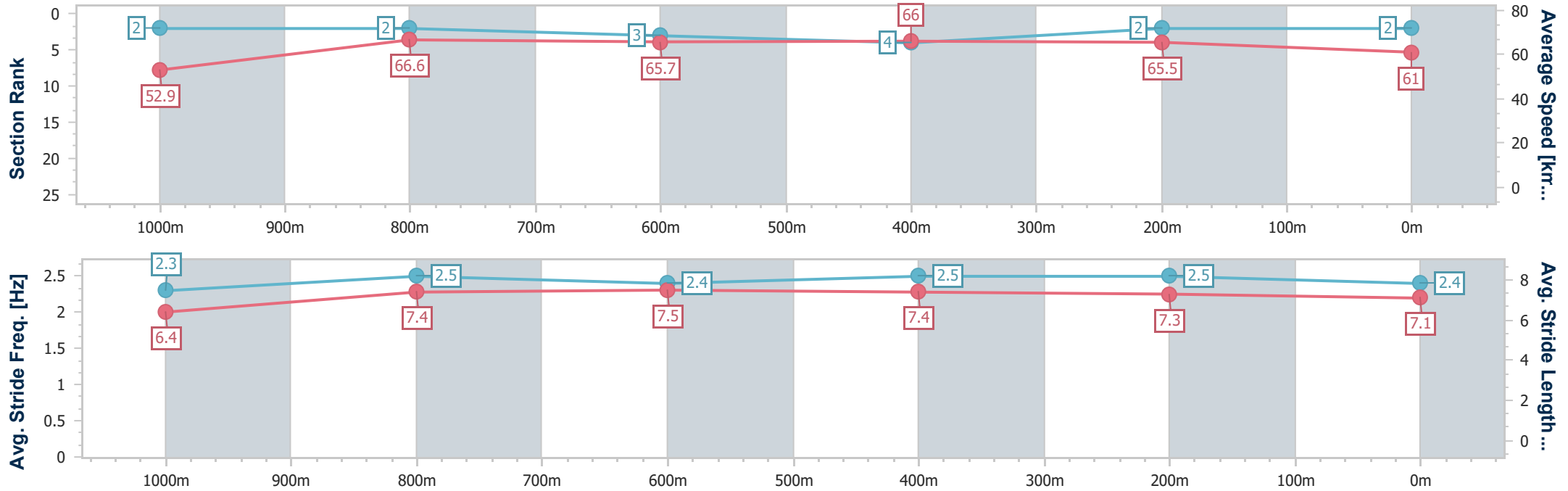
Townsville QLD Professional
Race 11: HEAVY HAULAGE ASSETS BENCHMARK 70
Handicap - 1200m

12 August 2023 - 17:20

Track Rating: Good 4, Weather: Fine, Rail Position: True



Section	Overall	1000m	800m	600m	400m	200m
Section Times	1:09.59 [2] (0:13.61)	0:55.98 [2] (0:10.84)	0:45.14 [2] (0:11.11)	0:34.03 [3] (0:11.13)	0:22.90 [4] (0:11.09)	0:11.81 [2] (0:11.81)
Average Speed [km/h]	52.9	66.6	65.7	66.0	65.5	61.0
Top Speed [km/h]	66.0	67.0	67.0	67.5	66.8	64.4
Avg. Dist. to Rail [m]	1.9	0.5	2.6	4.0	5.5	7.9
Avg. Stride Freq. [Hz]	2.3	2.5	2.4	2.5	2.5	2.4
Avg. Stride Length [m]	6.4	7.4	7.5	7.4	7.3	7.1



- [] Ranking at each section and finish
- .-.- No data available at this section
- NA No data available



Horse/Jockey Name	Finally Realise
Final Rank	2
Fastest Section Time (Section)	0:10.87 (1000m)
Top Speed [km/h] (Section)	67.6 (600m)
Race State	Finished



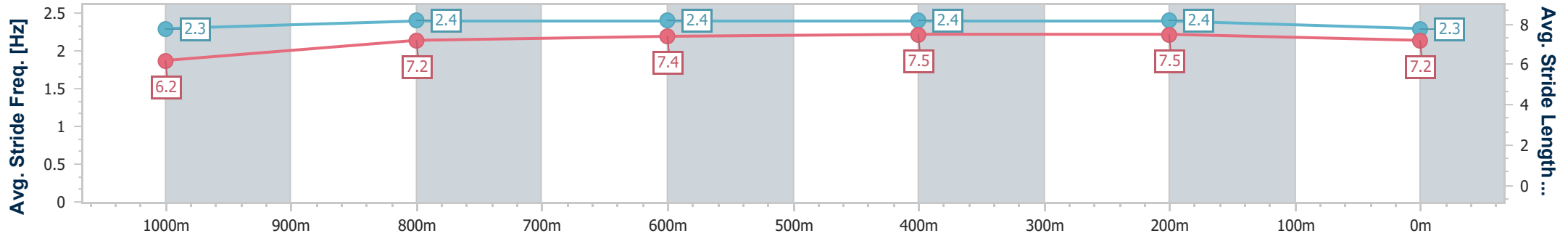
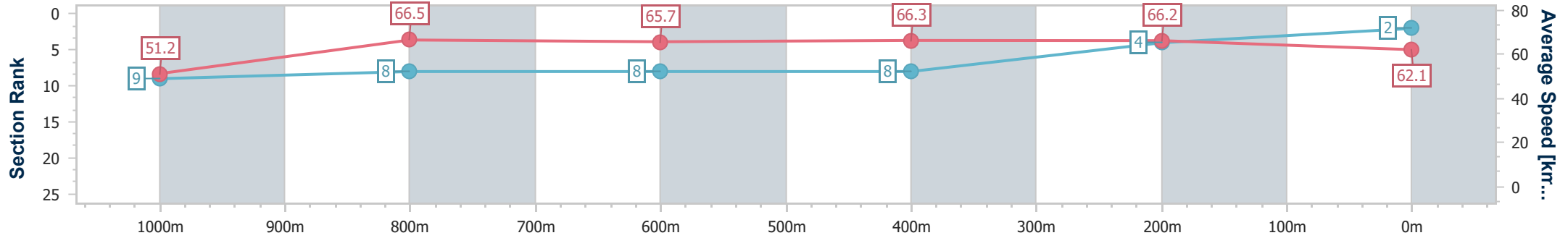
Townsville QLD Professional
 Race 11: HEAVY HAULAGE ASSETS BENCHMARK 70
 Handicap - 1200m



12 August 2023 - 17:20

Track Rating: Good 4, Weather: Fine, Rail Position: True

Section	Overall	1000m	800m	600m	400m	200m
Section Times	1:09.59 [2] (0:14.08)	0:55.51 [9] (0:10.87)	0:44.64 [8] (0:11.05)	0:33.59 [8] (0:11.03)	0:22.56 [8] (0:10.94)	0:11.62 [4] (0:11.62)
Average Speed [km/h]	51.2	66.5	65.7	66.3	66.2	62.1
Top Speed [km/h]	67.2	66.9	67.2	67.6	67.4	64.2
Avg. Dist. to Rail [m]	2.8	0.5	1.8	3.4	4.1	6.4
Avg. Stride Freq. [Hz]	2.3	2.4	2.4	2.4	2.4	2.3
Avg. Stride Length [m]	6.2	7.2	7.4	7.5	7.5	7.2



- [] Ranking at each section and finish
- .-.- No data available at this section
- NA No data available



Horse/Jockey Name	Caressing Rupert
Final Rank	4
Fastest Section Time (Section)	0:10.91 (400m)
Top Speed [km/h] (Section)	70.0 (800m)
Race State	Finished



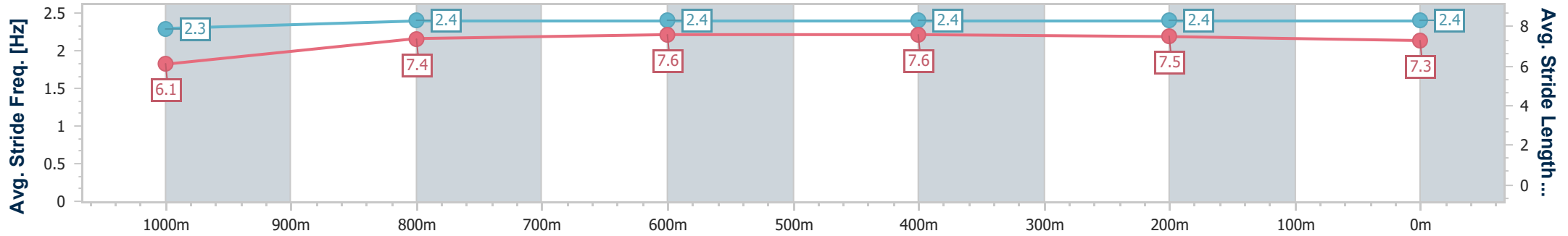
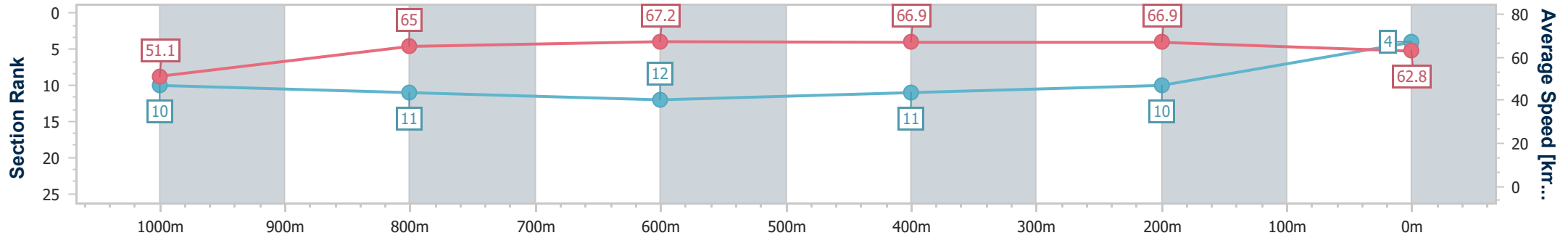
Townsville QLD Professional
Race 11: HEAVY HAULAGE ASSETS BENCHMARK 70
Handicap - 1200m

12 August 2023 - 17:20

Track Rating: Good 4, Weather: Fine, Rail Position: True



Section	Overall	1000m	800m	600m	400m	200m
Section Times	1:09.65 [4] (0:14.15)	0:55.50 [10] (0:11.21)	0:44.29 [11] (0:10.93)	0:33.36 [12] (0:11.00)	0:22.36 [11] (0:10.91)	0:11.45 [10] (0:11.45)
Average Speed [km/h]	51.1	65.0	67.2	66.9	66.9	62.8
Top Speed [km/h]	64.6	66.4	70.0	68.3	67.9	66.2
Avg. Dist. to Rail [m]	7.5	2.4	3.6	4.7	7.9	12.3
Avg. Stride Freq. [Hz]	2.3	2.4	2.4	2.4	2.4	2.4
Avg. Stride Length [m]	6.1	7.4	7.6	7.6	7.5	7.3



- [] Ranking at each section and finish
- .-.- No data available at this section
- NA No data available



Horse/Jockey Name	Never Cry
Final Rank	5
Fastest Section Time (Section)	0:10.92 (1000m)
Top Speed [km/h] (Section)	67.7 (1000m)
Race State	Finished



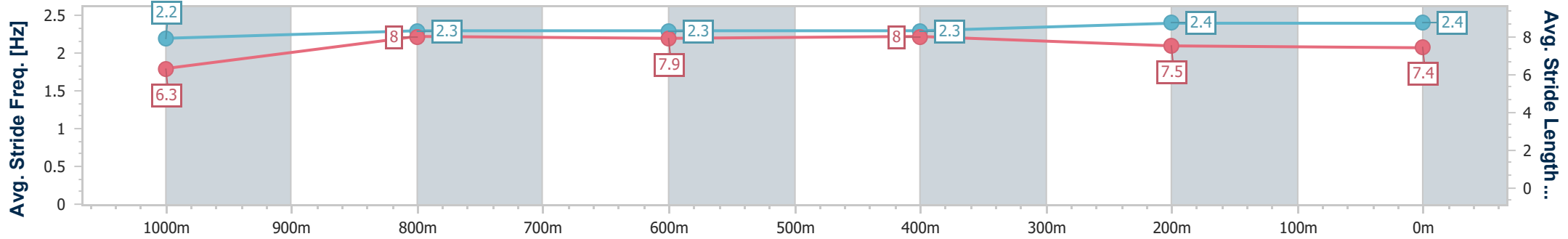
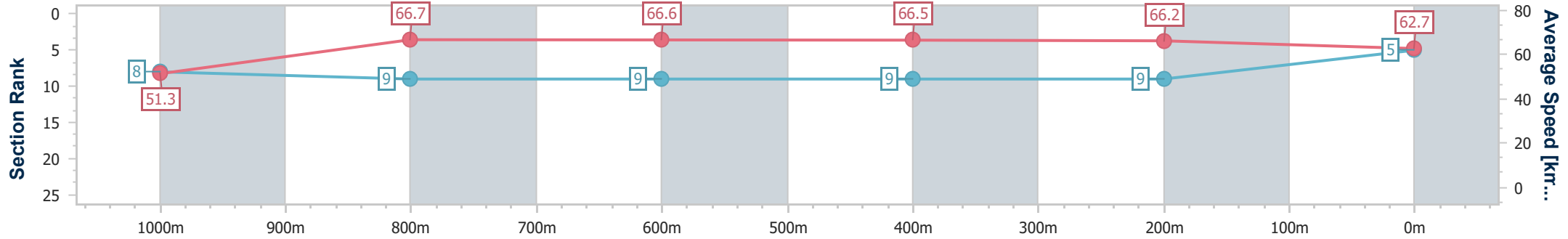
Townsville QLD Professional
Race 11: HEAVY HAULAGE ASSETS BENCHMARK 70
Handicap - 1200m

12 August 2023 - 17:20

Track Rating: Good 4, Weather: Fine, Rail Position: True



Section	Overall	1000m	800m	600m	400m	200m
Section Times	1:09.66 [5] (0:14.07)	0:55.59 [8] (0:10.92)	0:44.67 [9] (0:11.02)	0:33.65 [9] (0:11.13)	0:22.52 [9] (0:11.03)	0:11.49 [9] (0:11.49)
Average Speed [km/h]	51.3	66.7	66.6	66.5	66.2	62.7
Top Speed [km/h]	65.1	67.7	67.4	67.5	67.2	65.6
Avg. Dist. to Rail [m]	6.9	2.4	4.1	5.4	7.8	12.3
Avg. Stride Freq. [Hz]	2.2	2.3	2.3	2.3	2.4	2.4
Avg. Stride Length [m]	6.3	8.0	7.9	8.0	7.5	7.4



- [] Ranking at each section and finish
- .-.- No data available at this section
- NA No data available



Horse/Jockey Name	Stats
Final Rank	6
Fastest Section Time (Section)	0:10.85 (800m)
Top Speed [km/h] (Section)	69.6 (400m)
Race State	Finished



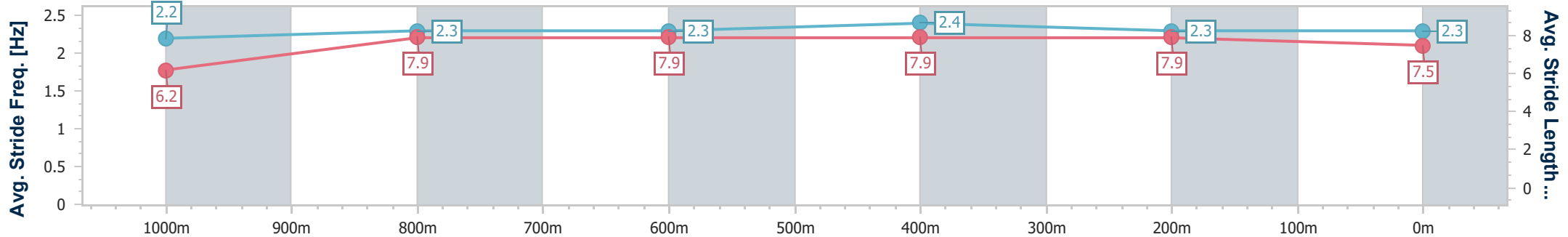
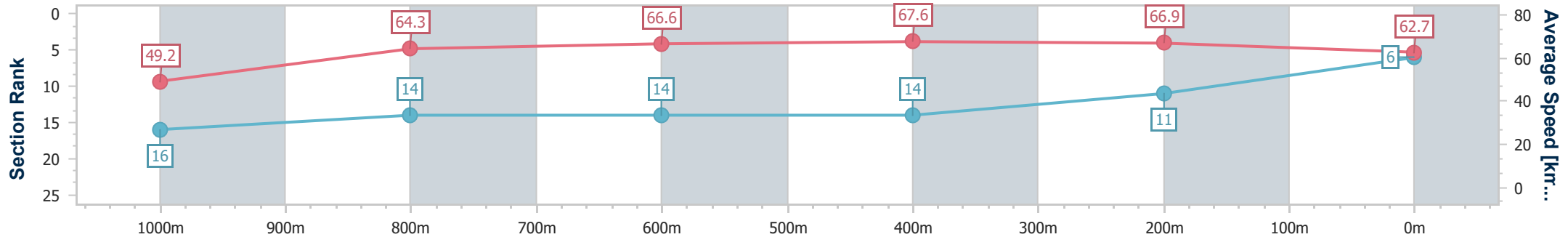
Townsville QLD Professional
Race 11: HEAVY HAULAGE ASSETS BENCHMARK 70
Handicap - 1200m

12 August 2023 - 17:20

Track Rating: Good 4, Weather: Fine, Rail Position: True



Section	Overall	1000m	800m	600m	400m	200m
Section Times	1:09.78 [6] (0:14.64)	0:55.14 [16] (0:11.01)	0:44.13 [14] (0:10.85)	0:33.28 [14] (0:10.88)	0:22.40 [14] (0:10.89)	0:11.51 [11] (0:11.51)
Average Speed [km/h]	49.2	64.3	66.6	67.6	66.9	62.7
Top Speed [km/h]	64.0	64.9	68.2	69.4	69.6	64.7
Avg. Dist. to Rail [m]	6.1	3.6	1.8	4.6	7.3	9.3
Avg. Stride Freq. [Hz]	2.2	2.3	2.3	2.4	2.3	2.3
Avg. Stride Length [m]	6.2	7.9	7.9	7.9	7.9	7.5



- [] Ranking at each section and finish
- .-.- No data available at this section
- NA No data available



Horse/Jockey Name	Knockknee
Final Rank	7
Fastest Section Time (Section)	0:10.89 (800m)
Top Speed [km/h] (Section)	68.8 (600m)
Race State	Finished



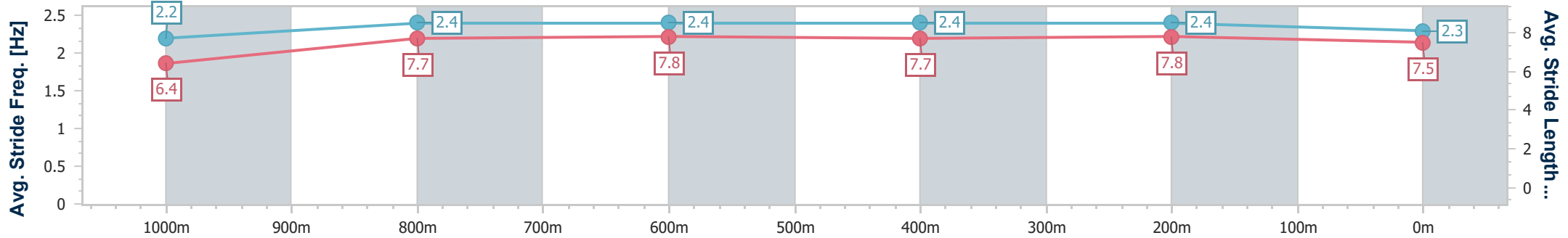
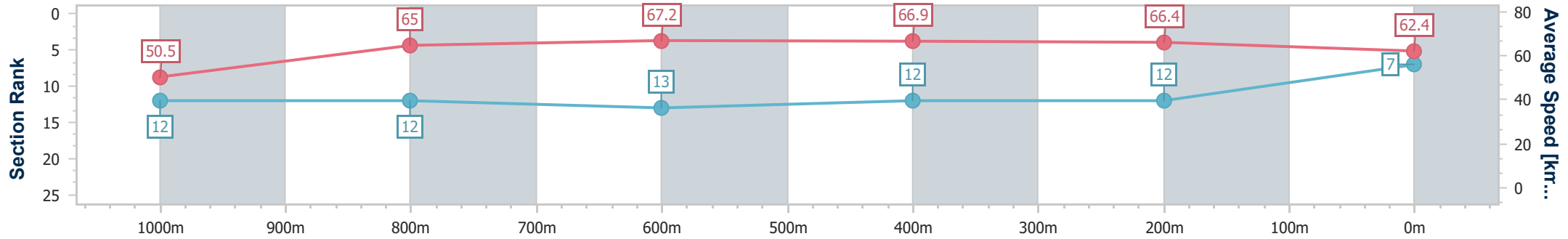
Townsville QLD Professional
Race 11: HEAVY HAULAGE ASSETS BENCHMARK 70
Handicap - 1200m

12 August 2023 - 17:20

Track Rating: Good 4, Weather: Fine, Rail Position: True



Section	Overall	1000m	800m	600m	400m	200m
Section Times	1:09.83 [7] (0:14.30)	0:55.53 [12] (0:11.13)	0:44.40 [12] (0:10.89)	0:33.51 [13] (0:10.99)	0:22.52 [12] (0:10.97)	0:11.55 [12] (0:11.55)
Average Speed [km/h]	50.5	65.0	67.2	66.9	66.4	62.4
Top Speed [km/h]	63.8	65.8	68.3	68.8	68.7	65.1
Avg. Dist. to Rail [m]	8.5	1.1	3.5	4.3	5.5	7.2
Avg. Stride Freq. [Hz]	2.2	2.4	2.4	2.4	2.4	2.3
Avg. Stride Length [m]	6.4	7.7	7.8	7.7	7.8	7.5



- [] Ranking at each section and finish
- .-.- No data available at this section
- NA No data available



Horse/Jockey Name	Ten Schilling
Final Rank	8
Fastest Section Time (Section)	0:10.92 (1000m)
Top Speed [km/h] (Section)	67.6 (1000m)
Race State	Finished



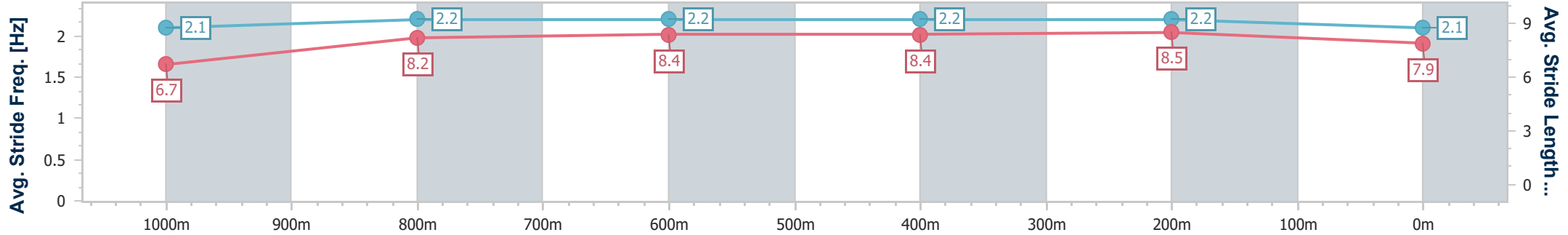
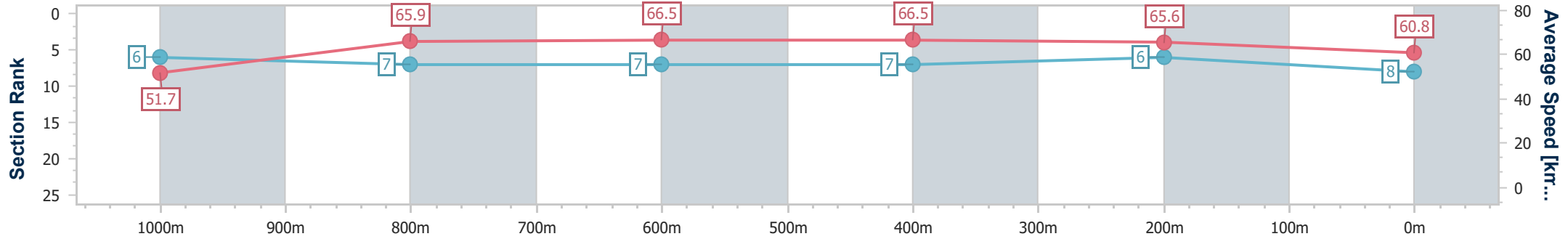
Townsville QLD Professional
Race 11: HEAVY HAULAGE ASSETS BENCHMARK 70
Handicap - 1200m

12 August 2023 - 17:20

Track Rating: Good 4, Weather: Fine, Rail Position: True



Section	Overall	1000m	800m	600m	400m	200m
Section Times	1:09.88 [8] (0:13.96)	0:55.92 [6] (0:10.92)	0:45.00 [7] (0:10.99)	0:34.01 [7] (0:11.07)	0:22.94 [7] (0:11.05)	0:11.89 [6] (0:11.89)
Average Speed [km/h]	51.7	65.9	66.5	66.5	65.6	60.8
Top Speed [km/h]	65.6	67.6	67.4	67.1	66.6	65.8
Avg. Dist. to Rail [m]	4.4	0.6	2.7	4.7	6.1	8.5
Avg. Stride Freq. [Hz]	2.1	2.2	2.2	2.2	2.2	2.1
Avg. Stride Length [m]	6.7	8.2	8.4	8.4	8.5	7.9



- [] Ranking at each section and finish
- .-.- No data available at this section
- NA No data available



Horse/Jockey Name	Bakuhatsu
Final Rank	9
Fastest Section Time (Section)	0:10.82 (1000m)
Top Speed [km/h] (Section)	67.9 (Overall)
Race State	Finished



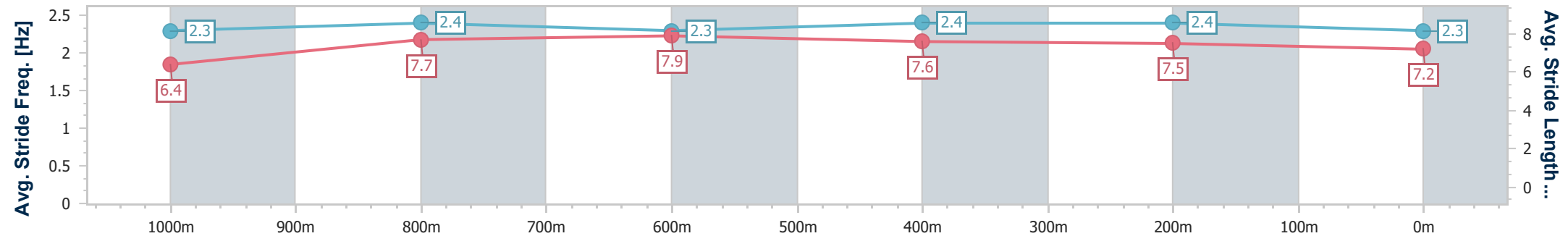
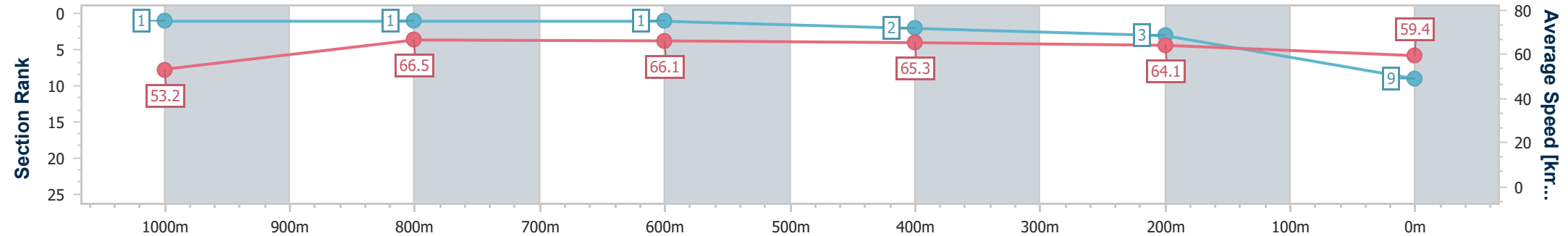
Townsville QLD Professional
Race 11: HEAVY HAULAGE ASSETS BENCHMARK 70
Handicap - 1200m

12 August 2023 - 17:20

Track Rating: Good 4, Weather: Fine, Rail Position: True



Section	Overall	1000m	800m	600m	400m	200m
Section Times	1:09.96 [9] (0:13.53)	0:56.43 [1] (0:10.82)	0:45.61 [1] (0:10.97)	0:34.64 [1] (0:11.20)	0:23.44 [2] (0:11.29)	0:12.15 [3] (0:12.15)
Average Speed [km/h]	53.2	66.5	66.1	65.3	64.1	59.4
Top Speed [km/h]	67.9	67.8	67.0	66.8	66.7	62.9
Avg. Dist. to Rail [m]	2.2	0.4	1.4	3.2	3.7	5.0
Avg. Stride Freq. [Hz]	2.3	2.4	2.3	2.4	2.4	2.3
Avg. Stride Length [m]	6.4	7.7	7.9	7.6	7.5	7.2



- [] Ranking at each section and finish
- .-.- No data available at this section
- NA No data available



Horse/Jockey Name	Tempo
Final Rank	10
Fastest Section Time (Section)	0:10.76 (800m)
Top Speed [km/h] (Section)	69.3 (800m)
Race State	Finished



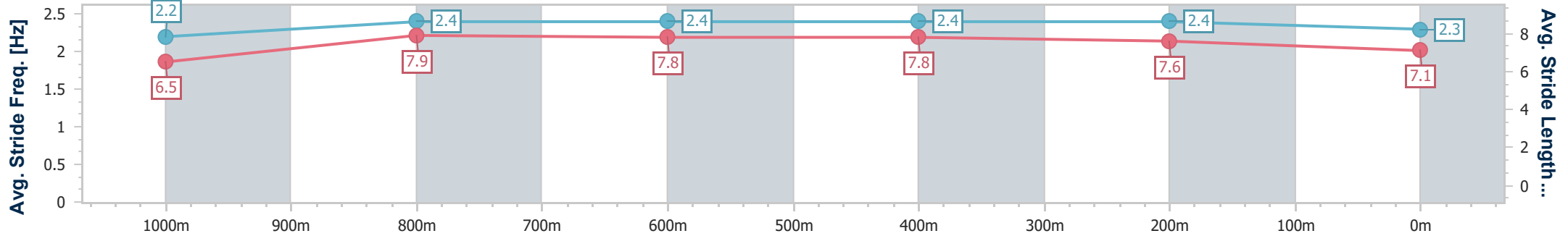
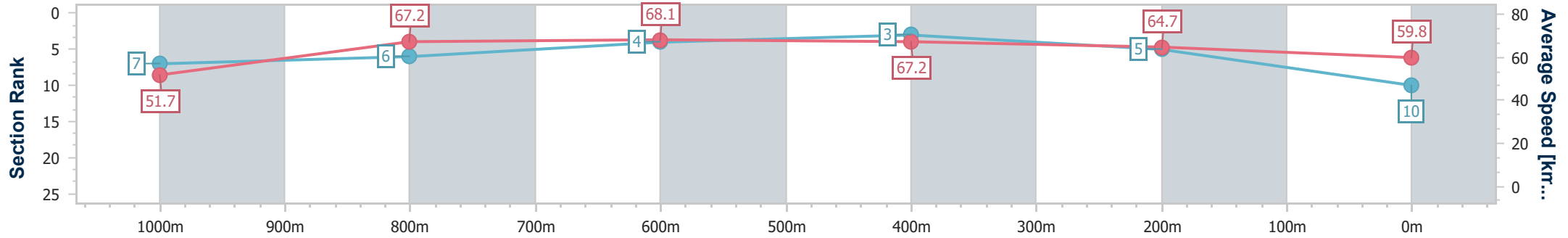
Townsville QLD Professional
Race 11: HEAVY HAULAGE ASSETS BENCHMARK 70
Handicap - 1200m

12 August 2023 - 17:20

Track Rating: Good 4, Weather: Fine, Rail Position: True



Section	Overall	1000m	800m	600m	400m	200m
Section Times	1:10.03 [10] (0:14.02)	0:56.01 [7] (0:10.84)	0:45.17 [6] (0:10.76)	0:34.41 [4] (0:11.05)	0:23.36 [3] (0:11.31)	0:12.05 [5] (0:12.05)
Average Speed [km/h]	51.7	67.2	68.1	67.2	64.7	59.8
Top Speed [km/h]	66.4	68.9	69.3	69.3	65.8	63.9
Avg. Dist. to Rail [m]	12.1	2.3	3.7	6.4	8.3	10.6
Avg. Stride Freq. [Hz]	2.2	2.4	2.4	2.4	2.4	2.3
Avg. Stride Length [m]	6.5	7.9	7.8	7.8	7.6	7.1



- [] Ranking at each section and finish
- .-.- No data available at this section
- NA No data available



Horse/Jockey Name	Razment
Final Rank	11
Fastest Section Time (Section)	0:10.92 (800m)
Top Speed [km/h] (Section)	67.8 (800m)
Race State	Finished



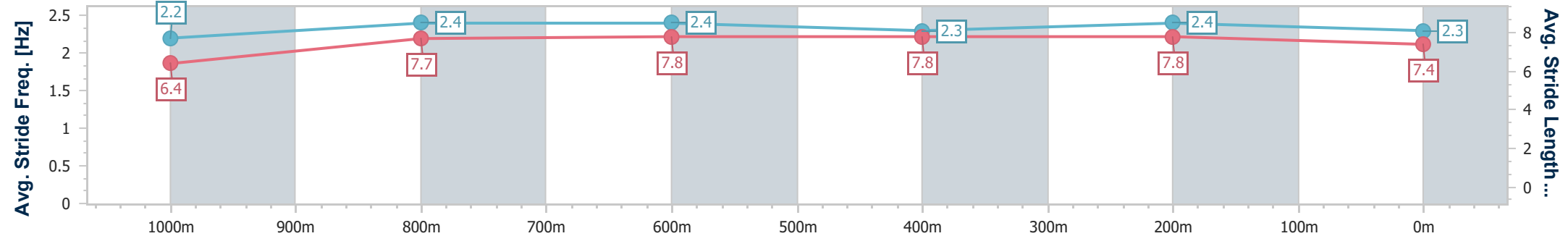
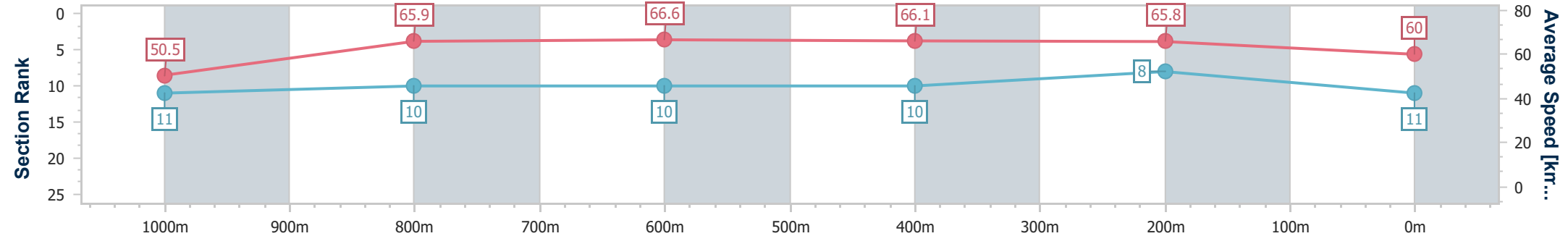
Townsville QLD Professional
Race 11: HEAVY HAULAGE ASSETS BENCHMARK 70
Handicap - 1200m

12 August 2023 - 17:20

Track Rating: Good 4, Weather: Fine, Rail Position: True



Section	Overall	1000m	800m	600m	400m	200m
Section Times	1:10.13 [11] (0:14.28)	0:55.85 [11] (0:10.98)	0:44.87 [10] (0:10.92)	0:33.95 [10] (0:10.98)	0:22.97 [10] (0:10.97)	0:12.00 [8] (0:12.00)
Average Speed [km/h]	50.5	65.9	66.6	66.1	65.8	60.0
Top Speed [km/h]	65.7	66.4	67.8	66.8	67.6	64.3
Avg. Dist. to Rail [m]	5.0	0.9	2.2	1.6	2.2	5.6
Avg. Stride Freq. [Hz]	2.2	2.4	2.4	2.3	2.4	2.3
Avg. Stride Length [m]	6.4	7.7	7.8	7.8	7.8	7.4



- [] Ranking at each section and finish
- .-.- No data available at this section
- NA No data available



Horse/Jockey Name	Golden Gorge
Final Rank	12
Fastest Section Time (Section)	0:10.70 (800m)
Top Speed [km/h] (Section)	69.7 (800m)
Race State	Finished



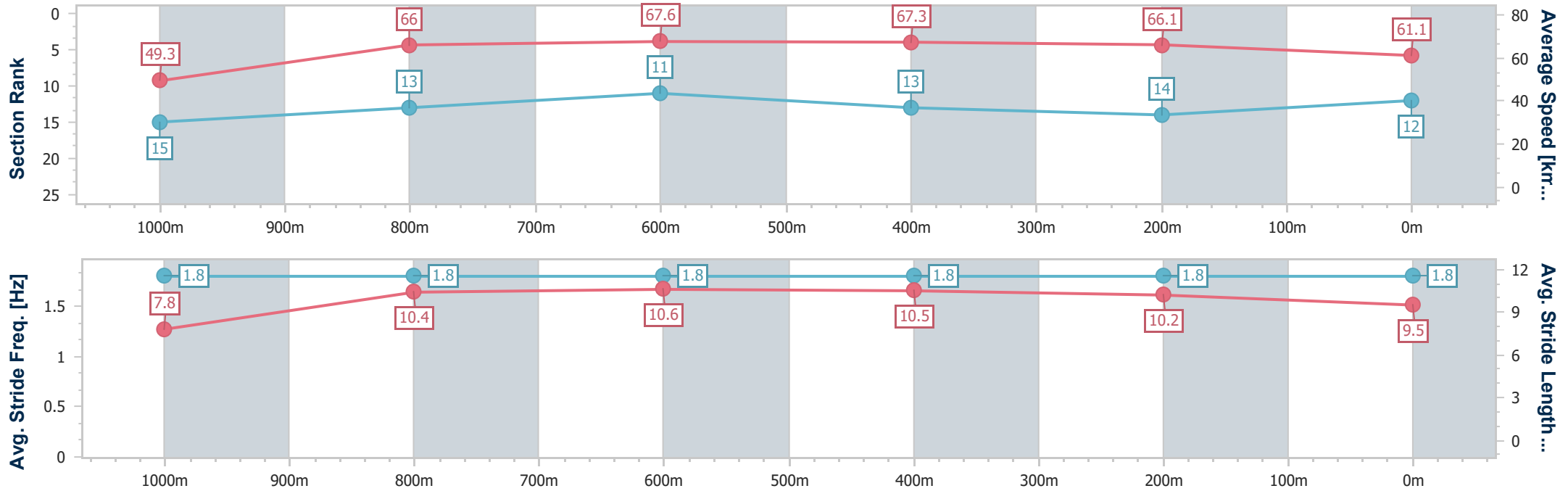
Townsville QLD Professional
 Race 11: HEAVY HAULAGE ASSETS BENCHMARK 70
 Handicap - 1200m



12 August 2023 - 17:20

Track Rating: Good 4, Weather: Fine, Rail Position: True

Section	Overall	1000m	800m	600m	400m	200m
Section Times	1:10.26 [12] (0:14.62)	0:55.64 [15] (0:10.95)	0:44.69 [13] (0:10.70)	0:33.99 [11] (0:11.08)	0:22.91 [13] (0:11.08)	0:11.83 [14] (0:11.83)
Average Speed [km/h]	49.3	66.0	67.6	67.3	66.1	61.1
Top Speed [km/h]	65.9	67.7	69.7	68.4	68.7	65.5
Avg. Dist. to Rail [m]	10.7	0.7	1.2	6.6	12.2	14.6
Avg. Stride Freq. [Hz]	1.8	1.8	1.8	1.8	1.8	1.8
Avg. Stride Length [m]	7.8	10.4	10.6	10.5	10.2	9.5



- [] Ranking at each section and finish
- .-.- No data available at this section
- NA No data available



Horse/Jockey Name	Cochrane
Final Rank	13
Fastest Section Time (Section)	0:10.85 (1000m)
Top Speed [km/h] (Section)	68.1 (1000m)
Race State	Finished



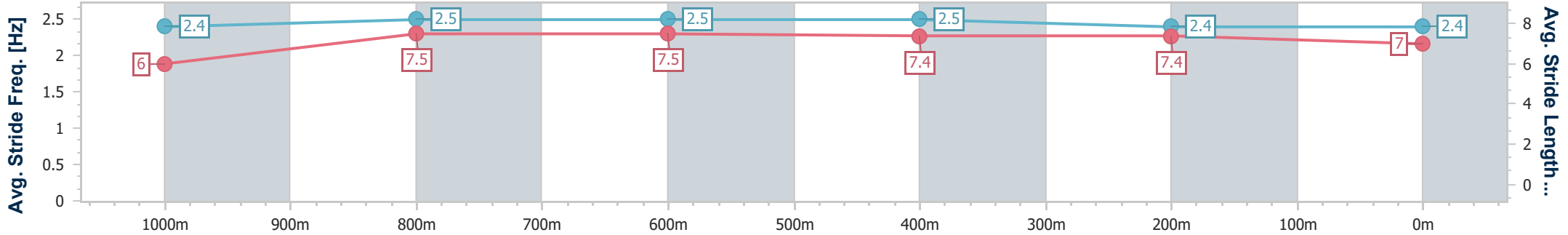
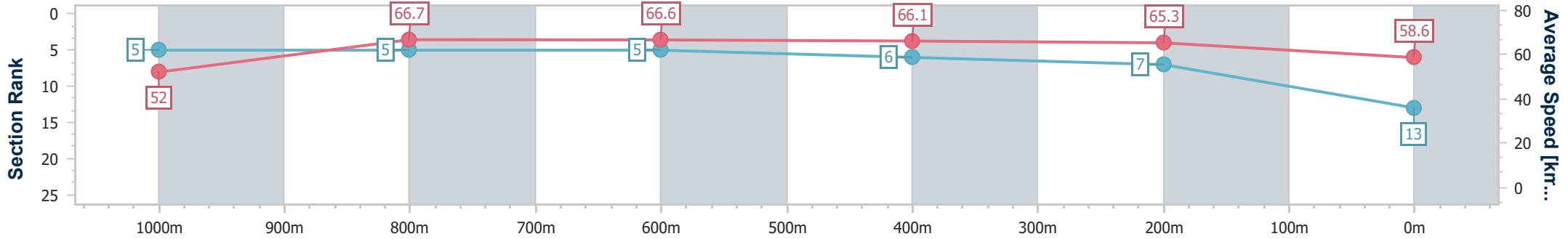
Townsville QLD Professional
Race 11: HEAVY HAULAGE ASSETS BENCHMARK 70
Handicap - 1200m

12 August 2023 - 17:20

Track Rating: Good 4, Weather: Fine, Rail Position: True



Section	Overall	1000m	800m	600m	400m	200m
Section Times	1:10.39 [13] (0:13.88)	0:56.51 [5] (0:10.85)	0:45.66 [5] (0:10.97)	0:34.69 [5] (0:11.23)	0:23.46 [6] (0:11.19)	0:12.27 [7] (0:12.27)
Average Speed [km/h]	52.0	66.7	66.6	66.1	65.3	58.6
Top Speed [km/h]	65.1	68.1	67.4	67.7	66.0	63.4
Avg. Dist. to Rail [m]	5.5	1.1	2.8	5.9	8.0	11.1
Avg. Stride Freq. [Hz]	2.4	2.5	2.5	2.5	2.4	2.4
Avg. Stride Length [m]	6.0	7.5	7.5	7.4	7.4	7.0



- [] Ranking at each section and finish
- .-.- No data available at this section
- NA No data available



Horse/Jockey Name	Overseas
Final Rank	14
Fastest Section Time (Section)	0:10.78 (800m)
Top Speed [km/h] (Section)	69.7 (800m)
Race State	Finished



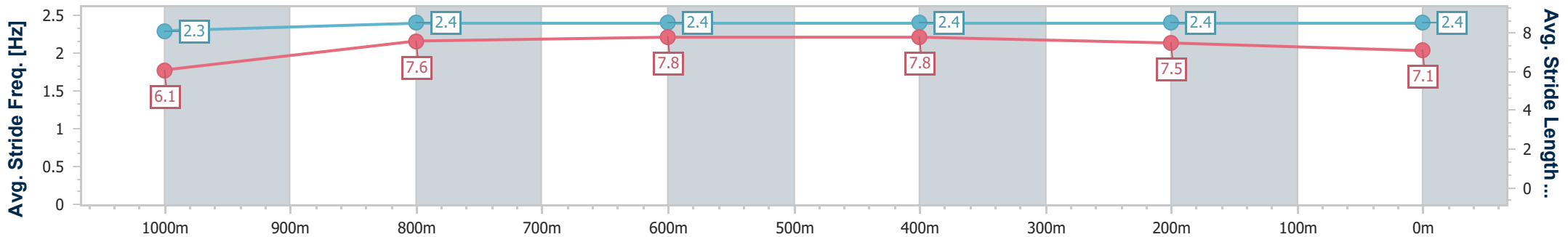
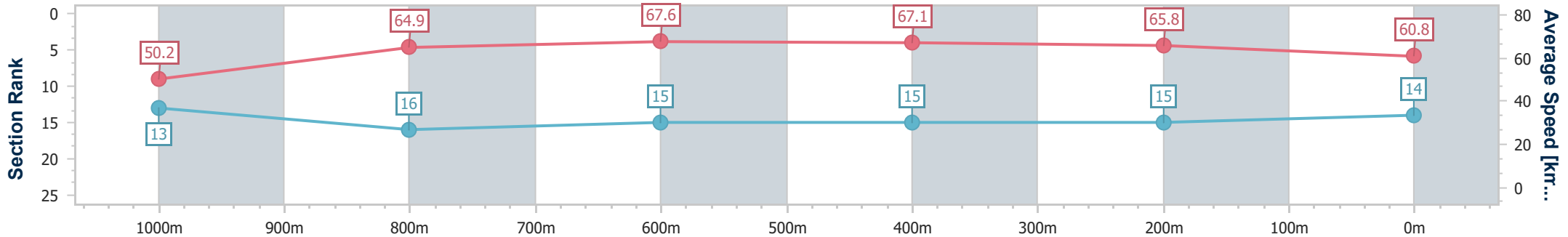
Townsville QLD Professional
Race 11: HEAVY HAULAGE ASSETS BENCHMARK 70
Handicap - 1200m

12 August 2023 - 17:20

Track Rating: Good 4, Weather: Fine, Rail Position: True



Section	Overall	1000m	800m	600m	400m	200m
Section Times	1:10.47 [14] (0:14.45)	0:56.02 [13] (0:11.30)	0:44.72 [16] (0:10.78)	0:33.94 [15] (0:10.96)	0:22.98 [15] (0:11.13)	0:11.85 [15] (0:11.85)
Average Speed [km/h]	50.2	64.9	67.6	67.1	65.8	60.8
Top Speed [km/h]	62.8	66.4	69.7	69.1	67.5	64.9
Avg. Dist. to Rail [m]	14.1	3.4	2.7	4.5	9.5	14.7
Avg. Stride Freq. [Hz]	2.3	2.4	2.4	2.4	2.4	2.4
Avg. Stride Length [m]	6.1	7.6	7.8	7.8	7.5	7.1



- [] Ranking at each section and finish
- .-.- No data available at this section
- NA No data available



Horse/Jockey Name	Smarty Lee
Final Rank	15
Fastest Section Time (Section)	0:10.88 (800m)
Top Speed [km/h] (Section)	67.6 (800m)
Race State	Finished



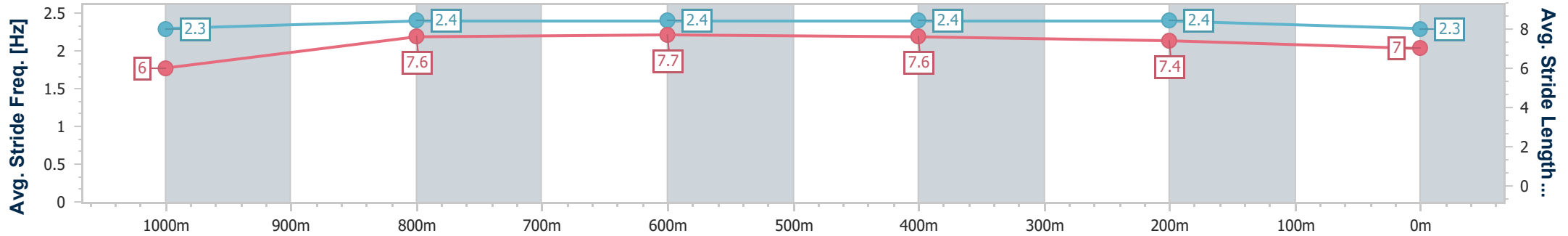
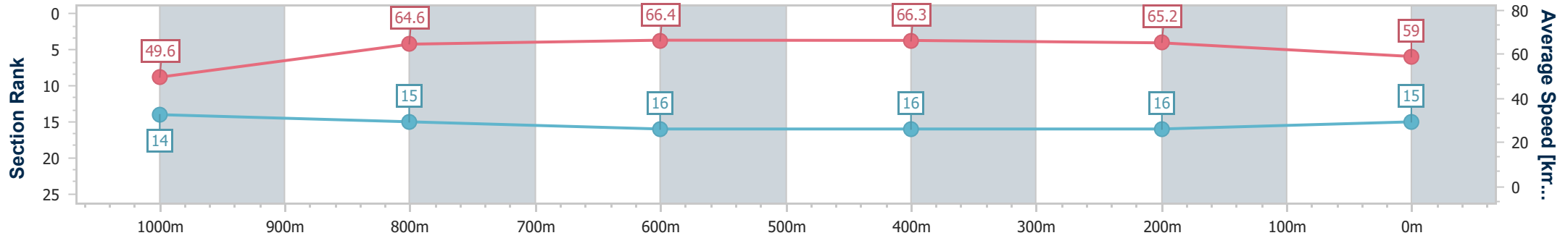
Townsville QLD Professional
 Race 11: HEAVY HAULAGE ASSETS BENCHMARK 70
 Handicap - 1200m



12 August 2023 - 17:20

Track Rating: Good 4, Weather: Fine, Rail Position: True

Section	Overall	1000m	800m	600m	400m	200m
Section Times	1:10.91 [15] (0:14.55)	0:56.36 [14] (0:11.12)	0:45.24 [15] (0:10.88)	0:34.36 [16] (0:11.00)	0:23.36 [16] (0:11.16)	0:12.20 [16] (0:12.20)
Average Speed [km/h]	49.6	64.6	66.4	66.3	65.2	59.0
Top Speed [km/h]	64.5	65.2	67.6	66.9	66.2	63.2
Avg. Dist. to Rail [m]	8.3	0.8	0.8	2.7	6.6	9.8
Avg. Stride Freq. [Hz]	2.3	2.4	2.4	2.4	2.4	2.3
Avg. Stride Length [m]	6.0	7.6	7.7	7.6	7.4	7.0



- [] Ranking at each section and finish
- .-.- No data available at this section
- NA No data available



Horse/Jockey Name	Shepherd Of Fire
Final Rank	16
Fastest Section Time (Section)	0:10.89 (1000m)
Top Speed [km/h] (Section)	68.2 (1000m)
Race State	Finished



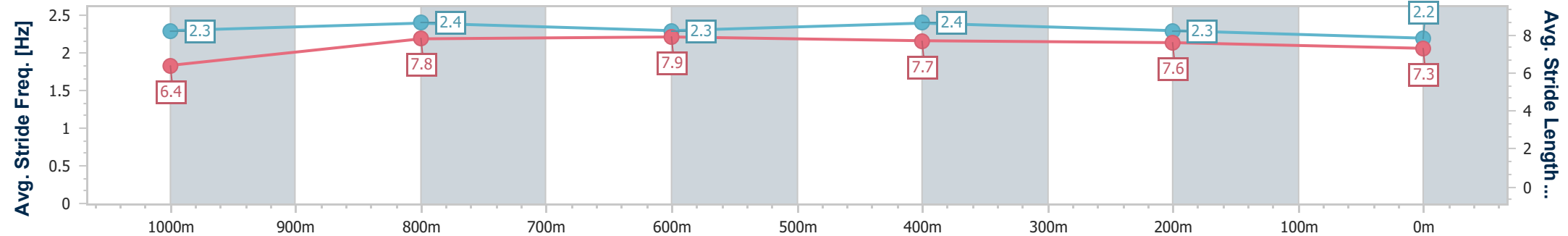
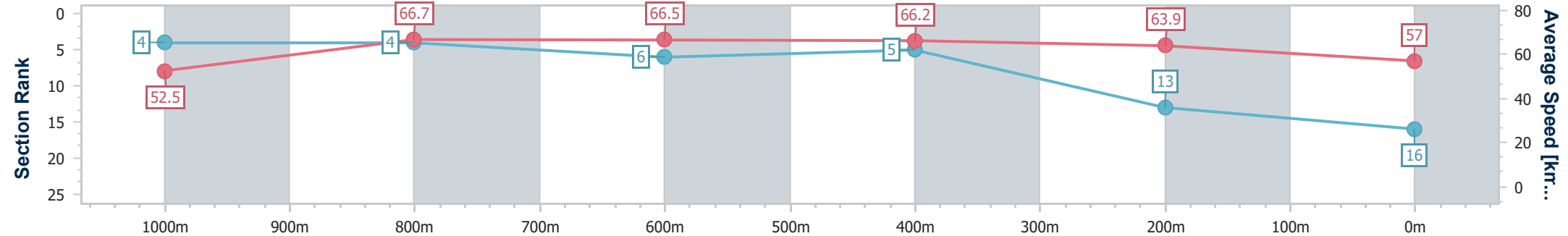
Townsville QLD Professional
Race 11: HEAVY HAULAGE ASSETS BENCHMARK 70
Handicap - 1200m

12 August 2023 - 17:20

Track Rating: Good 4, Weather: Fine, Rail Position: True



Section	Overall	1000m	800m	600m	400m	200m
Section Times	1:10.92 [16] (0:13.74)	0:57.18 [4] (0:10.89)	0:46.29 [4] (0:11.10)	0:35.19 [6] (0:11.17)	0:24.02 [5] (0:11.39)	0:12.63 [13] (0:12.63)
Average Speed [km/h]	52.5	66.7	66.5	66.2	63.9	57.0
Top Speed [km/h]	66.4	68.2	67.0	67.2	65.3	61.0
Avg. Dist. to Rail [m]	3.5	1.8	4.7	5.5	6.3	8.8
Avg. Stride Freq. [Hz]	2.3	2.4	2.3	2.4	2.3	2.2
Avg. Stride Length [m]	6.4	7.8	7.9	7.7	7.6	7.3



- [] Ranking at each section and finish
- .-.- No data available at this section
- NA No data available