



Townsville QLD Professional

Race 10: LADBROKES CLEVELAND BAY - 1300m

12 August 2023 - 16:45



Track Rating: Good 4, Weather: Fine, Rail Position: True

Section		Overall	1200m	1000m	800m	600m	400m	Last 600m				
Field Times		1:14.86 (0:08.08)	1:06.78 (0:10.42)	0:56.36 (0:10.72)	0:45.64 (0:10.98)	0:34.66 (0:11.32)	0:23.34 (0:11.37)	0:34.66				
Rank	TAB Horse/Jockey	Barrier	Top Speed [km/h]	Fastest Section	Distance Travelled [m]							
1	8 ISIS CARMELLA Harry Grace	3	69.7	0:08.45	1:14.86 [1] (0:08.45)	1:06.41 [6] (0:10.66)	0:55.75 [8] (0:10.71)	0:45.04 [9] (0:10.84)	0:34.20 [9] (0:11.23)	0:22.97 [6] (0:11.42)	0:34.20	
2	2 DOCTOR ZOUS Ashley Butler	2	70.6	0:08.29	1:14.99 [2] (0:08.29)	1:06.70 [3] (0:10.43)	0:56.27 [5] (0:10.58)	0:45.69 [4] (0:11.01)	0:34.68 [3] (0:11.28)	0:23.40 [2] (0:11.30)	0:34.68	-4
3	7 CONSTANT FLIGHT Georgina Cartwright	16	70.2	0:08.31	1:15.34 [3] (0:08.31)	1:07.03 [4] (0:10.31)	0:56.72 [2] (0:10.64)	0:46.08 [3] (0:10.94)	0:35.14 [2] (0:11.46)	0:23.68 [3] (0:11.49)	0:35.14	-2
4	9 YES DREAM Lacey Morrison	6	70.6	0:08.45	1:15.34 [4] (0:08.45)	1:06.89 [6] (0:10.47)	0:56.42 [6] (0:10.78)	0:45.64 [6] (0:10.79)	0:34.85 [6] (0:11.19)	0:23.66 [4] (0:11.58)	0:34.85	-3
5	16 GO GETABOY Stephen Wilson	1	69.7	0:08.47	1:15.38 [5] (0:08.47)	1:06.91 [8] (0:10.57)	0:56.34 [7] (0:10.70)	0:45.64 [7] (0:10.76)	0:34.88 [7] (0:11.35)	0:23.53 [5] (0:11.48)	0:34.88	-7
6	5 FULL RECOGNITION Nathan Day	11	68.2	0:08.53	1:15.48 [6] (0:08.53)	1:06.95 [9] (0:10.84)	0:56.11 [10] (0:10.77)	0:45.34 [11] (0:10.77)	0:34.57 [10] (0:11.21)	0:23.36 [11] (0:11.43)	0:34.57	+1
7	6 MONTENEGRO MAN Adrian Layt	12	70.5	0:08.66	1:15.51 [7] (0:08.66)	1:06.85 [11] (0:10.46)	0:56.39 [9] (0:10.64)	0:45.75 [8] (0:10.88)	0:34.87 [8] (0:11.33)	0:23.54 [8] (0:11.45)	0:34.87	+1
8	4 SMART IMAGE Ryan Wiggins	7	70.6	0:08.08	1:15.61 [8] (0:08.08)	1:07.53 [1] (0:10.42)	0:57.11 [1] (0:10.72)	0:46.39 [1] (0:10.98)	0:35.41 [1] (0:11.32)	0:24.09 [1] (0:11.43)	0:35.41	-7
9	12 CABALO ESCURO Adam Sewell	4	70.1	0:08.54	1:15.74 [9] (0:08.54)	1:07.20 [10] (0:10.85)	0:56.35 [11] (0:10.65)	0:45.70 [10] (0:10.93)	0:34.77 [11] (0:11.14)	0:23.63 [10] (0:11.40)	0:34.77	-9
10	11 BRAD Scott Sheargold	8	68.3	0:08.72	1:15.93 [10] (0:08.72)	1:07.21 [13] (0:10.85)	0:56.36 [12] (0:10.87)	0:45.49 [13] (0:10.73)	0:34.76 [13] (0:11.18)	0:23.58 [12] (0:11.34)	0:34.76	-3

Scratched: Zouvilla (#20), Bold Kingston (#17), He's Xceptional (#19), Inching Closer (#21), Circularity (#18), Wren's Day (#10), Princess Tenko (#14)

[] Ranking at each section and finish
 -:-:- No data available at this section
 NA No data available

SCN Saddle cloth number
 DNF Did not finish
 DNT Did not track



Townsville QLD Professional

Race 10: LADBROKES CLEVELAND BAY - 1300m

12 August 2023 - 16:45



Track Rating: Good 4, Weather: Fine, Rail Position: True

Section		Overall	1200m	1000m	800m	600m	400m	Last 600m				
Field Times		1:14.86 (0:08.08)	1:06.78 (0:10.42)	0:56.36 (0:10.72)	0:45.64 (0:10.98)	0:34.66 (0:11.32)	0:23.34 (0:11.37)	0:34.66				
Rank	TAB Horse/Jockey	Barrier	Top Speed [km/h]	Fastest Section	Distance Travelled [m]							
11	3 FLASH AAH Jason Taylor	9	69.7 800m	0:08.71 Overall	1:15.95 [11] (0:08.71)	1:07.24 [12] (0:10.87)	0:56.37 [13] (0:10.77)	0:45.60 [12] (0:10.80)	0:34.80 [12] (0:11.40)	0:23.40 [13] (0:11.38)	0:34.80	+10
12	15 MOLONGLE SURPRISE Tiffani Brooker	5	69.8 1200m	0:08.36 Overall	1:16.82 [12] (0:08.36)	1:08.46 [5] (0:10.32)	0:58.14 [4] (0:10.56)	0:47.58 [2] (0:11.12)	0:36.46 [4] (0:11.54)	0:24.92 [7] (0:11.93)	0:36.46	+3
13	1 MASTER JAMIE Les Tilley	13	69.7 1000m	0:08.24 Overall	1:16.95 [13] (0:08.24)	1:08.71 [2] (0:10.42)	0:58.29 [3] (0:10.68)	0:47.61 [5] (0:11.10)	0:36.51 [5] (0:11.56)	0:24.95 [9] (0:11.93)	0:36.51	+7
14	13 DIO D'ORO Isabella Teh	20	69.2 800m	0:08.81 Overall	1:17.06 [14] (0:08.81)	1:08.25 [14] (0:10.99)	0:57.26 [14] (0:10.76)	0:46.50 [14] (0:10.74)	0:35.76 [14] (0:11.26)	0:24.50 [14] (0:11.74)	0:35.76	-3

Scratched: Zouvilla (#20), Bold Kingston (#17), He's Xceptional (#19), Inching Closer (#21), Circularity (#18), Wren's Day (#10), Princess Tenko (#14)

[] Ranking at each section and finish
 -:-:-:- No data available at this section
 NA No data available

SCN Saddle cloth number
 DNF Did not finish
 DNT Did not track



Townsville QLD Professional

Race 10: LADBROKES CLEVELAND BAY - 1300m

12 August 2023 - 16:45



Track Rating: Good 4, Weather: Fine, Rail Position: True

Section							200m			Last 600m
Field Times							0:11.97			0:34.66
							(0:11.97)			
Rank	TAB	Horse/Jockey	Barrier	Top Speed [km/h]	Fastest Section	Margin			Distance Travelled [m]	
1	8	ISIS CARMELLA Harry Grace	3	69.7 1200m	0:08.45 Overall	0:11.55 [5] (0:11.55)	1:14.86		0:34.20	
2	2	DOCTOR ZOUS Ashley Butler	2	70.6 1200m	0:08.29 Overall	0:12.10 [1] (0:12.10)	0.5L		0:34.68 -4	
3	7	CONSTANT FLIGHT Georgina Cartwright	16	70.2 1200m	0:08.31 Overall	0:12.19 [3] (0:12.19)	2.5L		0:35.14 -2	
4	9	YES DREAM Lacey Morrison	6	70.6 1200m	0:08.45 Overall	0:12.08 [4] (0:12.08)	2.6L		0:34.85 -3	
5	16	GO GETABOY Stephen Wilson	1	69.7 1200m	0:08.47 Overall	0:12.05 [6] (0:12.05)	2.8L		0:34.88 -7	
6	5	FULL RECOGNITION Nathan Day	11	68.2 1200m	0:08.53 Overall	0:11.93 [9] (0:11.93)	3.3L		0:34.57 +1	
7	6	MONTENEGRO MAN Adrian Layt	12	70.5 1200m	0:08.66 Overall	0:12.09 [7] (0:12.09)	3.5L		0:34.87 +1	
8	4	SMART IMAGE Ryan Wiggins	7	70.6 1200m	0:08.08 Overall	0:12.66 [2] (0:12.66)	4L		0:35.41 -7	
9	12	CABALO ESCURO Adam Sewell	4	70.1 1200m	0:08.54 Overall	0:12.23 [8] (0:12.23)	4.5L		0:34.77 -9	
10	11	BRAD Scott Sheargold	8	68.3 1200m	0:08.72 Overall	0:12.24 [10] (0:12.24)	5.5L		0:34.76 -3	

Scratched: Zouvilla (#20), Bold Kingston (#17), He's Xceptional (#19), Inching Closer (#21), Circularity (#18), Wren's Day (#10), Princess Tenko (#14)

[] Ranking at each section and finish
 -:-:- No data available at this section
 NA No data available

SCN Saddle cloth number
 DNF Did not finish
 DNT Did not track



Townsville QLD Professional
Race 10: LADBROKES CLEVELAND BAY - 1300m
12 August 2023 - 16:45



Track Rating: Good 4, Weather: Fine, Rail Position: True

Section				200m				Last 600m	
Field Times				0:11.97		(0:11.97)		0:34.66	
Rank	TAB	Horse/Jockey	Barrier	Top Speed [km/h]	Fastest Section	Margin			Distance Travelled [m]
11	3	FLASH AAH Jason Taylor	9	69.7 800m	0:08.71 Overall	0:12.02 [12] (0:12.02)	5.6L		0:34.80 +10
12	15	MOLONGLE SURPRISE Tiffani Brooker	5	69.8 1200m	0:08.36 Overall	0:12.99 [11] (0:12.99)	10.6L		0:36.46 +3
13	1	MASTER JAMIE Les Tilley	13	69.7 1000m	0:08.24 Overall	0:13.02 [13] (0:13.02)	11.4L		0:36.51 +7
14	13	DIO D'ORO Isabella Teh	20	69.2 800m	0:08.81 Overall	0:12.76 [14] (0:12.76)	11.9L		0:35.76 -3

Scratched: Zouvilla (#20), Bold Kingston (#17), He's Xceptional (#19), Inching Closer (#21), Circularity (#18), Wren's Day (#10), Princess Tenko (#14)

[] Ranking at each section and finish
 -:-:- No data available at this section
 NA No data available

SCN Saddle cloth number
 DNF Did not finish
 DNT Did not track



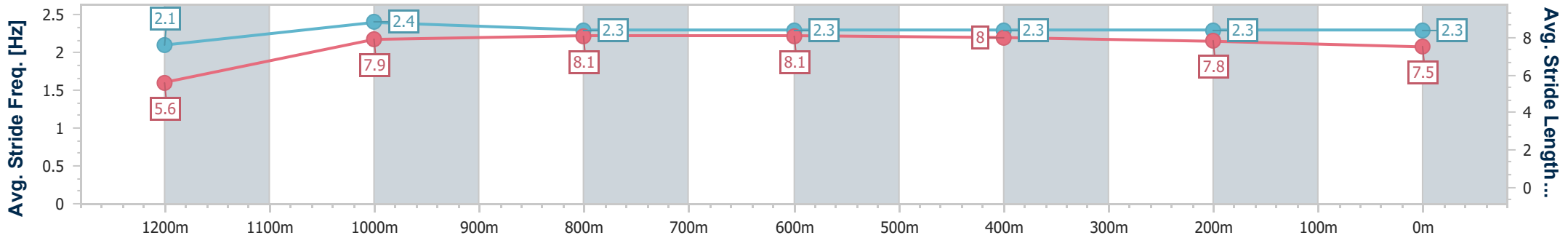
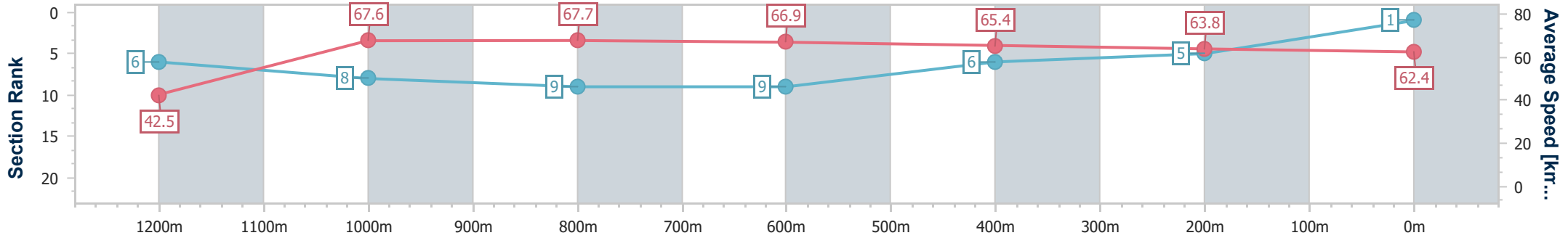
Horse/Jockey Name	Isis Carmella
Final Rank	1
Fastest Section Time (Section)	0:08.45 (Overall)
Top Speed [km/h] (Section)	69.7 (1200m)
Race State	Finished



Townsville QLD Professional
 Race 10: LADBROKES CLEVELAND BAY - 1300m
 12 August 2023 - 16:45
 Track Rating: Good 4, Weather: Fine, Rail Position: True



Section	Overall	1200m	1000m	800m	600m	400m	200m
Section Times	1:14.86 [1] (0:08.45)	1:06.41 [6] (0:10.66)	0:55.75 [8] (0:10.71)	0:45.04 [9] (0:10.84)	0:34.20 [9] (0:11.23)	0:22.97 [6] (0:11.42)	0:11.55 [5]
Average Speed [km/h]	42.5	67.6	67.7	66.9	65.4	63.8	62.4
Top Speed [km/h]	62.4	69.7	69.7	67.5	66.4	65.4	65.5
Avg. Dist. to Rail [m]	5.0	1.0	1.3	1.6	4.2	6.2	5.7
Avg. Stride Freq. [Hz]	2.1	2.4	2.3	2.3	2.3	2.3	2.3
Avg. Stride Length [m]	5.6	7.9	8.1	8.1	8.0	7.8	7.5



- [] Ranking at each section and finish
- .-.- No data available at this section
- NA No data available



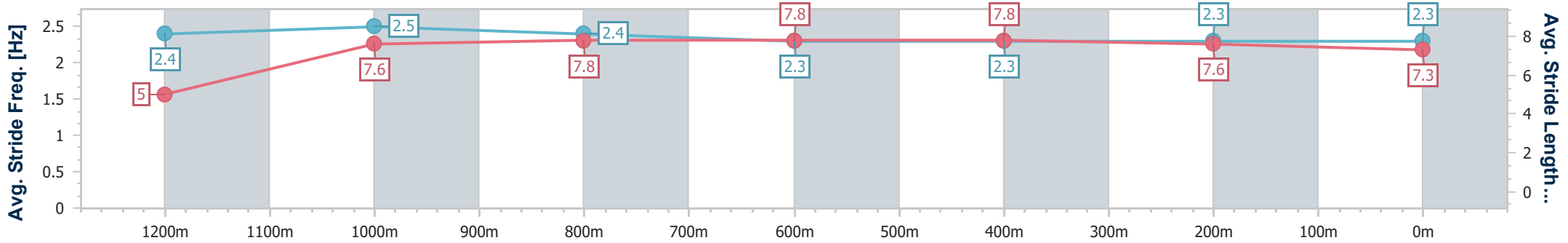
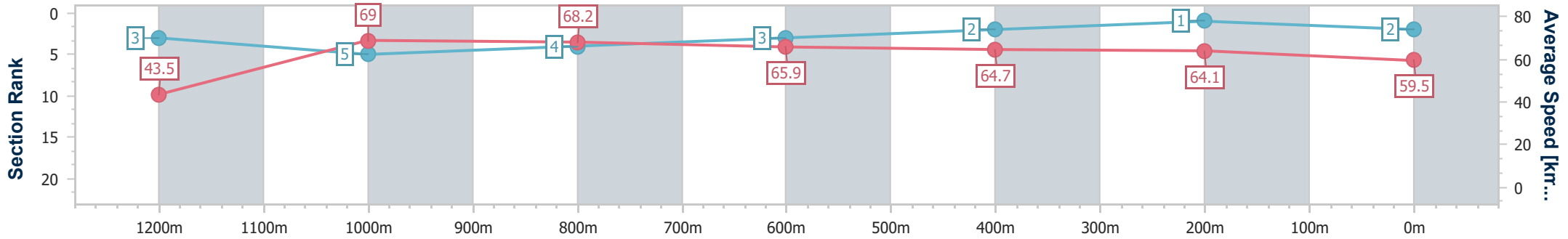
Horse/Jockey Name	Doctor Zous
Final Rank	2
Fastest Section Time (Section)	0:08.29 (Overall)
Top Speed [km/h] (Section)	70.6 (1200m)
Race State	Finished



Townsville QLD Professional
 Race 10: LADBROKES CLEVELAND BAY - 1300m
 12 August 2023 - 16:45
 Track Rating: Good 4, Weather: Fine, Rail Position: True



Section	Overall	1200m	1000m	800m	600m	400m	200m
Section Times	1:14.99 [2] (0:08.29)	1:06.70 [3] (0:10.43)	0:56.27 [5] (0:10.58)	0:45.69 [4] (0:11.01)	0:34.68 [3] (0:11.28)	0:23.40 [2] (0:11.30)	0:12.10 [1] (0:12.10)
Average Speed [km/h]	43.5	69.0	68.2	65.9	64.7	64.1	59.5
Top Speed [km/h]	64.2	70.6	69.5	69.2	65.6	65.2	63.4
Avg. Dist. to Rail [m]	3.5	0.2	0.6	1.2	2.8	4.3	6.8
Avg. Stride Freq. [Hz]	2.4	2.5	2.4	2.3	2.3	2.3	2.3
Avg. Stride Length [m]	5.0	7.6	7.8	7.8	7.8	7.6	7.3



- [] Ranking at each section and finish
- .-.- No data available at this section
- NA No data available



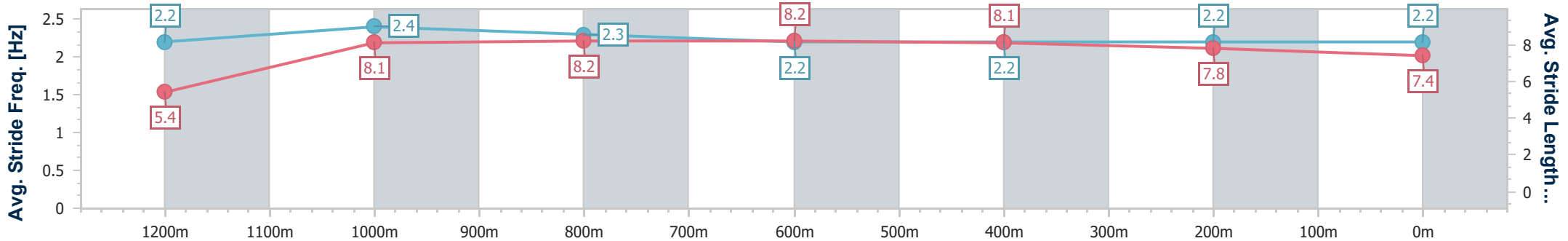
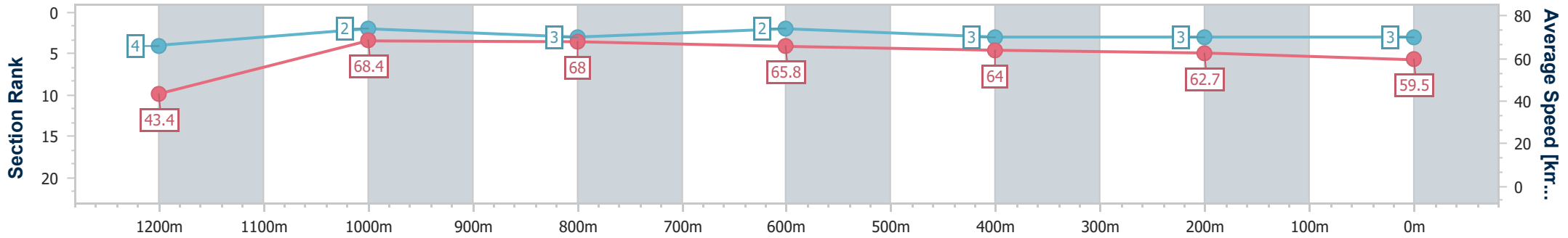
Horse/Jockey Name	Constant Flight
Final Rank	3
Fastest Section Time (Section)	0:08.31 (Overall)
Top Speed [km/h] (Section)	70.2 (1200m)
Race State	Finished



Townsville QLD Professional
 Race 10: LADBROKES CLEVELAND BAY - 1300m
 12 August 2023 - 16:45
 Track Rating: Good 4, Weather: Fine, Rail Position: True



Section	Overall	1200m	1000m	800m	600m	400m	200m
Section Times	1:15.34 [3] (0:08.31)	1:07.03 [4] (0:10.31)	0:56.72 [2] (0:10.64)	0:46.08 [3] (0:10.94)	0:35.14 [2] (0:11.46)	0:23.68 [3] (0:11.49)	0:12.19 [3] (0:12.19)
Average Speed [km/h]	43.4	68.4	68.0	65.8	64.0	62.7	59.5
Top Speed [km/h]	66.3	70.2	69.8	67.3	65.1	65.5	65.5
Avg. Dist. to Rail [m]	14.6	6.5	1.7	0.3	3.4	5.4	6.8
Avg. Stride Freq. [Hz]	2.2	2.4	2.3	2.2	2.2	2.2	2.2
Avg. Stride Length [m]	5.4	8.1	8.2	8.2	8.1	7.8	7.4



- [] Ranking at each section and finish
- .-.- No data available at this section
- NA No data available



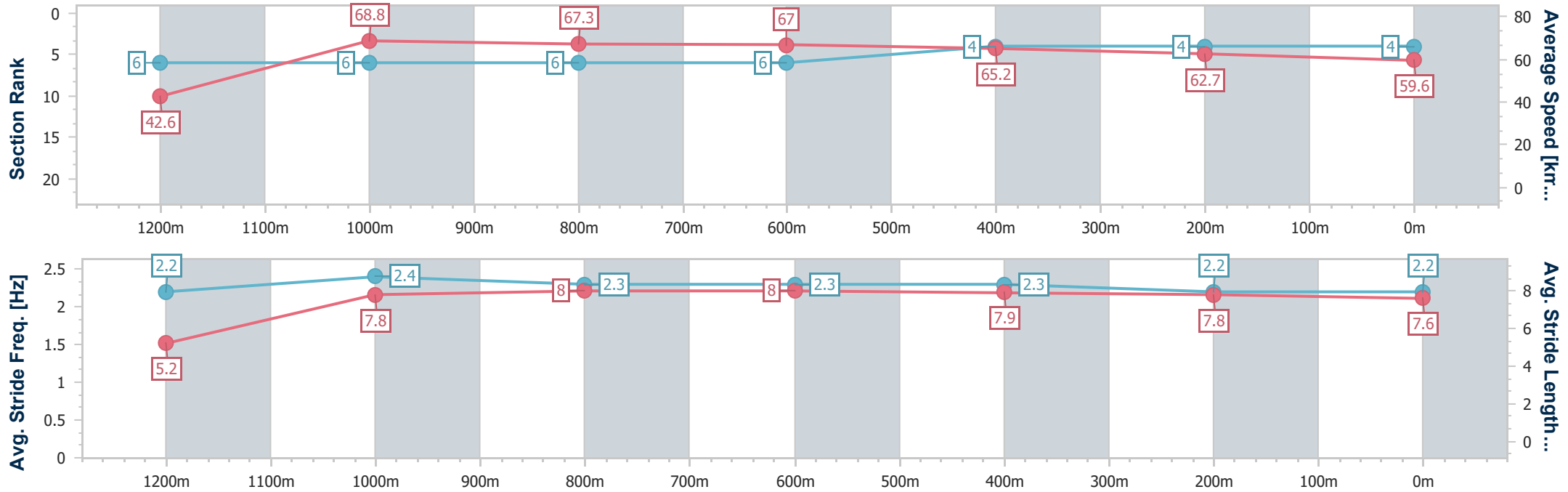
Horse/Jockey Name	Yes Dream
Final Rank	4
Fastest Section Time (Section)	0:08.45 (Overall)
Top Speed [km/h] (Section)	70.6 (1200m)
Race State	Finished



Townsville QLD Professional
 Race 10: LADBROKES CLEVELAND BAY - 1300m
 12 August 2023 - 16:45
 Track Rating: Good 4, Weather: Fine, Rail Position: True



Section	Overall	1200m	1000m	800m	600m	400m	200m
Section Times	1:15.34 [4] (0:08.45)	1:06.89 [6] (0:10.47)	0:56.42 [6] (0:10.78)	0:45.64 [6] (0:10.79)	0:34.85 [6] (0:11.19)	0:23.66 [4] (0:11.58)	0:12.08 [4] (0:12.08)
Average Speed [km/h]	42.6	68.8	67.3	67.0	65.2	62.7	59.6
Top Speed [km/h]	65.3	70.6	69.3	68.3	66.4	64.4	62.1
Avg. Dist. to Rail [m]	7.6	2.7	1.3	0.4	3.1	5.6	8.0
Avg. Stride Freq. [Hz]	2.2	2.4	2.3	2.3	2.3	2.2	2.2
Avg. Stride Length [m]	5.2	7.8	8.0	8.0	7.9	7.8	7.6



- [] Ranking at each section and finish
- .-.- No data available at this section
- NA No data available



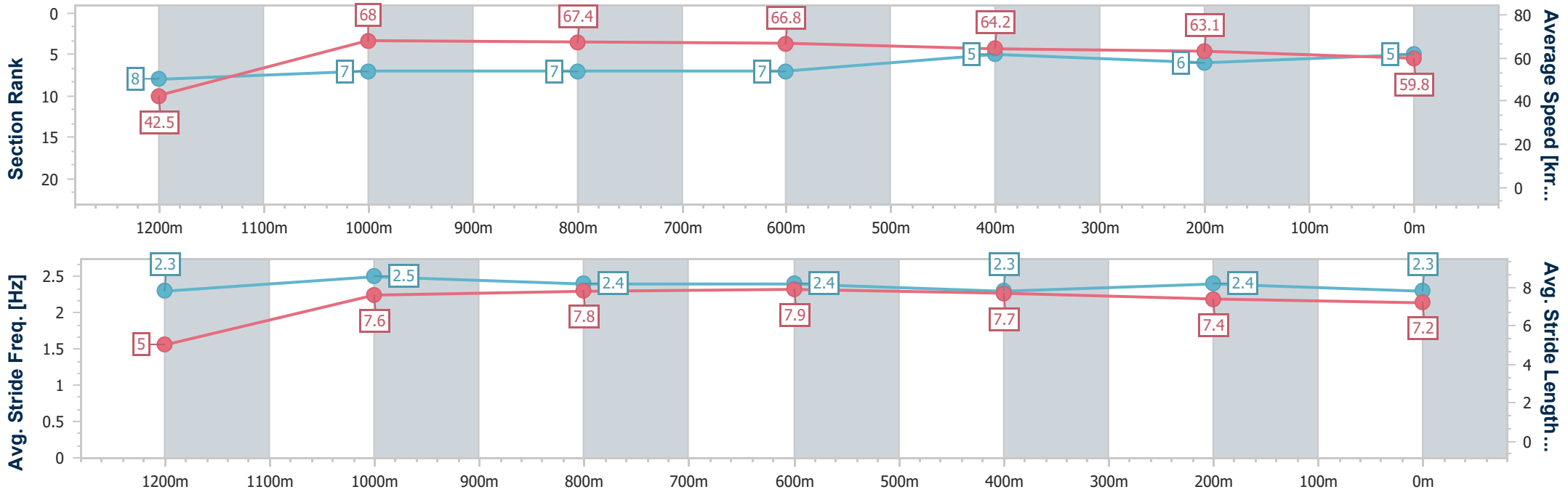
Horse/Jockey Name	Go Getaboy
Final Rank	5
Fastest Section Time (Section)	0:08.47 (Overall)
Top Speed [km/h] (Section)	69.7 (1200m)
Race State	Finished



Townsville QLD Professional
 Race 10: LADBROKES CLEVELAND BAY - 1300m
 12 August 2023 - 16:45
 Track Rating: Good 4, Weather: Fine, Rail Position: True



Section	Overall	1200m	1000m	800m	600m	400m	200m
Section Times	1:15.38 [5] (0:08.47)	1:06.91 [8] (0:10.57)	0:56.34 [7] (0:10.70)	0:45.64 [7] (0:10.76)	0:34.88 [7] (0:11.35)	0:23.53 [5] (0:11.48)	0:12.05 [6]
Average Speed [km/h]	42.5	68.0	67.4	66.8	64.2	63.1	59.8
Top Speed [km/h]	63.7	69.7	68.1	69.1	66.0	64.5	62.8
Avg. Dist. to Rail [m]	2.6	2.1	0.2	0.6	2.4	3.9	5.0
Avg. Stride Freq. [Hz]	2.3	2.5	2.4	2.4	2.3	2.4	2.3
Avg. Stride Length [m]	5.0	7.6	7.8	7.9	7.7	7.4	7.2



- [] Ranking at each section and finish
- .-.- No data available at this section
- NA No data available



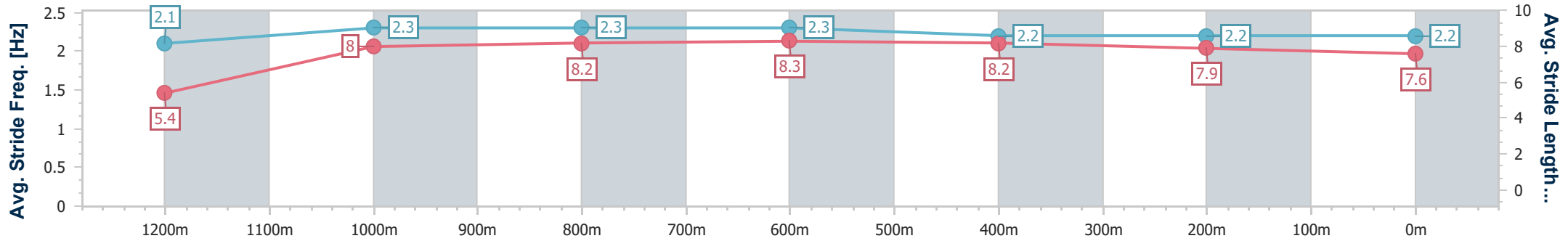
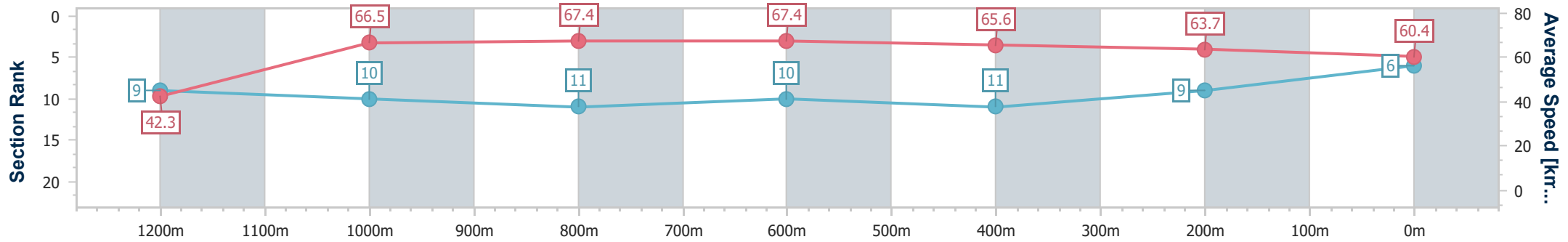
Horse/Jockey Name	Full Recognition
Final Rank	6
Fastest Section Time (Section)	0:08.53 (Overall)
Top Speed [km/h] (Section)	68.2 (1200m)
Race State	Finished



Townsville QLD Professional
 Race 10: LADBROKES CLEVELAND BAY - 1300m
 12 August 2023 - 16:45
 Track Rating: Good 4, Weather: Fine, Rail Position: True



Section	Overall	1200m	1000m	800m	600m	400m	200m
Section Times	1:15.48 [6] (0:08.53)	1:06.95 [9] (0:10.84)	0:56.11 [10] (0:10.77)	0:45.34 [11] (0:10.77)	0:34.57 [10] (0:11.21)	0:23.36 [11] (0:11.43)	0:11.93 [9] (0:11.93)
Average Speed [km/h]	42.3	66.5	67.4	67.4	65.6	63.7	60.4
Top Speed [km/h]	62.2	68.2	68.2	67.9	66.4	64.9	62.6
Avg. Dist. to Rail [m]	11.4	3.3	1.9	1.6	4.2	7.7	11.1
Avg. Stride Freq. [Hz]	2.1	2.3	2.3	2.3	2.2	2.2	2.2
Avg. Stride Length [m]	5.4	8.0	8.2	8.3	8.2	7.9	7.6



- [] Ranking at each section and finish
- .-.- No data available at this section
- NA No data available



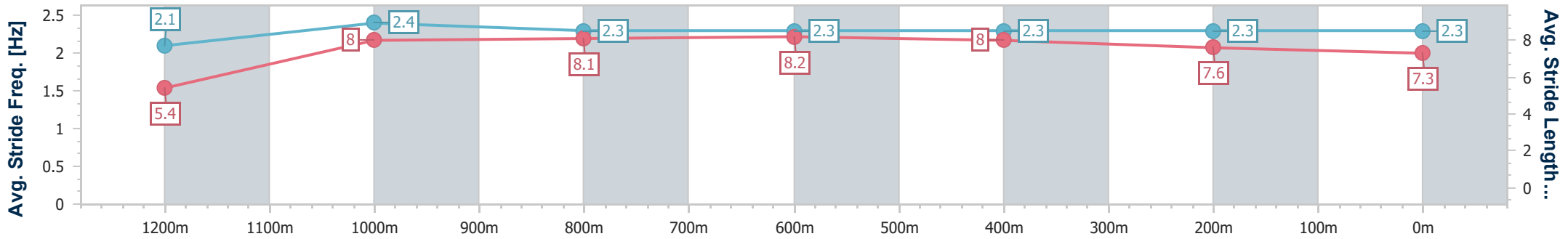
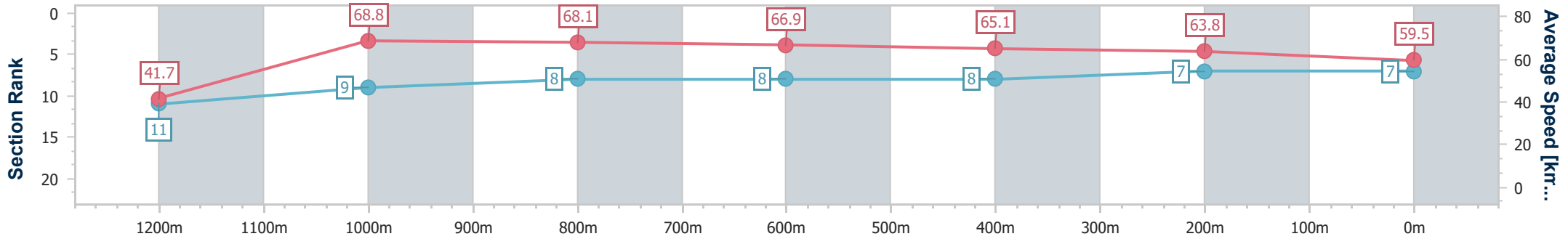
Horse/Jockey Name	Montenegro Man
Final Rank	7
Fastest Section Time (Section)	0:08.66 (Overall)
Top Speed [km/h] (Section)	70.5 (1200m)
Race State	Finished



Townsville QLD Professional
 Race 10: LADBROKES CLEVELAND BAY - 1300m
 12 August 2023 - 16:45
 Track Rating: Good 4, Weather: Fine, Rail Position: True



Section	Overall	1200m	1000m	800m	600m	400m	200m
Section Times	1:15.51 [7] (0:08.66)	1:06.85 [11] (0:10.46)	0:56.39 [9] (0:10.64)	0:45.75 [8] (0:10.88)	0:34.87 [8] (0:11.33)	0:23.54 [8] (0:11.45)	0:12.09 [7] (0:12.09)
Average Speed [km/h]	41.7	68.8	68.1	66.9	65.1	63.8	59.5
Top Speed [km/h]	65.5	70.5	69.5	68.9	66.2	65.2	62.0
Avg. Dist. to Rail [m]	11.2	2.6	1.4	2.2	4.8	7.4	9.9
Avg. Stride Freq. [Hz]	2.1	2.4	2.3	2.3	2.3	2.3	2.3
Avg. Stride Length [m]	5.4	8.0	8.1	8.2	8.0	7.6	7.3



- [] Ranking at each section and finish
- .-.- No data available at this section
- NA No data available



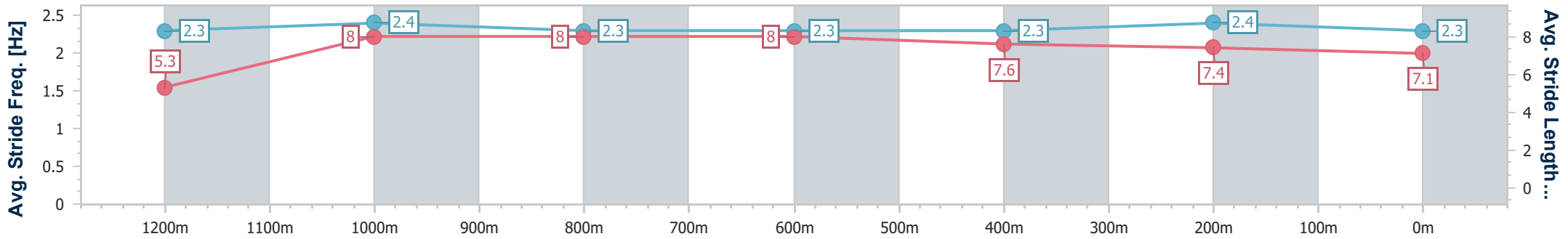
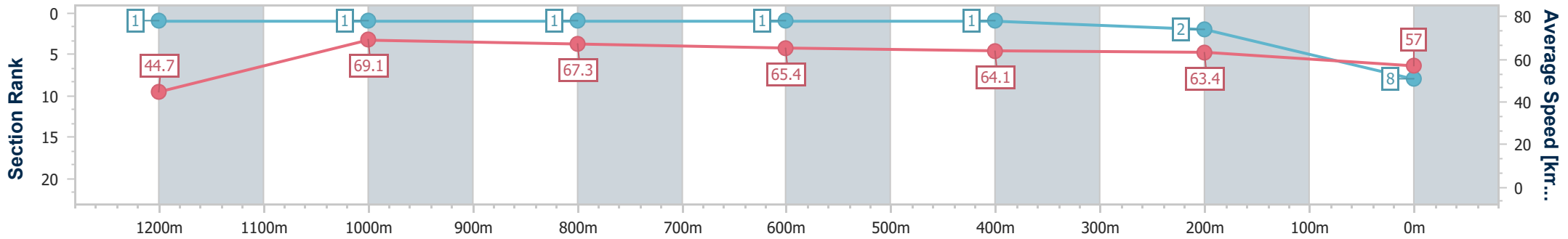
Horse/Jockey Name	Smart Image
Final Rank	8
Fastest Section Time (Section)	0:08.08 (Overall)
Top Speed [km/h] (Section)	70.6 (1200m)
Race State	Finished



Townsville QLD Professional
 Race 10: LADBROKES CLEVELAND BAY - 1300m
 12 August 2023 - 16:45
 Track Rating: Good 4, Weather: Fine, Rail Position: True



Section	Overall	1200m	1000m	800m	600m	400m	200m
Section Times	1:15.61 [8] (0:08.08)	1:07.53 [1] (0:10.42)	0:57.11 [1] (0:10.72)	0:46.39 [1] (0:10.98)	0:35.41 [1] (0:11.32)	0:24.09 [1] (0:11.43)	0:12.66 [2]
Average Speed [km/h]	44.7	69.1	67.3	65.4	64.1	63.4	57.0
Top Speed [km/h]	64.8	70.6	69.4	66.0	65.0	64.2	62.4
Avg. Dist. to Rail [m]	7.3	0.5	0.6	1.0	2.0	3.6	5.5
Avg. Stride Freq. [Hz]	2.3	2.4	2.3	2.3	2.3	2.4	2.3
Avg. Stride Length [m]	5.3	8.0	8.0	8.0	7.6	7.4	7.1



- [] Ranking at each section and finish
- .-.- No data available at this section
- NA No data available



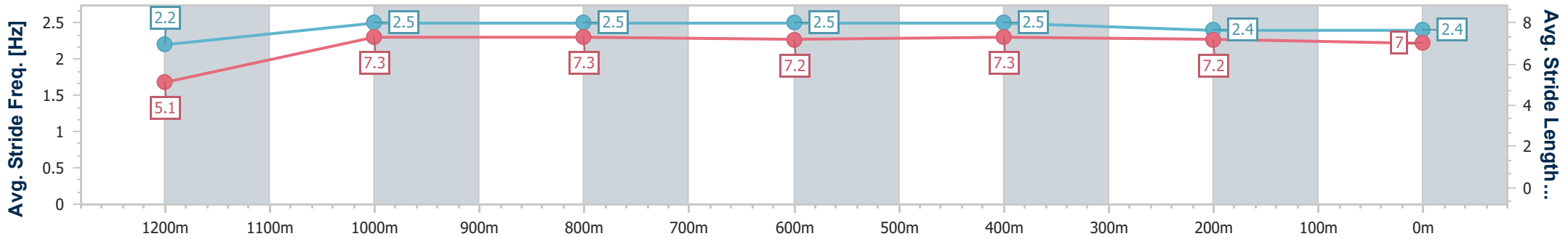
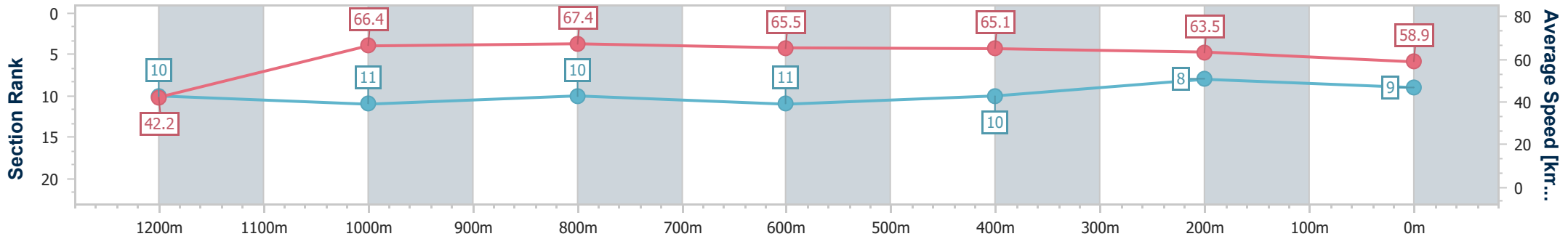
Horse/Jockey Name	Cabalo Escuro
Final Rank	9
Fastest Section Time (Section)	0:08.54 (Overall)
Top Speed [km/h] (Section)	70.1 (1200m)
Race State	Finished



Townsville QLD Professional
 Race 10: LADBROKES CLEVELAND BAY - 1300m
 12 August 2023 - 16:45
 Track Rating: Good 4, Weather: Fine, Rail Position: True



Section	Overall	1200m	1000m	800m	600m	400m	200m
Section Times	1:15.74 [9] (0:08.54)	1:07.20 [10] (0:10.85)	0:56.35 [11] (0:10.65)	0:45.70 [10] (0:10.93)	0:34.77 [11] (0:11.14)	0:23.63 [10] (0:11.40)	0:12.23 [8] (0:12.23)
Average Speed [km/h]	42.2	66.4	67.4	65.5	65.1	63.5	58.9
Top Speed [km/h]	61.0	70.1	68.7	66.3	66.7	64.8	62.3
Avg. Dist. to Rail [m]	6.1	1.6	0.9	1.2	1.1	2.5	4.9
Avg. Stride Freq. [Hz]	2.2	2.5	2.5	2.5	2.5	2.4	2.4
Avg. Stride Length [m]	5.1	7.3	7.3	7.2	7.3	7.2	7.0



- [] Ranking at each section and finish
- .-.- No data available at this section
- NA No data available



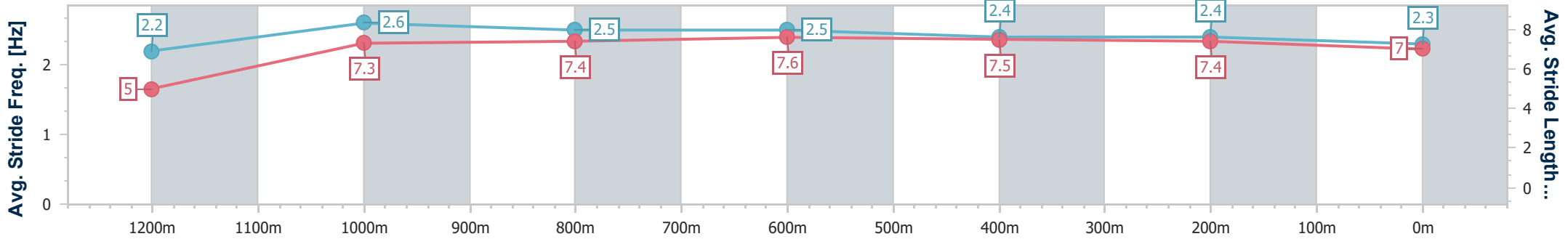
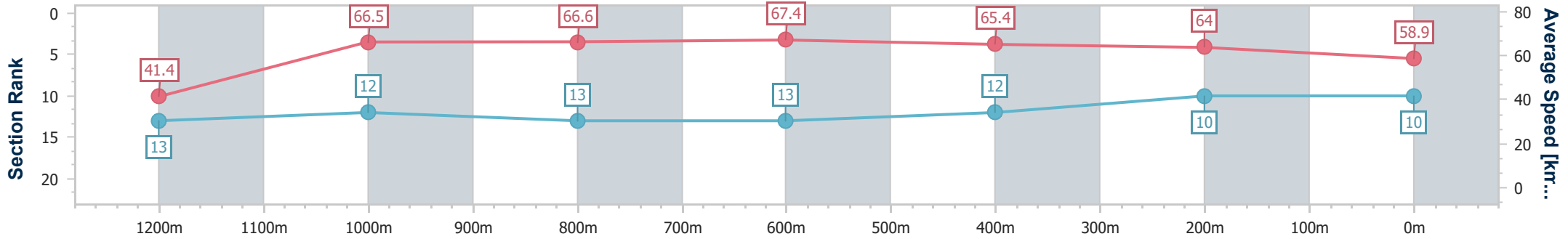
Horse/Jockey Name	Brad
Final Rank	10
Fastest Section Time (Section)	0:08.72 (Overall)
Top Speed [km/h] (Section)	68.3 (1200m)
Race State	Finished



Townsville QLD Professional
 Race 10: LADBROKES CLEVELAND BAY - 1300m
 12 August 2023 - 16:45
 Track Rating: Good 4, Weather: Fine, Rail Position: True



Section	Overall	1200m	1000m	800m	600m	400m	200m
Section Times	1:15.93 [10] (0:08.72)	1:07.21 [13] (0:10.85)	0:56.36 [12] (0:10.87)	0:45.49 [13] (0:10.73)	0:34.76 [13] (0:11.18)	0:23.58 [12] (0:11.34)	0:12.24 [10] (0:12.24)
Average Speed [km/h]	41.4	66.5	66.6	67.4	65.4	64.0	58.9
Top Speed [km/h]	61.9	68.3	68.0	68.1	67.4	66.7	61.7
Avg. Dist. to Rail [m]	9.5	1.4	1.0	0.9	3.0	5.5	9.0
Avg. Stride Freq. [Hz]	2.2	2.6	2.5	2.5	2.4	2.4	2.3
Avg. Stride Length [m]	5.0	7.3	7.4	7.6	7.5	7.4	7.0



- [] Ranking at each section and finish
- .-.- No data available at this section
- NA No data available



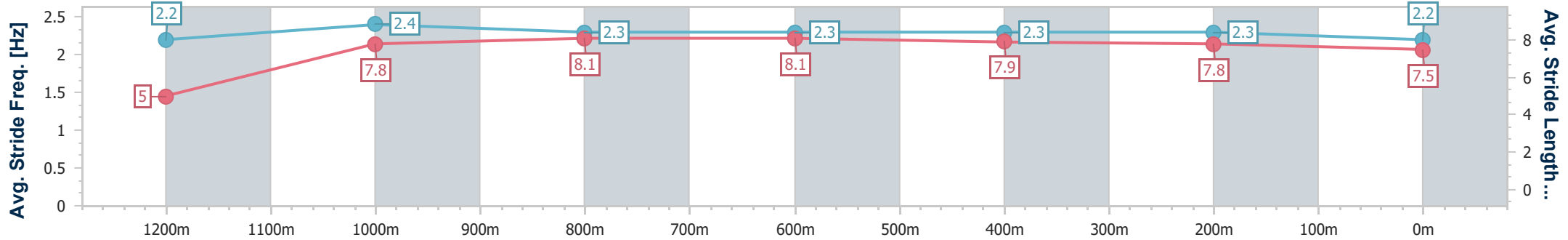
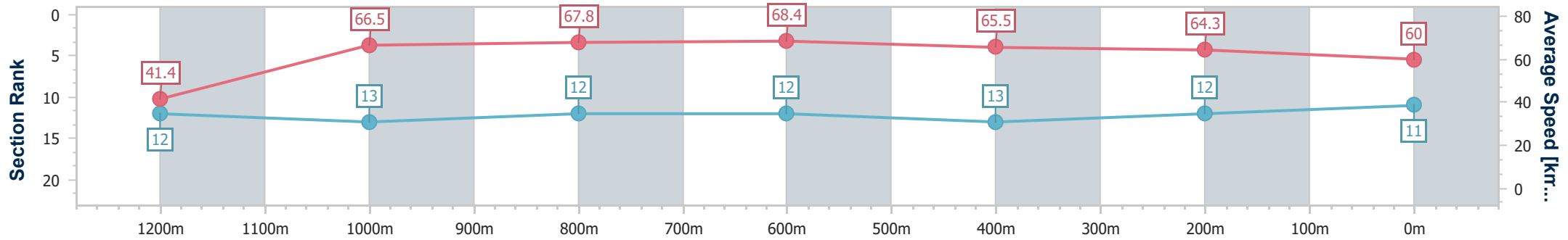
Horse/Jockey Name	Flash Aah
Final Rank	11
Fastest Section Time (Section)	0:08.71 (Overall)
Top Speed [km/h] (Section)	69.7 (800m)
Race State	Finished



Townsville QLD Professional
 Race 10: LADBROKES CLEVELAND BAY - 1300m
 12 August 2023 - 16:45
 Track Rating: Good 4, Weather: Fine, Rail Position: True



Section	Overall	1200m	1000m	800m	600m	400m	200m
Section Times	1:15.95 [11] (0:08.71)	1:07.24 [12] (0:10.87)	0:56.37 [13] (0:10.77)	0:45.60 [12] (0:10.80)	0:34.80 [12] (0:11.40)	0:23.40 [13] (0:11.38)	0:12.02 [12] (0:12.02)
Average Speed [km/h]	41.4	66.5	67.8	68.4	65.5	64.3	60.0
Top Speed [km/h]	63.4	68.4	69.3	69.7	67.7	65.2	63.2
Avg. Dist. to Rail [m]	10.1	3.5	3.0	4.7	7.7	10.6	13.6
Avg. Stride Freq. [Hz]	2.2	2.4	2.3	2.3	2.3	2.3	2.2
Avg. Stride Length [m]	5.0	7.8	8.1	8.1	7.9	7.8	7.5



- [] Ranking at each section and finish
- .-.- No data available at this section
- NA No data available



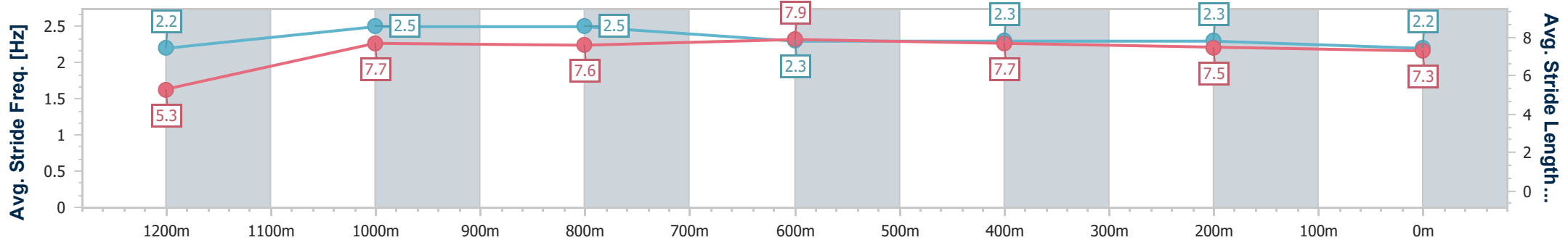
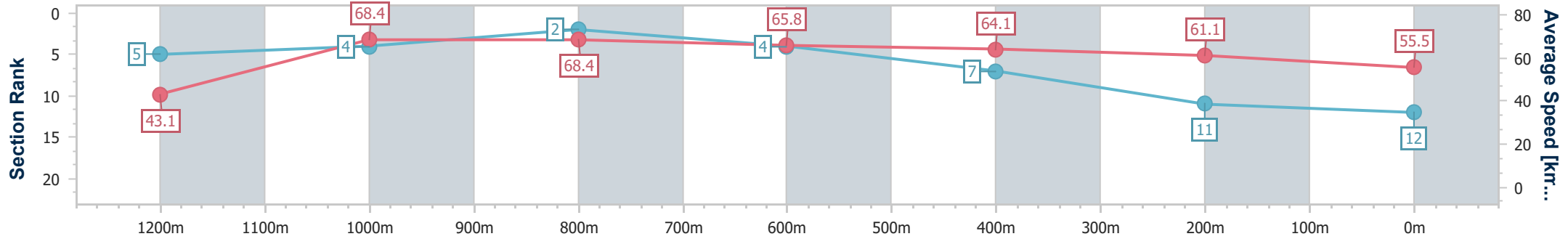
Horse/Jockey Name	Molongle Surprise
Final Rank	12
Fastest Section Time (Section)	0:08.36 (Overall)
Top Speed [km/h] (Section)	69.8 (1200m)
Race State	Finished



Townsville QLD Professional
 Race 10: LADBROKES CLEVELAND BAY - 1300m
 12 August 2023 - 16:45
 Track Rating: Good 4, Weather: Fine, Rail Position: True



Section	Overall	1200m	1000m	800m	600m	400m	200m
Section Times	1:16.82 [12] (0:08.36)	1:08.46 [5] (0:10.32)	0:58.14 [4] (0:10.56)	0:47.58 [2] (0:11.12)	0:36.46 [4] (0:11.54)	0:24.92 [7] (0:11.93)	0:12.99 [11] (0:12.99)
Average Speed [km/h]	43.1	68.4	68.4	65.8	64.1	61.1	55.5
Top Speed [km/h]	67.1	69.8	69.8	67.3	65.3	62.9	59.3
Avg. Dist. to Rail [m]	7.0	2.6	1.9	3.1	5.1	8.3	10.6
Avg. Stride Freq. [Hz]	2.2	2.5	2.5	2.3	2.3	2.3	2.2
Avg. Stride Length [m]	5.3	7.7	7.6	7.9	7.7	7.5	7.3



- [] Ranking at each section and finish
- .-.- No data available at this section
- NA No data available



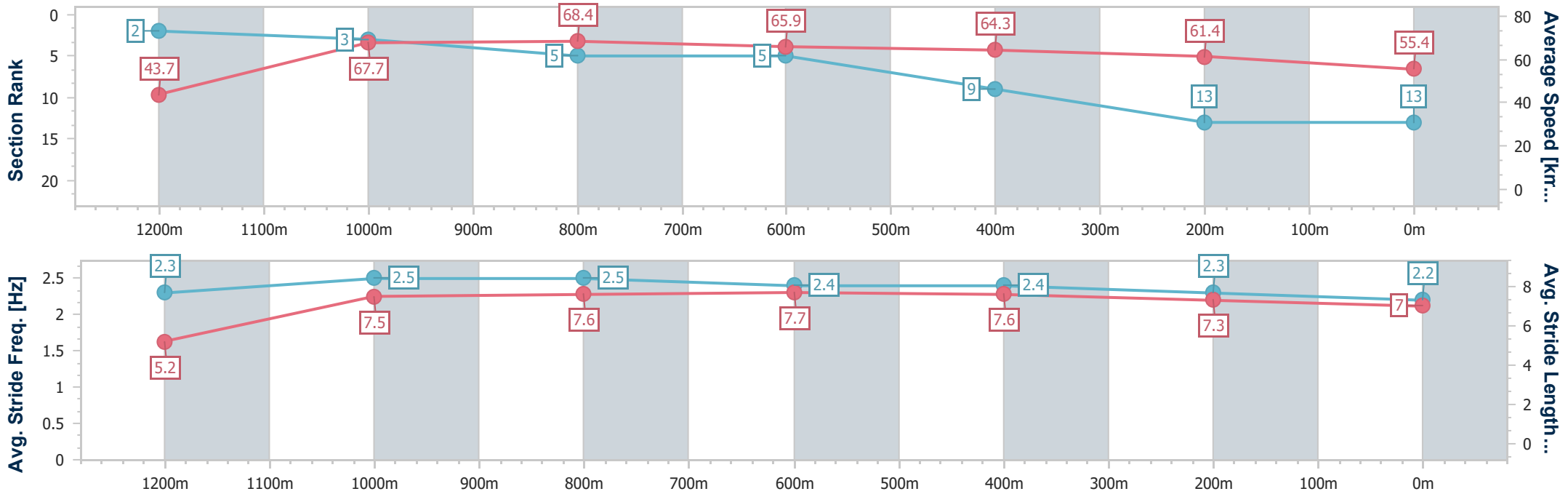
Horse/Jockey Name	Master Jamie
Final Rank	13
Fastest Section Time (Section)	0:08.24 (Overall)
Top Speed [km/h] (Section)	69.7 (1000m)
Race State	Finished



Townsville QLD Professional
 Race 10: LADBROKES CLEVELAND BAY - 1300m
 12 August 2023 - 16:45
 Track Rating: Good 4, Weather: Fine, Rail Position: True



Section	Overall	1200m	1000m	800m	600m	400m	200m
Section Times	1:16.95 [13] (0:08.24)	1:08.71 [2] (0:10.42)	0:58.29 [3] (0:10.68)	0:47.61 [5] (0:11.10)	0:36.51 [5] (0:11.56)	0:24.95 [9] (0:11.93)	0:13.02 [13] (0:13.02)
Average Speed [km/h]	43.7	67.7	68.4	65.9	64.3	61.4	55.4
Top Speed [km/h]	65.7	69.5	69.7	68.2	65.4	63.0	59.5
Avg. Dist. to Rail [m]	11.5	3.1	3.2	3.2	6.5	9.7	12.5
Avg. Stride Freq. [Hz]	2.3	2.5	2.5	2.4	2.4	2.3	2.2
Avg. Stride Length [m]	5.2	7.5	7.6	7.7	7.6	7.3	7.0



- [] Ranking at each section and finish
- .-.- No data available at this section
- NA No data available



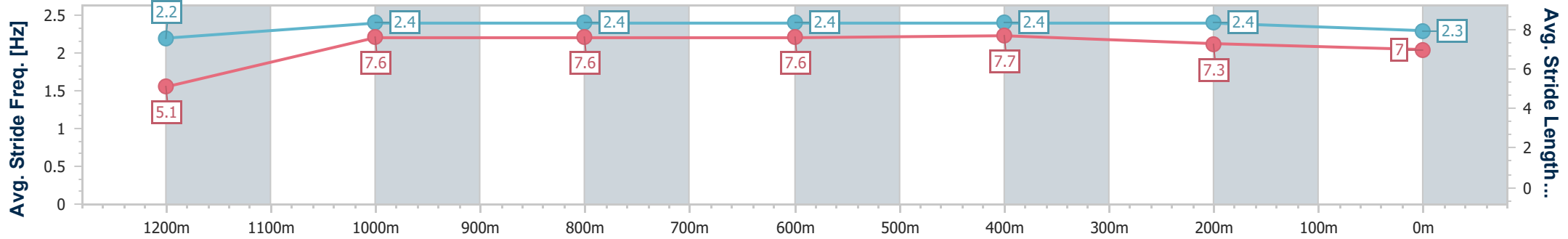
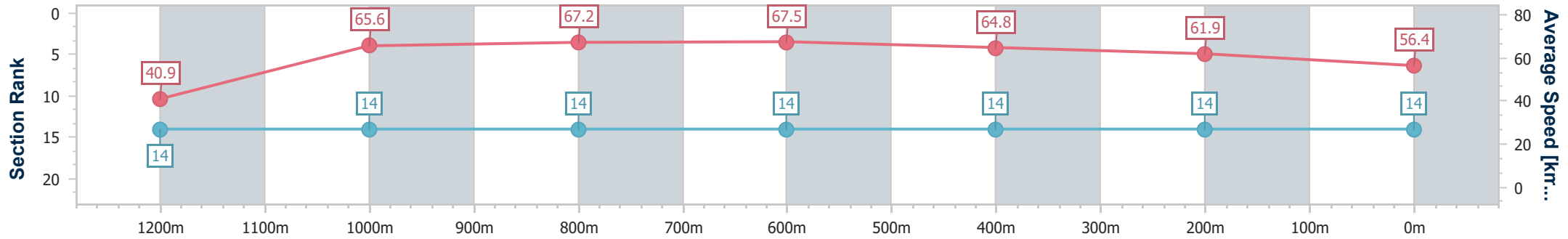
Horse/Jockey Name	Dio D'oro
Final Rank	14
Fastest Section Time (Section)	0:08.81 (Overall)
Top Speed [km/h] (Section)	69.2 (800m)
Race State	Finished



Townsville QLD Professional
 Race 10: LADBROKES CLEVELAND BAY - 1300m
 12 August 2023 - 16:45
 Track Rating: Good 4, Weather: Fine, Rail Position: True



Section	Overall	1200m	1000m	800m	600m	400m	200m
Section Times	1:17.06 [14] (0:08.81)	1:08.25 [14] (0:10.99)	0:57.26 [14] (0:10.76)	0:46.50 [14] (0:10.74)	0:35.76 [14] (0:11.26)	0:24.50 [14] (0:11.74)	0:12.76 [14] (0:12.76)
Average Speed [km/h]	40.9	65.6	67.2	67.5	64.8	61.9	56.4
Top Speed [km/h]	62.2	66.9	68.3	69.2	68.4	63.5	60.3
Avg. Dist. to Rail [m]	13.9	4.2	0.9	1.4	3.4	3.8	5.1
Avg. Stride Freq. [Hz]	2.2	2.4	2.4	2.4	2.4	2.4	2.3
Avg. Stride Length [m]	5.1	7.6	7.6	7.6	7.7	7.3	7.0



- [] Ranking at each section and finish
- .-.- No data available at this section
- NA No data available