



Townsville QLD Professional

Race 9: LADBROKES TOWNSVILLE CUP - 2000m



12 August 2023 - 16:04

Track Rating: Good 4, Weather: Fine, Rail Position: True Entire Course

Section		Overall	1800m	1600m	1400m	1200m	1000m	800m	Last 600m					
Field Times		2:00.81 (0:13.25)	1:47.56 (0:11.40)	1:36.16 (0:12.89)	1:23.27 (0:12.42)	1:10.85 (0:12.07)	0:58.78 (0:12.37)	0:46.41 (0:11.67)	0:34.74					
Rank	TAB	Horse/Jockey	Barrier	Top Speed [km/h]	Fastest Section							Distance Travelled [m]		
1	1	NAMAZU Ryan Wiggins	19	66.0 800m	0:11.26 400m	2:00.81 [1] (0:13.69)	1:47.12 [8] (0:11.84)	1:35.28 [8] (0:12.83)	1:22.45 [8] (0:12.64)	1:09.81 [8] (0:12.06)	0:57.75 [8] (0:12.11)	0:45.64 [8] (0:11.40)	0:34.24	
2	5	AMERICAN SAINT Justin Stanley	8	65.3 1800m	0:11.56 600m	2:01.86 [2] (0:13.31)	1:48.55 [3] (0:11.83)	1:36.72 [5] (0:12.57)	1:24.15 [3] (0:12.25)	1:11.90 [1] (0:12.07)	0:59.83 [1] (0:12.37)	0:47.46 [1] (0:11.68)	0:35.78	-10
3	8	BERING SEA Harry Grace	14	65.8 600m	0:11.22 800m	2:01.95 [3] (0:14.21)	1:47.74 [12] (0:12.01)	1:35.73 [13] (0:13.07)	1:22.66 [13] (0:12.82)	1:09.84 [13] (0:12.10)	0:57.74 [13] (0:11.65)	0:46.09 [13] (0:11.22)	0:34.87	-4
4	4	SIREN ROCK Jackson Murphy	4	67.6 1800m	0:11.39 1800m	2:02.07 [4] (0:13.26)	1:48.81 [2] (0:11.39)	1:37.42 [1] (0:12.89)	1:24.53 [1] (0:12.46)	1:12.07 [2] (0:12.25)	0:59.82 [3] (0:12.38)	0:47.44 [3] (0:11.73)	0:35.71	-14
5	3	NIGHT OF POWER Scott Sheargold	13	66.6 600m	0:11.26 800m	2:02.25 [5] (0:14.27)	1:47.98 [13] (0:11.80)	1:36.18 [12] (0:13.00)	1:23.18 [12] (0:12.80)	1:10.38 [11] (0:12.08)	0:58.30 [11] (0:11.85)	0:46.45 [12] (0:11.26)	0:35.19	-6
6	12	ARMOUR FORCE Nathan Day	15	66.3 800m	0:11.26 800m	2:02.29 [6] (0:14.11)	1:48.18 [10] (0:11.85)	1:36.33 [11] (0:13.08)	1:23.25 [11] (0:12.84)	1:10.41 [12] (0:12.12)	0:58.29 [12] (0:11.67)	0:46.62 [11] (0:11.26)	0:35.36	+3
7	16	PORTNOY Les Tilley	6	66.6 1800m	0:11.48 1800m	2:02.41 [7] (0:13.25)	1:49.16 [1] (0:11.48)	1:37.68 [2] (0:12.96)	1:24.72 [2] (0:12.55)	1:12.17 [3] (0:12.00)	1:00.17 [2] (0:12.27)	0:47.90 [2] (0:11.56)	0:36.34	-6
8	9	INVESTOR Chris Whiteley	5	64.8 1800m	0:11.55 600m	2:02.46 [8] (0:13.49)	1:48.97 [6] (0:11.77)	1:37.20 [7] (0:12.94)	1:24.26 [7] (0:12.54)	1:11.72 [6] (0:12.07)	0:59.65 [6] (0:12.14)	0:47.51 [6] (0:11.65)	0:35.86	-18
9	6	SAYL Shannon Apthorpe	7	64.4 1800m	0:11.60 800m	2:02.57 [9] (0:13.50)	1:49.07 [7] (0:11.73)	1:37.34 [6] (0:12.94)	1:24.40 [6] (0:12.61)	1:11.79 [7] (0:12.09)	0:59.70 [7] (0:12.15)	0:47.55 [7] (0:11.60)	0:35.95	-4
10	2	SAVVY LEGEND Graham Kliese	10	66.5 600m	0:11.35 800m	2:02.60 [10] (0:14.11)	1:48.49 [11] (0:11.65)	1:36.84 [10] (0:13.02)	1:23.82 [10] (0:12.79)	1:11.03 [10] (0:12.10)	0:58.93 [10] (0:11.90)	0:47.03 [10] (0:11.35)	0:35.68	-5

Scratched: Heirborn (#15), Don Arcangelo (#19), The Driller (#18), Motamayiz (#20), Recondite (#21)

[] Ranking at each section and finish
 -:-:- No data available at this section
 NA No data available

SCN Saddle cloth number
 DNF Did not finish
 DNT Did not track



Townsville QLD Professional

Race 9: LADBROKES TOWNSVILLE CUP - 2000m



12 August 2023 - 16:04

Track Rating: Good 4, Weather: Fine, Rail Position: True Entire Course

Section		Overall	1800m	1600m	1400m	1200m	1000m	800m	Last 600m					
Field Times		2:00.81 (0:13.25)	1:47.56 (0:11.40)	1:36.16 (0:12.89)	1:23.27 (0:12.42)	1:10.85 (0:12.07)	0:58.78 (0:12.37)	0:46.41 (0:11.67)	0:34.74					
Rank	TAB Horse/Jockey	Barrier	Top Speed [km/h]	Fastest Section										Distance Travelled [m]
11	13 QUALITY ASSET Adam Sewell	20	66.0 800m	0:11.34 800m	2:02.65 [11] (0:14.46)	1:48.19 [15] (0:12.06)	1:36.13 [15] (0:13.05)	1:23.08 [15] (0:12.90)	1:10.18 [15] (0:12.05)	0:58.13 [15] (0:11.60)	0:46.53 [16] (0:11.34)	0:35.19	+1	
12	10 OLYMPIC KORCHNOI Adrian Layt	2	66.4 1800m	0:11.45 1800m	2:02.69 [12] (0:13.37)	1:49.32 [5] (0:11.45)	1:37.87 [3] (0:12.94)	1:24.93 [4] (0:12.55)	1:12.38 [4] (0:12.09)	1:00.29 [4] (0:12.27)	0:48.02 [4] (0:11.68)	0:36.34	-8	
13	14 MYSTERY 'N' MAGIC Nathan Thomas	18	65.0 600m	0:11.52 1000m	2:03.14 [13] (0:14.44)	1:48.70 [14] (0:11.99)	1:36.71 [14] (0:13.06)	1:23.65 [14] (0:12.93)	1:10.72 [14] (0:11.96)	0:58.76 [14] (0:11.52)	0:47.24 [14] (0:11.58)	0:35.66	-7	
14	17 PLAY ME NOW Tiffani Brooker	11	65.6 800m	0:11.31 800m	2:03.32 [14] (0:13.86)	1:49.46 [9] (0:11.85)	1:37.61 [9] (0:12.92)	1:24.69 [9] (0:12.81)	1:11.88 [9] (0:12.16)	0:59.72 [9] (0:11.81)	0:47.91 [9] (0:11.31)	0:36.60	+4	
15	11 STAR STATUS Jason Taylor	16	66.5 800m	0:11.18 800m	2:03.36 [15] (0:14.78)	1:48.58 [16] (0:12.06)	1:36.52 [16] (0:13.02)	1:23.50 [16] (0:12.90)	1:10.60 [16] (0:11.88)	0:58.72 [16] (0:11.35)	0:47.37 [15] (0:11.18)	0:36.19	+5	
16	7 ARCTIC WOLF Lacey Morrison	3	65.6 1800m	0:11.61 800m	2:03.52 [16] (0:13.31)	1:50.21 [3] (0:11.81)	1:38.40 [4] (0:12.92)	1:25.48 [5] (0:12.55)	1:12.93 [5] (0:11.96)	1:00.97 [5] (0:12.20)	0:48.77 [5] (0:11.61)	0:37.16	-6	

Scratched: Heirborn (#15), Don Arcangelo (#19), The Driller (#18), Motamayiz (#20), Recondite (#21)

[] Ranking at each section and finish
 -:-:- No data available at this section
 NA No data available

SCN Saddle cloth number
 DNF Did not finish
 DNT Did not track



Townsville QLD Professional

Race 9: LADBROKES TOWNSVILLE CUP - 2000m



12 August 2023 - 16:04

Track Rating: Good 4, Weather: Fine, Rail Position: True Entire Course

Section				600m	400m	200m			Last 600m	
Field Times				0:34.74 (0:11.57)	0:23.17 (0:11.56)	0:11.61 (0:11.61)			0:34.74	
Rank	TAB	Horse/Jockey	Barrier	Top Speed [km/h]	Fastest Section	Margin			Distance Travelled [m]	
1	1	NAMAZU Ryan Wiggins	19	66.0 800m	0:11.26 400m	0:34.24 [6] (0:11.37)	0:22.87 [4] (0:11.26)	0:11.61 [1] (0:11.61)	2:00.81	0:34.24
2	5	AMERICAN SAINT Justin Stanley	8	65.3 1800m	0:11.56 600m	0:35.78 [2] (0:11.56)	0:24.22 [1] (0:12.00)	0:12.22 [2] (0:12.22)	6L	0:35.78 -10
3	8	BERING SEA Harry Grace	14	65.8 600m	0:11.22 800m	0:34.87 [13] (0:11.34)	0:23.53 [12] (0:11.70)	0:11.83 [7] (0:11.83)	6.5L	0:34.87 -4
4	4	SIREN ROCK Jackson Murphy	4	67.6 1800m	0:11.39 1800m	0:35.71 [4] (0:11.56)	0:24.15 [3] (0:11.82)	0:12.33 [4] (0:12.33)	7L	0:35.71 -14
5	3	NIGHT OF POWER Scott Sheargold	13	66.6 600m	0:11.26 800m	0:35.19 [12] (0:11.31)	0:23.88 [11] (0:11.79)	0:12.09 [9] (0:12.09)	8L	0:35.19 -6
6	12	ARMOUR FORCE Nathan Day	15	66.3 800m	0:11.26 800m	0:35.36 [11] (0:11.56)	0:23.80 [13] (0:11.62)	0:12.18 [6] (0:12.18)	8.2L	0:35.36 +3
7	16	PORTNOY Les Tilley	6	66.6 1800m	0:11.48 1800m	0:36.34 [1] (0:11.64)	0:24.70 [2] (0:12.00)	0:12.70 [3] (0:12.70)	8.7L	0:36.34 -6
8	9	INVESTOR Chris Whiteley	5	64.8 1800m	0:11.55 600m	0:35.86 [7] (0:11.55)	0:24.31 [7] (0:11.88)	0:12.43 [5] (0:12.43)	8.9L	0:35.86 -18
9	6	SAYL Shannon Apthorpe	7	64.4 1800m	0:11.60 800m	0:35.95 [8] (0:11.60)	0:24.35 [8] (0:11.93)	0:12.42 [8] (0:12.42)	9.4L	0:35.95 -4
10	2	SAVVY LEGEND Graham Kliese	10	66.5 600m	0:11.35 800m	0:35.68 [10] (0:11.37)	0:24.31 [10] (0:12.13)	0:12.18 [13] (0:12.18)	9.5L	0:35.68 -5

Scratched: Heirborn (#15), Don Arcangelo (#19), The Driller (#18), Motamayiz (#20), Recondite (#21)

[] Ranking at each section and finish
 -:-:- No data available at this section
 NA No data available

SCN Saddle cloth number
 DNF Did not finish
 DNT Did not track



Townsville QLD Professional

Race 9: LADBROKES TOWNSVILLE CUP - 2000m

12 August 2023 - 16:04



Track Rating: Good 4, Weather: Fine, Rail Position: True Entire Course

Section				600m	400m	200m			Last 600m		
Field Times				0:34.74 (0:11.57)	0:23.17 (0:11.56)	0:11.61 (0:11.61)			0:34.74		
Rank	TAB	Horse/Jockey	Barrier	Top Speed [km/h]	Fastest Section	Margin			Distance Travelled [m]		
11	13	QUALITY ASSET Adam Sewell	20	66.0 800m	0:11.34 800m	0:35.19 [15] (0:11.47)	0:23.72 [15] (0:11.72)	0:12.00 [14] (0:12.00)	9.7L	0:35.19	+1
12	10	OLYMPIC KORCHNOI Adrian Layt	2	66.4 1800m	0:11.45 1800m	0:36.34 [3] (0:11.67)	0:24.67 [5] (0:12.29)	0:12.38 [10] (0:12.38)	9.9L	0:36.34	-8
13	14	MYSTERY 'N' MAGIC Nathan Thomas	18	65.0 600m	0:11.52 1000m	0:35.66 [16] (0:11.56)	0:24.10 [16] (0:11.64)	0:12.46 [15] (0:12.46)	12.4L	0:35.66	-7
14	17	PLAY ME NOW Tiffani Brooker	11	65.6 800m	0:11.31 800m	0:36.60 [9] (0:11.53)	0:25.07 [9] (0:12.11)	0:12.96 [11] (0:12.96)	13.4L	0:36.60	+4
15	11	STAR STATUS Jason Taylor	16	66.5 800m	0:11.18 800m	0:36.19 [14] (0:11.57)	0:24.62 [14] (0:12.07)	0:12.55 [16] (0:12.55)	13.6L	0:36.19	+5
16	7	ARCTIC WOLF Lacey Morrison	3	65.6 1800m	0:11.61 800m	0:37.16 [5] (0:11.71)	0:25.45 [6] (0:12.34)	0:13.11 [12] (0:13.11)	14.4L	0:37.16	-6

Scratched: Heirborn (#15), Don Arcangelo (#19), The Driller (#18), Motamayiz (#20), Recondite (#21)

[] Ranking at each section and finish
 -:-:-:- No data available at this section
 NA No data available

SCN Saddle cloth number
 DNF Did not finish
 DNT Did not track



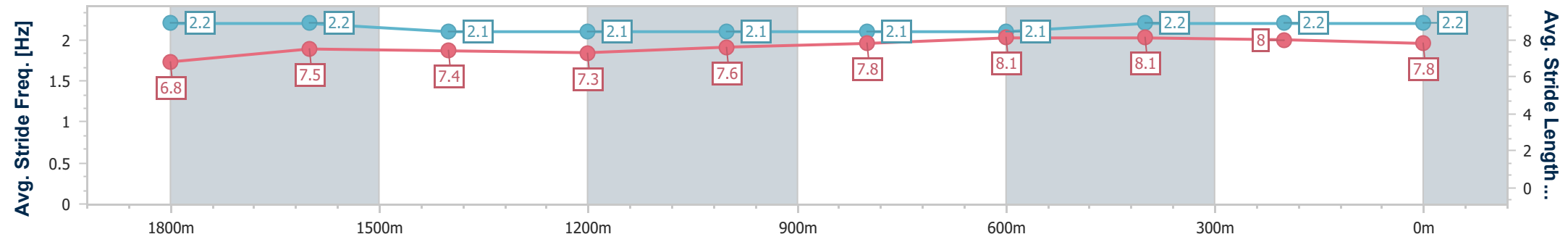
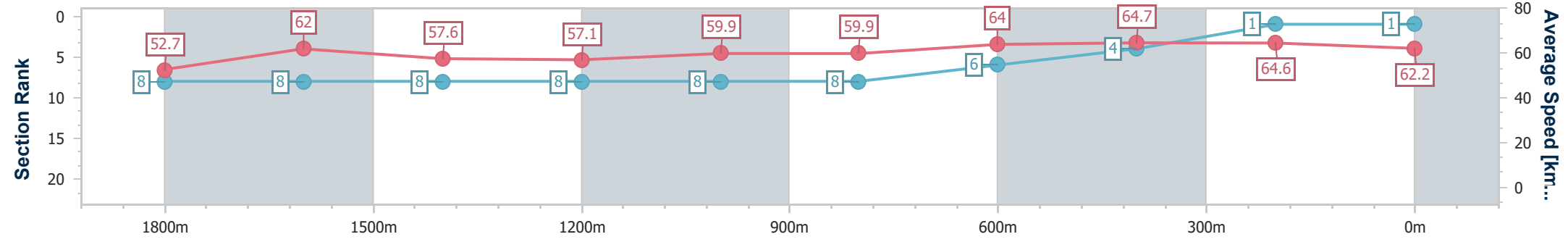
Horse/Jockey Name	Namazu
Final Rank	1
Fastest Section Time (Section)	0:11.26 (400m)
Top Speed [km/h] (Section)	66.0 (800m)
Race State	Finished



Townsville QLD Professional
 Race 9: LADBROKES TOWNSVILLE CUP - 2000m
 12 August 2023 - 16:04
 Track Rating: Good 4, Weather: Fine, Rail Position: True Entire Course



Section	Overall	1800m	1600m	1400m	1200m	1000m	800m	600m	400m	200m
Section Times	2:00.81 [1] (0:13.69)	1:47.12 [8] (0:11.84)	1:35.28 [8] (0:12.83)	1:22.45 [8] (0:12.64)	1:09.81 [8] (0:12.06)	0:57.75 [8] (0:12.11)	0:45.64 [8] (0:11.40)	0:34.24 [6] (0:11.37)	0:22.87 [4] (0:11.26)	0:11.61 [1] (0:11.61)
Average Speed [km/h]	52.7	62.0	57.6	57.1	59.9	59.9	64.0	64.7	64.6	62.2
Top Speed [km/h]	62.3	63.5	59.4	58.4	62.0	62.0	66.0	65.1	65.3	64.7
Avg. Dist. to Rail [m]	14.6	5.7	3.4	1.8	1.8	1.7	2.6	4.2	5.9	3.7
Avg. Stride Freq. [Hz]	2.2	2.2	2.1	2.1	2.1	2.1	2.1	2.2	2.2	2.2
Avg. Stride Length [m]	6.8	7.5	7.4	7.3	7.6	7.8	8.1	8.1	8.0	7.8



- [] Ranking at each section and finish
- .-.- No data available at this section
- NA No data available



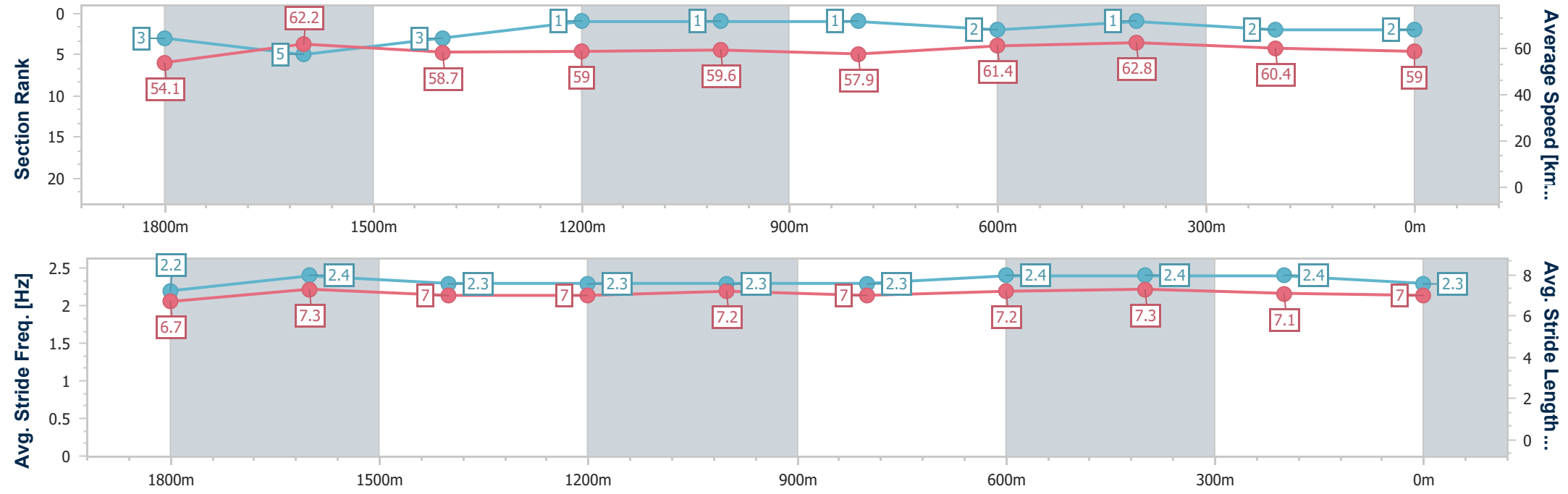
Horse/Jockey Name	American Saint
Final Rank	2
Fastest Section Time (Section)	0:11.56 (600m)
Top Speed [km/h] (Section)	65.3 (1800m)
Race State	Finished



Townsville QLD Professional
 Race 9: LADBROKES TOWNSVILLE CUP - 2000m
 12 August 2023 - 16:04
 Track Rating: Good 4, Weather: Fine, Rail Position: True Entire Course



Section	Overall	1800m	1600m	1400m	1200m	1000m	800m	600m	400m	200m
Section Times	2:01.86 [2] (0:13.31)	1:48.55 [3] (0:11.83)	1:36.72 [5] (0:12.57)	1:24.15 [3] (0:12.25)	1:11.90 [1] (0:12.07)	0:59.83 [1] (0:12.37)	0:47.46 [1] (0:11.68)	0:35.78 [2] (0:11.56)	0:24.22 [1] (0:12.00)	0:12.22 [2] (0:12.22)
Average Speed [km/h]	54.1	62.2	58.7	59.0	59.6	57.9	61.4	62.8	60.4	59.0
Top Speed [km/h]	64.5	65.3	59.3	60.2	60.7	60.4	63.3	64.0	62.1	60.9
Avg. Dist. to Rail [m]	10.1	6.7	3.6	1.1	0.4	1.1	0.6	1.8	3.9	4.5
Avg. Stride Freq. [Hz]	2.2	2.4	2.3	2.3	2.3	2.3	2.4	2.4	2.4	2.3
Avg. Stride Length [m]	6.7	7.3	7.0	7.0	7.2	7.0	7.2	7.3	7.1	7.0



- [] Ranking at each section and finish
- .-.- No data available at this section
- NA No data available



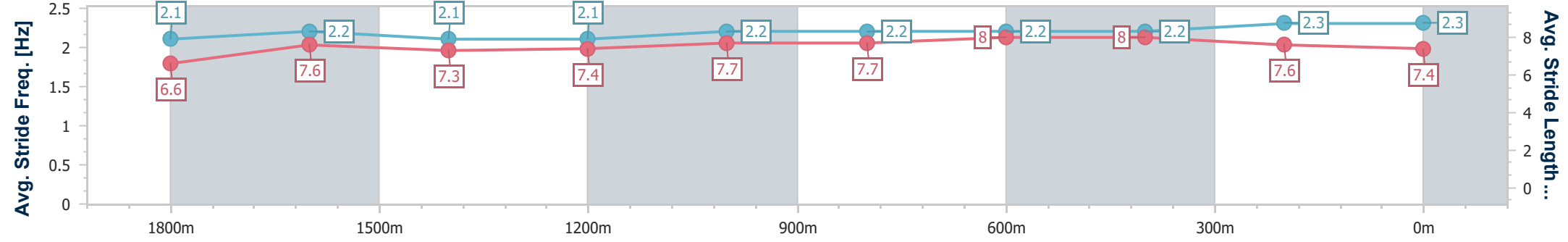
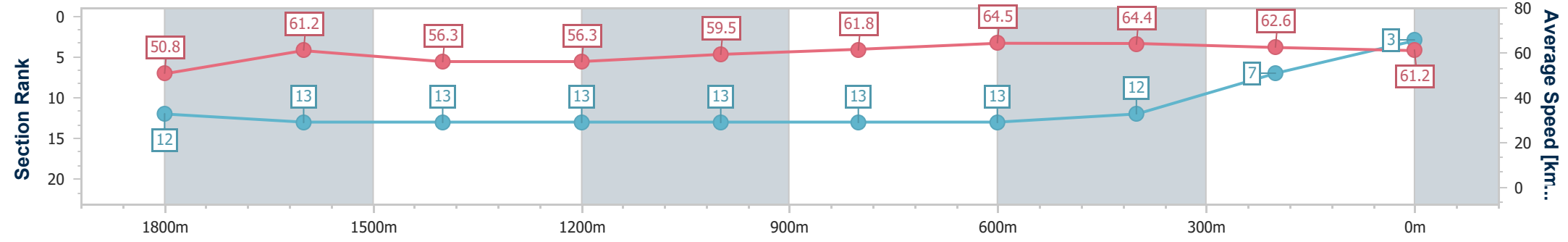
Horse/Jockey Name	Bering Sea
Final Rank	3
Fastest Section Time (Section)	0:11.22 (800m)
Top Speed [km/h] (Section)	65.8 (600m)
Race State	Finished



Townsville QLD Professional
 Race 9: LADBROKES TOWNSVILLE CUP - 2000m
 12 August 2023 - 16:04
 Track Rating: Good 4, Weather: Fine, Rail Position: True Entire Course



Section	Overall	1800m	1600m	1400m	1200m	1000m	800m	600m	400m	200m
Section Times	2:01.95 [3] (0:14.21)	1:47.74 [12] (0:12.01)	1:35.73 [13] (0:13.07)	1:22.66 [13] (0:12.82)	1:09.84 [13] (0:12.10)	0:57.74 [13] (0:11.65)	0:46.09 [13] (0:11.22)	0:34.87 [13] (0:11.34)	0:23.53 [12] (0:11.70)	0:11.83 [7] (0:11.83)
Average Speed [km/h]	50.8	61.2	56.3	56.3	59.5	61.8	64.5	64.4	62.6	61.2
Top Speed [km/h]	62.3	63.1	58.6	59.5	60.2	63.0	65.6	65.8	63.4	62.7
Avg. Dist. to Rail [m]	12.0	5.5	3.2	0.6	0.5	0.3	0.9	3.2	11.4	13.2
Avg. Stride Freq. [Hz]	2.1	2.2	2.1	2.1	2.2	2.2	2.2	2.2	2.3	2.3
Avg. Stride Length [m]	6.6	7.6	7.3	7.4	7.7	7.7	8.0	8.0	7.6	7.4



- [] Ranking at each section and finish
- .-.- No data available at this section
- NA No data available



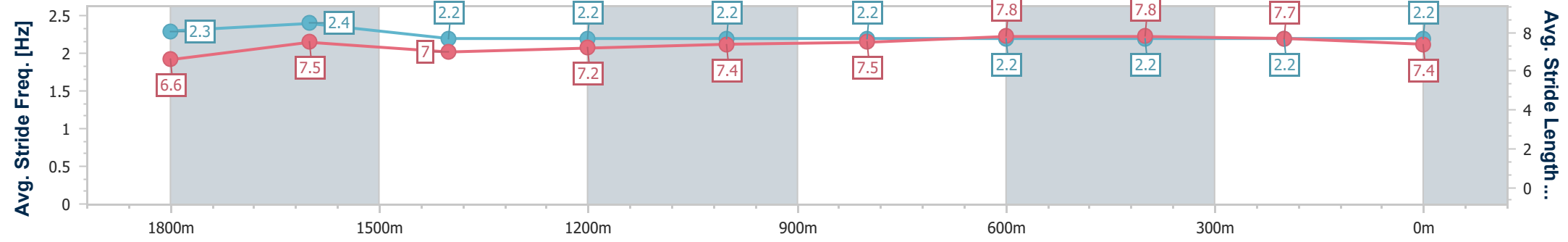
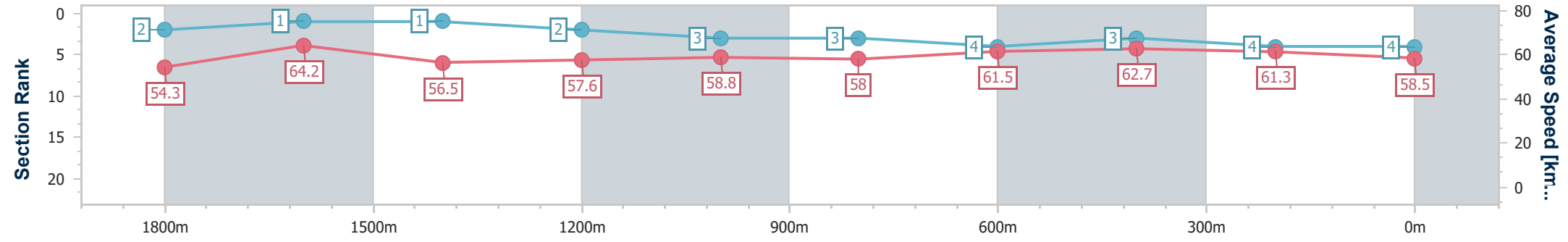
Horse/Jockey Name	Siren Rock
Final Rank	4
Fastest Section Time (Section)	0:11.39 (1800m)
Top Speed [km/h] (Section)	67.6 (1800m)
Race State	Finished



Townsville QLD Professional
 Race 9: LADBROKES TOWNSVILLE CUP - 2000m
 12 August 2023 - 16:04
 Track Rating: Good 4, Weather: Fine, Rail Position: True Entire Course



Section	Overall	1800m	1600m	1400m	1200m	1000m	800m	600m	400m	200m
Section Times	2:02.07 [4] (0:13.26)	1:48.81 [2] (0:11.39)	1:37.42 [1] (0:12.89)	1:24.53 [1] (0:12.46)	1:12.07 [2] (0:12.25)	0:59.82 [3] (0:12.38)	0:47.44 [3] (0:11.73)	0:35.71 [4] (0:11.56)	0:24.15 [3] (0:11.82)	0:12.33 [4] (0:12.33)
Average Speed [km/h]	54.3	64.2	56.5	57.6	58.8	58.0	61.5	62.7	61.3	58.5
Top Speed [km/h]	65.3	67.6	59.4	58.5	60.1	60.4	62.7	63.4	62.1	60.3
Avg. Dist. to Rail [m]	7.1	4.9	1.5	0.4	0.5	0.6	0.4	1.6	4.4	5.7
Avg. Stride Freq. [Hz]	2.3	2.4	2.2	2.2	2.2	2.2	2.2	2.2	2.2	2.2
Avg. Stride Length [m]	6.6	7.5	7.0	7.2	7.4	7.5	7.8	7.8	7.7	7.4



- [] Ranking at each section and finish
- .-.- No data available at this section
- NA No data available



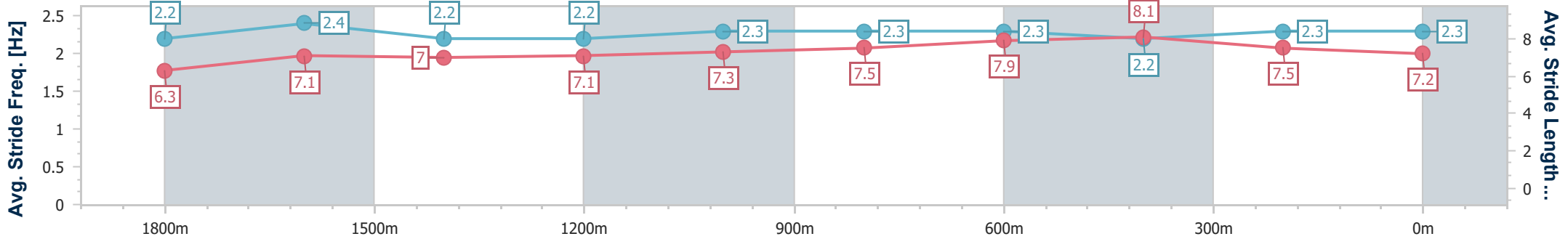
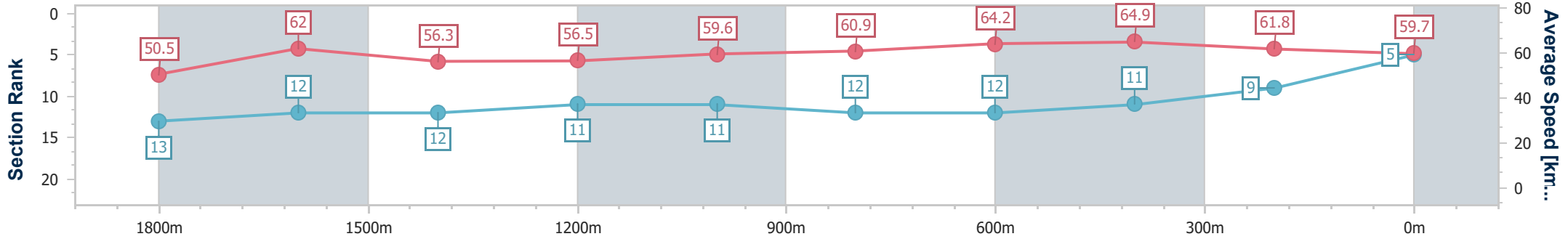
Horse/Jockey Name	Night Of Power
Final Rank	5
Fastest Section Time (Section)	0:11.26 (800m)
Top Speed [km/h] (Section)	66.6 (600m)
Race State	Finished



Townsville QLD Professional
 Race 9: LADBROKES TOWNSVILLE CUP - 2000m
 12 August 2023 - 16:04
 Track Rating: Good 4, Weather: Fine, Rail Position: True Entire Course



Section	Overall	1800m	1600m	1400m	1200m	1000m	800m	600m	400m	200m
Section Times	2:02.25 [5] (0:14.27)	1:47.98 [13] (0:11.80)	1:36.18 [12] (0:13.00)	1:23.18 [12] (0:12.80)	1:10.38 [11] (0:12.08)	0:58.30 [11] (0:11.85)	0:46.45 [12] (0:11.26)	0:35.19 [12] (0:11.31)	0:23.88 [11] (0:11.79)	0:12.09 [9] (0:12.09)
Average Speed [km/h]	50.5	62.0	56.3	56.5	59.6	60.9	64.2	64.9	61.8	59.7
Top Speed [km/h]	62.0	63.6	59.1	59.8	60.6	63.4	66.5	66.6	63.1	61.1
Avg. Dist. to Rail [m]	10.5	4.4	2.5	1.0	0.9	0.3	1.1	3.8	8.0	8.0
Avg. Stride Freq. [Hz]	2.2	2.4	2.2	2.2	2.3	2.3	2.3	2.2	2.3	2.3
Avg. Stride Length [m]	6.3	7.1	7.0	7.1	7.3	7.5	7.9	8.1	7.5	7.2



- [] Ranking at each section and finish
- .-.- No data available at this section
- NA No data available



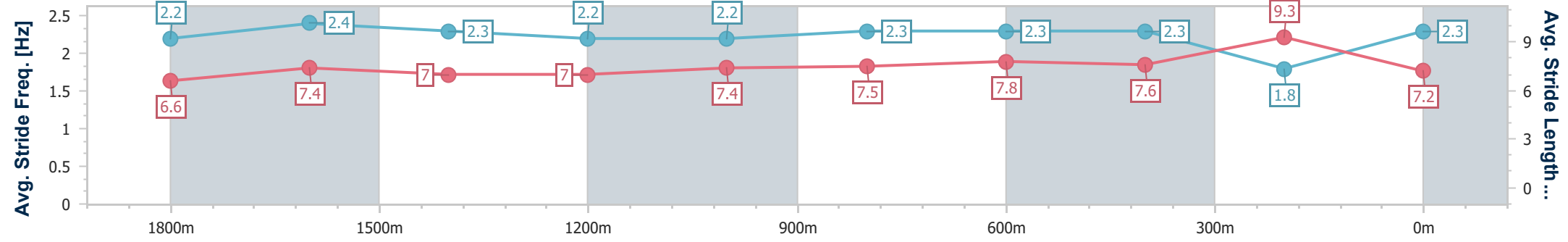
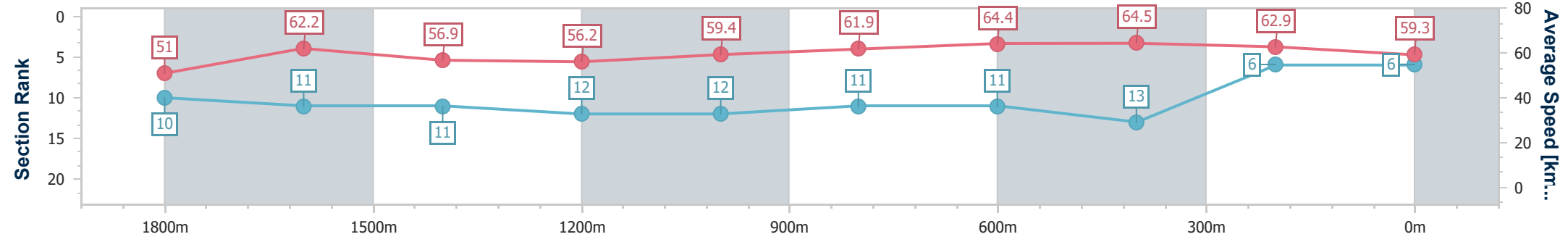
Horse/Jockey Name	Armour Force
Final Rank	6
Fastest Section Time (Section)	0:11.26 (800m)
Top Speed [km/h] (Section)	66.3 (800m)
Race State	Finished



Townsville QLD Professional
 Race 9: LADBROKES TOWNSVILLE CUP - 2000m
 12 August 2023 - 16:04
 Track Rating: Good 4, Weather: Fine, Rail Position: True Entire Course



Section	Overall	1800m	1600m	1400m	1200m	1000m	800m	600m	400m	200m
Section Times	2:02.29 [6] (0:14.11)	1:48.18 [10] (0:11.85)	1:36.33 [11] (0:13.08)	1:23.25 [11] (0:12.84)	1:10.41 [12] (0:12.12)	0:58.29 [12] (0:11.67)	0:46.62 [11] (0:11.26)	0:35.36 [11] (0:11.56)	0:23.80 [13] (0:11.62)	0:12.18 [6] (0:12.18)
Average Speed [km/h]	51.0	62.2	56.9	56.2	59.4	61.9	64.4	64.5	62.9	59.3
Top Speed [km/h]	65.5	65.8	58.8	59.5	61.7	64.2	66.3	65.6	64.6	61.5
Avg. Dist. to Rail [m]	13.4	6.3	4.3	0.6	1.0	0.7	1.7	6.5	9.7	8.7
Avg. Stride Freq. [Hz]	2.2	2.4	2.3	2.2	2.2	2.3	2.3	2.3	1.8	2.3
Avg. Stride Length [m]	6.6	7.4	7.0	7.0	7.4	7.5	7.8	7.6	9.3	7.2



- [] Ranking at each section and finish
- .-.- No data available at this section
- NA No data available



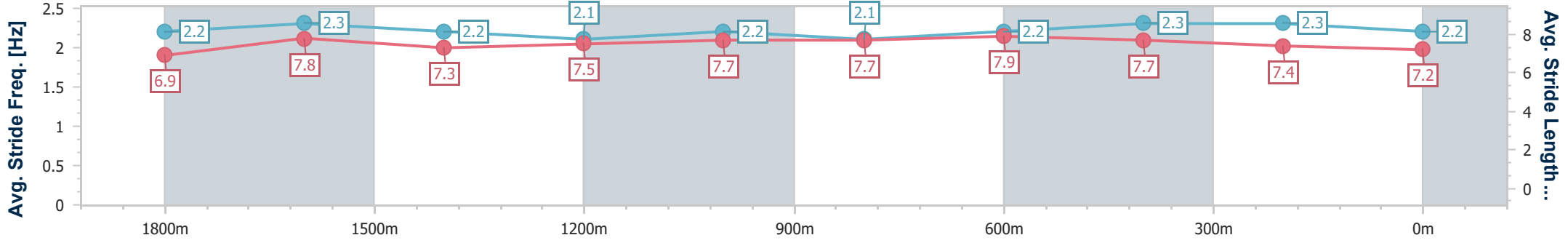
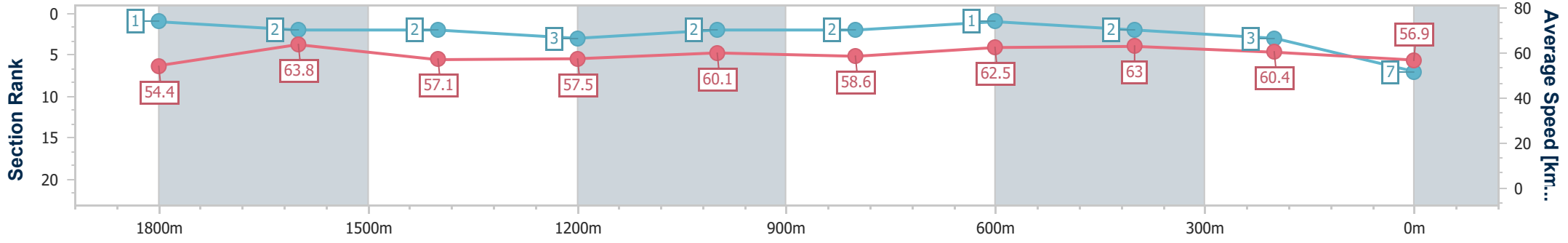
Horse/Jockey Name	Portnoy
Final Rank	7
Fastest Section Time (Section)	0:11.48 (1800m)
Top Speed [km/h] (Section)	66.6 (1800m)
Race State	Finished



Townsville QLD Professional
 Race 9: LADBROKES TOWNSVILLE CUP - 2000m
 12 August 2023 - 16:04
 Track Rating: Good 4, Weather: Fine, Rail Position: True Entire Course



Section	Overall	1800m	1600m	1400m	1200m	1000m	800m	600m	400m	200m
Section Times	2:02.41 [7] (0:13.25)	1:49.16 [1] (0:11.48)	1:37.68 [2] (0:12.96)	1:24.72 [2] (0:12.55)	1:12.17 [3] (0:12.00)	1:00.17 [2] (0:12.27)	0:47.90 [2] (0:11.56)	0:36.34 [1] (0:11.64)	0:24.70 [2] (0:12.00)	0:12.70 [3] (0:12.70)
Average Speed [km/h]	54.4	63.8	57.1	57.5	60.1	58.6	62.5	63.0	60.4	56.9
Top Speed [km/h]	65.6	66.6	59.8	58.8	61.3	61.2	64.0	64.1	62.0	59.0
Avg. Dist. to Rail [m]	8.4	5.8	3.6	1.2	0.5	0.2	1.1	3.1	4.8	4.8
Avg. Stride Freq. [Hz]	2.2	2.3	2.2	2.1	2.2	2.1	2.2	2.3	2.3	2.2
Avg. Stride Length [m]	6.9	7.8	7.3	7.5	7.7	7.7	7.9	7.7	7.4	7.2



- [] Ranking at each section and finish
- .-.- No data available at this section
- NA No data available



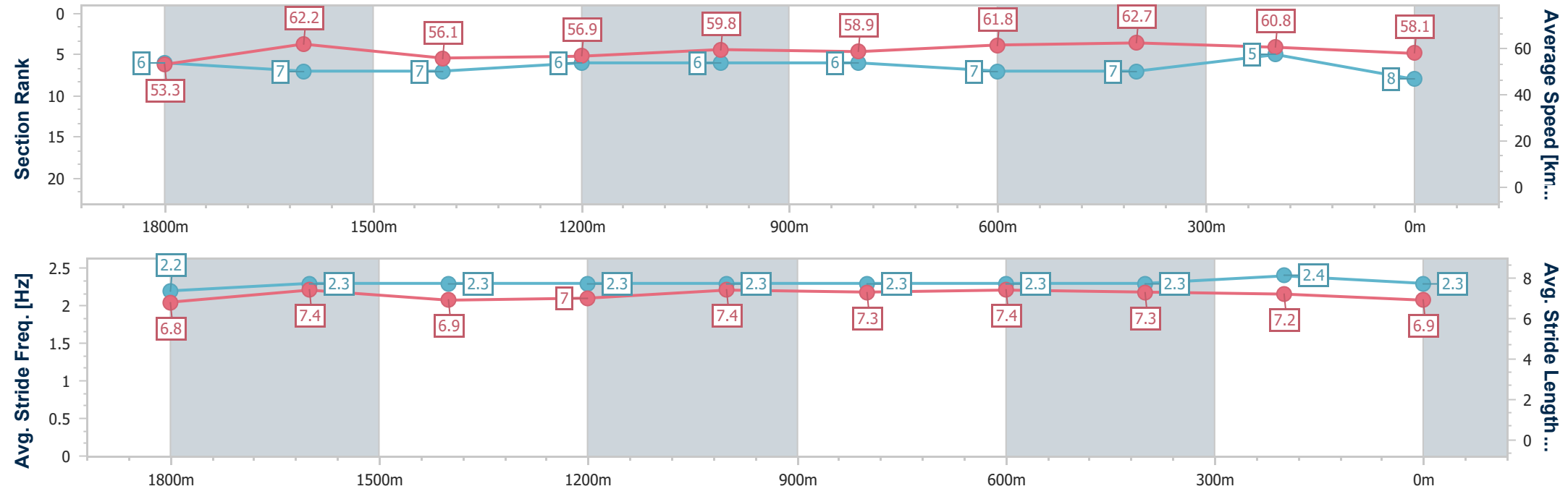
Horse/Jockey Name	Investor
Final Rank	8
Fastest Section Time (Section)	0:11.55 (600m)
Top Speed [km/h] (Section)	64.8 (1800m)
Race State	Finished



Townsville QLD Professional
 Race 9: LADBROKES TOWNSVILLE CUP - 2000m
 12 August 2023 - 16:04
 Track Rating: Good 4, Weather: Fine, Rail Position: True Entire Course



Section	Overall	1800m	1600m	1400m	1200m	1000m	800m	600m	400m	200m
Section Times	2:02.46 [8] (0:13.49)	1:48.97 [6] (0:11.77)	1:37.20 [7] (0:12.94)	1:24.26 [7] (0:12.54)	1:11.72 [6] (0:12.07)	0:59.65 [6] (0:12.14)	0:47.51 [6] (0:11.65)	0:35.86 [7] (0:11.55)	0:24.31 [7] (0:11.88)	0:12.43 [5] (0:12.43)
Average Speed [km/h]	53.3	62.2	56.1	56.9	59.8	58.9	61.8	62.7	60.8	58.1
Top Speed [km/h]	64.8	64.8	58.5	58.8	61.2	60.7	63.0	64.7	63.6	61.4
Avg. Dist. to Rail [m]	7.1	4.3	1.4	2.0	0.8	0.8	0.5	0.7	3.9	7.2
Avg. Stride Freq. [Hz]	2.2	2.3	2.3	2.3	2.3	2.3	2.3	2.3	2.4	2.3
Avg. Stride Length [m]	6.8	7.4	6.9	7.0	7.4	7.3	7.4	7.3	7.2	6.9



- [] Ranking at each section and finish
- .-.- No data available at this section
- NA No data available



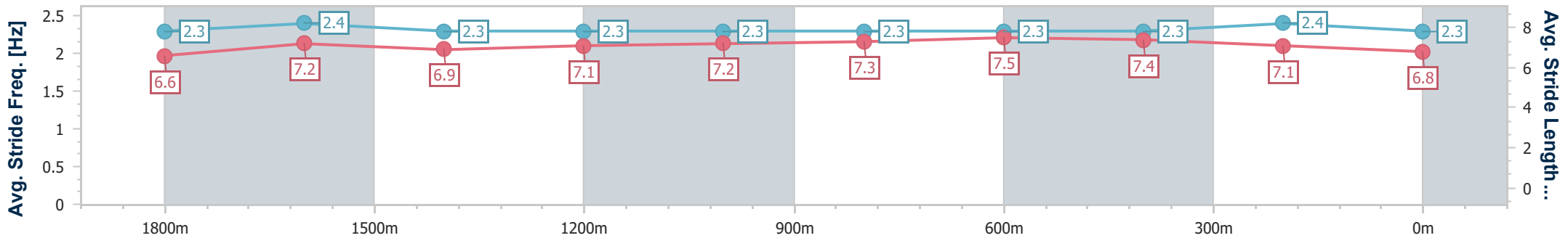
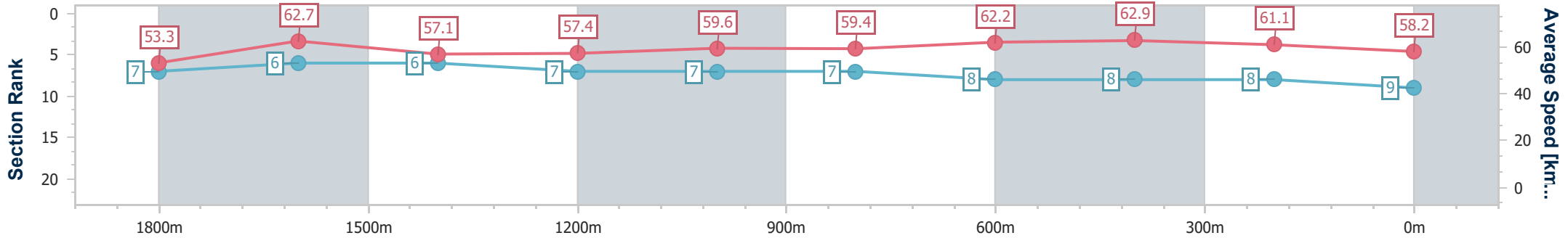
Horse/Jockey Name	Sayl
Final Rank	9
Fastest Section Time (Section)	0:11.60 (800m)
Top Speed [km/h] (Section)	64.4 (1800m)
Race State	Finished



Townsville QLD Professional
 Race 9: LADBROKES TOWNSVILLE CUP - 2000m
 12 August 2023 - 16:04
 Track Rating: Good 4, Weather: Fine, Rail Position: True Entire Course



Section	Overall	1800m	1600m	1400m	1200m	1000m	800m	600m	400m	200m
Section Times	2:02.57 [9] (0:13.50)	1:49.07 [7] (0:11.73)	1:37.34 [6] (0:12.94)	1:24.40 [6] (0:12.61)	1:11.79 [7] (0:12.09)	0:59.70 [7] (0:12.15)	0:47.55 [7] (0:11.60)	0:35.95 [8] (0:11.60)	0:24.35 [8] (0:11.93)	0:12.42 [8] (0:12.42)
Average Speed [km/h]	53.3	62.7	57.1	57.4	59.6	59.4	62.2	62.9	61.1	58.2
Top Speed [km/h]	63.6	64.4	58.9	58.8	61.7	61.1	64.0	63.9	62.0	59.1
Avg. Dist. to Rail [m]	9.5	5.8	3.6	1.6	2.1	0.6	0.7	3.0	7.5	8.4
Avg. Stride Freq. [Hz]	2.3	2.4	2.3	2.3	2.3	2.3	2.3	2.3	2.4	2.3
Avg. Stride Length [m]	6.6	7.2	6.9	7.1	7.2	7.3	7.5	7.4	7.1	6.8



- [] Ranking at each section and finish
- .-.- No data available at this section
- NA No data available



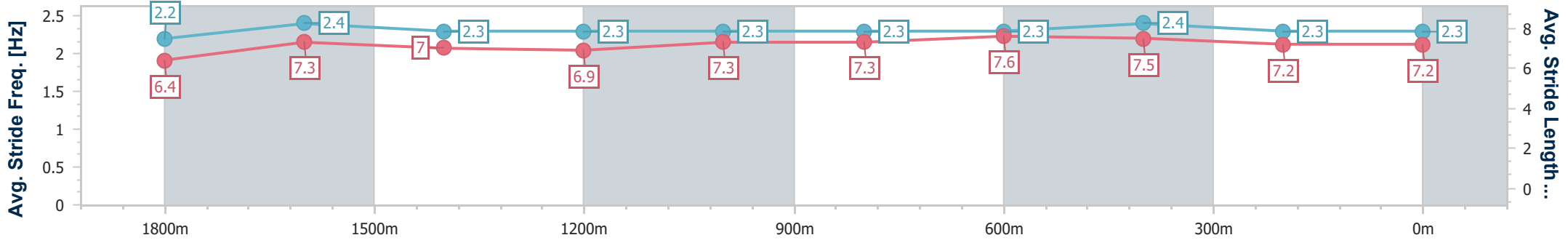
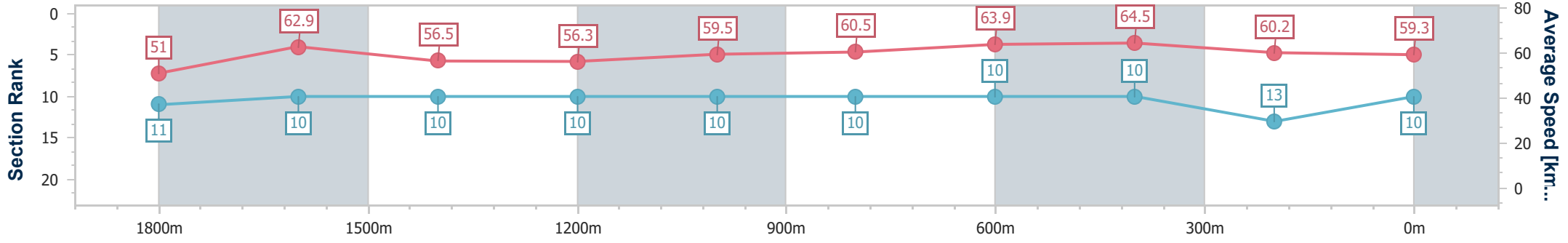
Horse/Jockey Name	Savvy Legend
Final Rank	10
Fastest Section Time (Section)	0:11.35 (800m)
Top Speed [km/h] (Section)	66.5 (600m)
Race State	Finished



Townsville QLD Professional
 Race 9: LADBROKES TOWNSVILLE CUP - 2000m
 12 August 2023 - 16:04
 Track Rating: Good 4, Weather: Fine, Rail Position: True Entire Course



Section	Overall	1800m	1600m	1400m	1200m	1000m	800m	600m	400m	200m
Section Times	2:02.60 [10] (0:14.11)	1:48.49 [11] (0:11.65)	1:36.84 [10] (0:13.02)	1:23.82 [10] (0:12.79)	1:11.03 [10] (0:12.10)	0:58.93 [10] (0:11.90)	0:47.03 [10] (0:11.35)	0:35.68 [10] (0:11.37)	0:24.31 [10] (0:12.13)	0:12.18 [13] (0:12.18)
Average Speed [km/h]	51.0	62.9	56.5	56.3	59.5	60.5	63.9	64.5	60.2	59.3
Top Speed [km/h]	64.6	65.4	58.0	59.0	61.6	62.0	65.9	66.5	62.1	61.7
Avg. Dist. to Rail [m]	9.4	4.3	3.0	0.4	0.4	0.3	1.3	4.0	10.6	13.0
Avg. Stride Freq. [Hz]	2.2	2.4	2.3	2.3	2.3	2.3	2.3	2.4	2.3	2.3
Avg. Stride Length [m]	6.4	7.3	7.0	6.9	7.3	7.3	7.6	7.5	7.2	7.2



- [] Ranking at each section and finish
- .-.- No data available at this section
- NA No data available



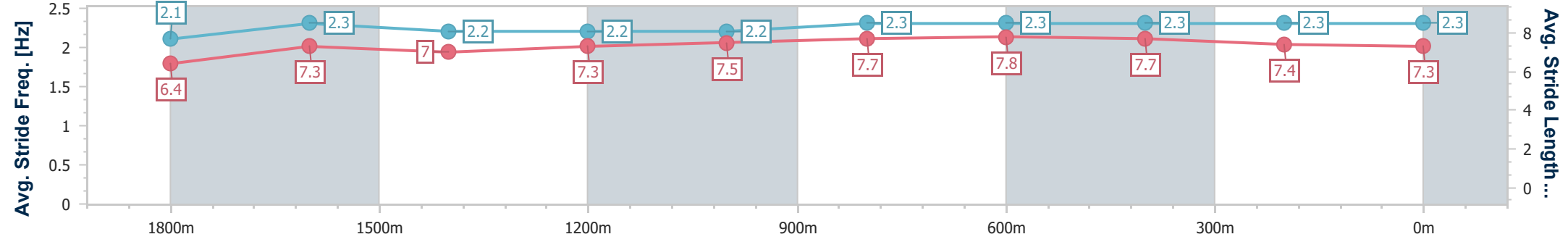
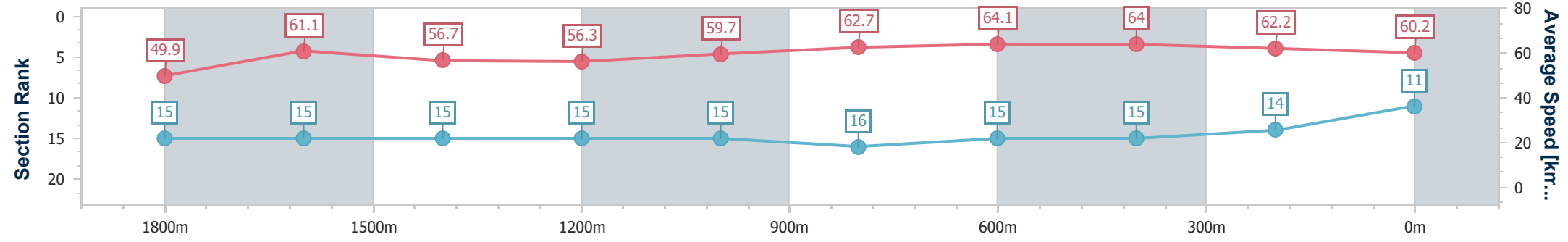
Horse/Jockey Name	Quality Asset
Final Rank	11
Fastest Section Time (Section)	0:11.34 (800m)
Top Speed [km/h] (Section)	66.0 (800m)
Race State	Finished



Townsville QLD Professional
 Race 9: LADBROKES TOWNSVILLE CUP - 2000m
 12 August 2023 - 16:04
 Track Rating: Good 4, Weather: Fine, Rail Position: True Entire Course



Section	Overall	1800m	1600m	1400m	1200m	1000m	800m	600m	400m	200m
Section Times	2:02.65 [11] (0:14.46)	1:48.19 [15] (0:12.06)	1:36.13 [15] (0:13.05)	1:23.08 [15] (0:12.90)	1:10.18 [15] (0:12.05)	0:58.13 [15] (0:11.60)	0:46.53 [16] (0:11.34)	0:35.19 [15] (0:11.47)	0:23.72 [15] (0:11.72)	0:12.00 [14] (0:12.00)
Average Speed [km/h]	49.9	61.1	56.7	56.3	59.7	62.7	64.1	64.0	62.2	60.2
Top Speed [km/h]	59.6	62.9	58.2	58.9	60.5	64.7	66.0	65.3	63.5	62.5
Avg. Dist. to Rail [m]	15.9	5.7	3.9	2.5	2.4	1.9	2.0	3.9	7.2	9.1
Avg. Stride Freq. [Hz]	2.1	2.3	2.2	2.2	2.2	2.3	2.3	2.3	2.3	2.3
Avg. Stride Length [m]	6.4	7.3	7.0	7.3	7.5	7.7	7.8	7.7	7.4	7.3



- [] Ranking at each section and finish
- .-.- No data available at this section
- NA No data available



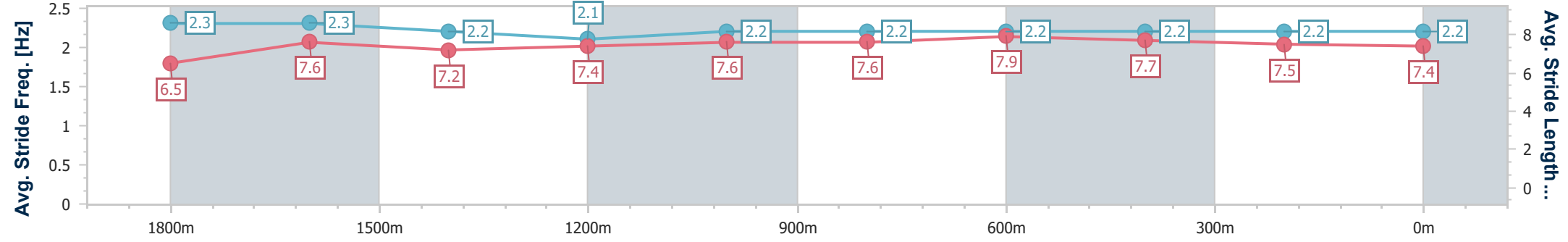
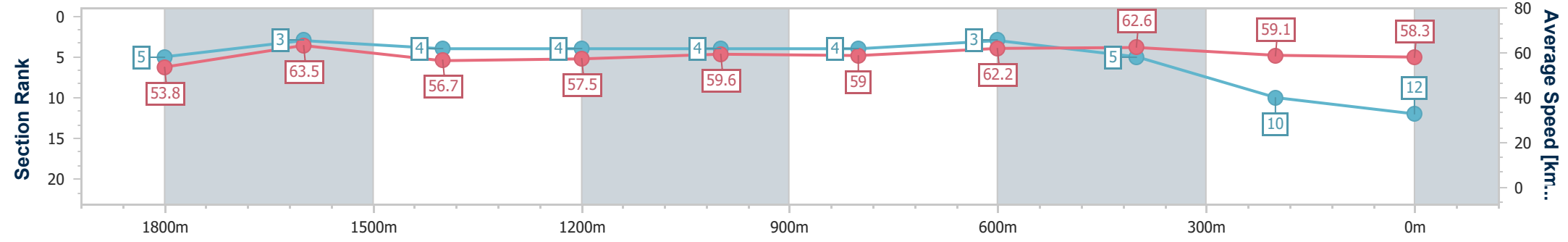
Horse/Jockey Name	Olympic Korchnoi
Final Rank	12
Fastest Section Time (Section)	0:11.45 (1800m)
Top Speed [km/h] (Section)	66.4 (1800m)
Race State	Finished



Townsville QLD Professional
 Race 9: LADBROKES TOWNSVILLE CUP - 2000m
 12 August 2023 - 16:04
 Track Rating: Good 4, Weather: Fine, Rail Position: True Entire Course



Section	Overall	1800m	1600m	1400m	1200m	1000m	800m	600m	400m	200m
Section Times	2:02.69 [12] (0:13.37)	1:49.32 [5] (0:11.45)	1:37.87 [3] (0:12.94)	1:24.93 [4] (0:12.55)	1:12.38 [4] (0:12.09)	1:00.29 [4] (0:12.27)	0:48.02 [4] (0:11.68)	0:36.34 [3] (0:11.67)	0:24.67 [5] (0:12.29)	0:12.38 [10] (0:12.38)
Average Speed [km/h]	53.8	63.5	56.7	57.5	59.6	59.0	62.2	62.6	59.1	58.3
Top Speed [km/h]	66.1	66.4	59.0	58.6	61.4	60.9	63.0	63.7	61.4	58.8
Avg. Dist. to Rail [m]	4.7	2.7	2.4	0.9	1.1	1.1	1.8	3.0	5.7	5.9
Avg. Stride Freq. [Hz]	2.3	2.3	2.2	2.1	2.2	2.2	2.2	2.2	2.2	2.2
Avg. Stride Length [m]	6.5	7.6	7.2	7.4	7.6	7.6	7.9	7.7	7.5	7.4



- [] Ranking at each section and finish
- .-.- No data available at this section
- NA No data available



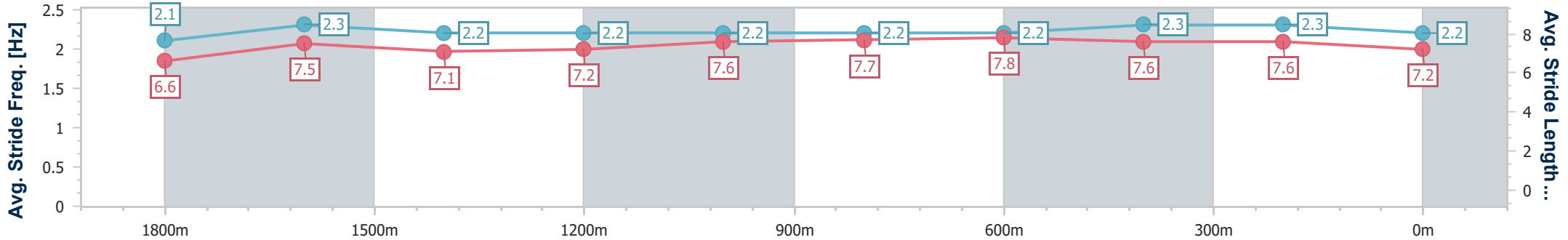
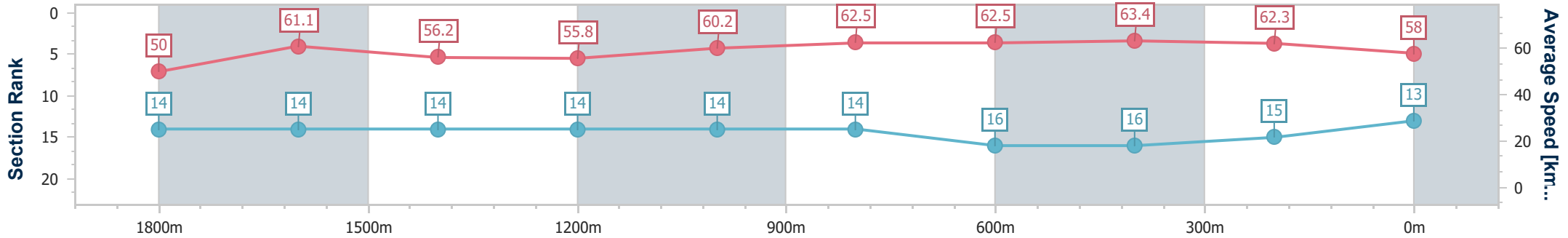
Horse/Jockey Name	Mystery 'N' Magic
Final Rank	13
Fastest Section Time (Section)	0:11.52 (1000m)
Top Speed [km/h] (Section)	65.0 (600m)
Race State	Finished



Townsville QLD Professional
 Race 9: LADBROKES TOWNSVILLE CUP - 2000m
 12 August 2023 - 16:04
 Track Rating: Good 4, Weather: Fine, Rail Position: True Entire Course



Section	Overall	1800m	1600m	1400m	1200m	1000m	800m	600m	400m	200m
Section Times	2:03.14 [13] (0:14.44)	1:48.70 [14] (0:11.99)	1:36.71 [14] (0:13.06)	1:23.65 [14] (0:12.93)	1:10.72 [14] (0:11.96)	0:58.76 [14] (0:11.52)	0:47.24 [14] (0:11.58)	0:35.66 [16] (0:11.56)	0:24.10 [16] (0:11.64)	0:12.46 [15] (0:12.46)
Average Speed [km/h]	50.0	61.1	56.2	55.8	60.2	62.5	62.5	63.4	62.3	58.0
Top Speed [km/h]	61.7	62.6	59.4	59.3	61.0	63.8	63.8	65.0	63.5	61.2
Avg. Dist. to Rail [m]	12.9	4.4	2.8	0.9	0.5	0.2	1.1	3.6	4.9	5.0
Avg. Stride Freq. [Hz]	2.1	2.3	2.2	2.2	2.2	2.2	2.2	2.3	2.3	2.2
Avg. Stride Length [m]	6.6	7.5	7.1	7.2	7.6	7.7	7.8	7.6	7.6	7.2



- [] Ranking at each section and finish
- .-.- No data available at this section
- NA No data available



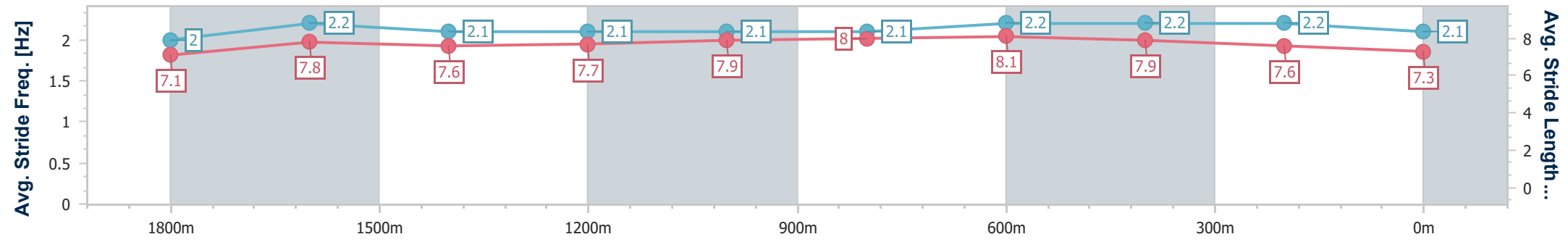
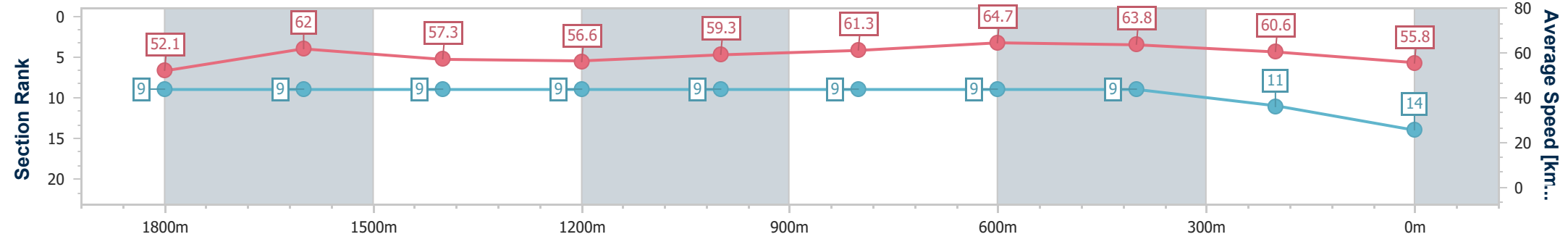
Horse/Jockey Name	Play Me Now
Final Rank	14
Fastest Section Time (Section)	0:11.31 (800m)
Top Speed [km/h] (Section)	65.6 (800m)
Race State	Finished



Townsville QLD Professional
 Race 9: LADBROKES TOWNSVILLE CUP - 2000m
 12 August 2023 - 16:04
 Track Rating: Good 4, Weather: Fine, Rail Position: True Entire Course



Section	Overall	1800m	1600m	1400m	1200m	1000m	800m	600m	400m	200m
Section Times	2:03.32 [14] (0:13.86)	1:49.46 [9] (0:11.85)	1:37.61 [9] (0:12.92)	1:24.69 [9] (0:12.81)	1:11.88 [9] (0:12.16)	0:59.72 [9] (0:11.81)	0:47.91 [9] (0:11.31)	0:36.60 [9] (0:11.53)	0:25.07 [9] (0:12.11)	0:12.96 [11] (0:12.96)
Average Speed [km/h]	52.1	62.0	57.3	56.6	59.3	61.3	64.7	63.8	60.6	55.8
Top Speed [km/h]	62.0	62.7	60.0	58.6	61.7	62.8	65.6	64.9	63.1	60.4
Avg. Dist. to Rail [m]	11.7	5.2	4.0	1.9	2.0	1.5	3.1	5.0	10.0	10.6
Avg. Stride Freq. [Hz]	2.0	2.2	2.1	2.1	2.1	2.1	2.2	2.2	2.2	2.1
Avg. Stride Length [m]	7.1	7.8	7.6	7.7	7.9	8.0	8.1	7.9	7.6	7.3



- [] Ranking at each section and finish
- .-.- No data available at this section
- NA No data available



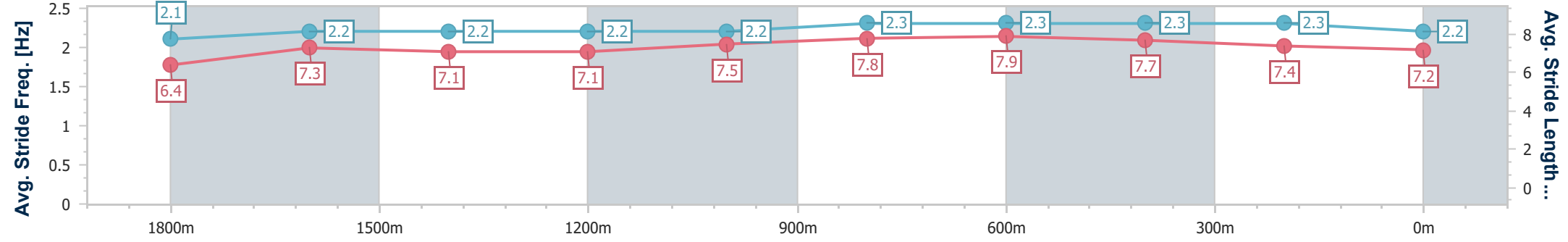
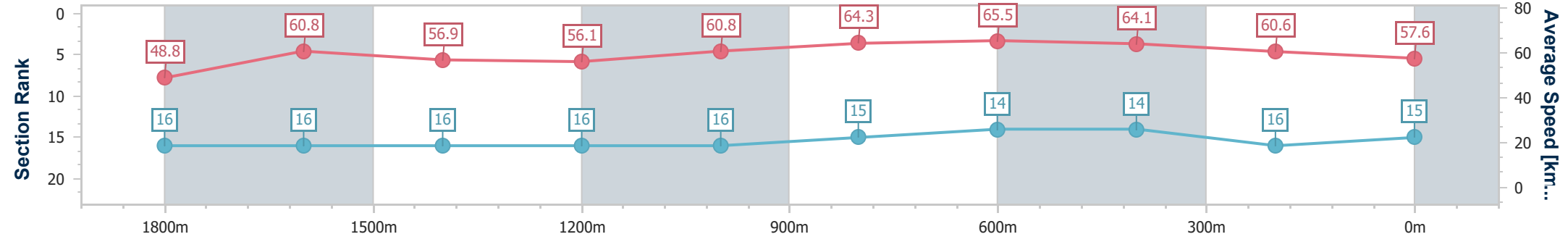
Horse/Jockey Name	Star Status
Final Rank	15
Fastest Section Time (Section)	0:11.18 (800m)
Top Speed [km/h] (Section)	66.5 (800m)
Race State	Finished



Townsville QLD Professional
 Race 9: LADBROKES TOWNSVILLE CUP - 2000m
 12 August 2023 - 16:04
 Track Rating: Good 4, Weather: Fine, Rail Position: True Entire Course



Section	Overall	1800m	1600m	1400m	1200m	1000m	800m	600m	400m	200m
Section Times	2:03.36 [15] (0:14.78)	1:48.58 [16] (0:12.06)	1:36.52 [16] (0:13.02)	1:23.50 [16] (0:12.90)	1:10.60 [16] (0:11.88)	0:58.72 [16] (0:11.35)	0:47.37 [15] (0:11.18)	0:36.19 [14] (0:11.57)	0:24.62 [14] (0:12.07)	0:12.55 [16] (0:12.55)
Average Speed [km/h]	48.8	60.8	56.9	56.1	60.8	64.3	65.5	64.1	60.6	57.6
Top Speed [km/h]	61.4	61.5	58.2	59.3	61.7	66.1	66.5	66.0	61.4	59.8
Avg. Dist. to Rail [m]	13.0	5.3	3.7	2.2	2.4	2.8	3.5	5.6	10.8	13.0
Avg. Stride Freq. [Hz]	2.1	2.2	2.2	2.2	2.2	2.3	2.3	2.3	2.3	2.2
Avg. Stride Length [m]	6.4	7.3	7.1	7.1	7.5	7.8	7.9	7.7	7.4	7.2



- [] Ranking at each section and finish
- .-.- No data available at this section
- NA No data available



Horse/Jockey Name	Arctic Wolf
Final Rank	16
Fastest Section Time (Section)	0:11.61 (800m)
Top Speed [km/h] (Section)	65.6 (1800m)
Race State	Finished



Townsville QLD Professional

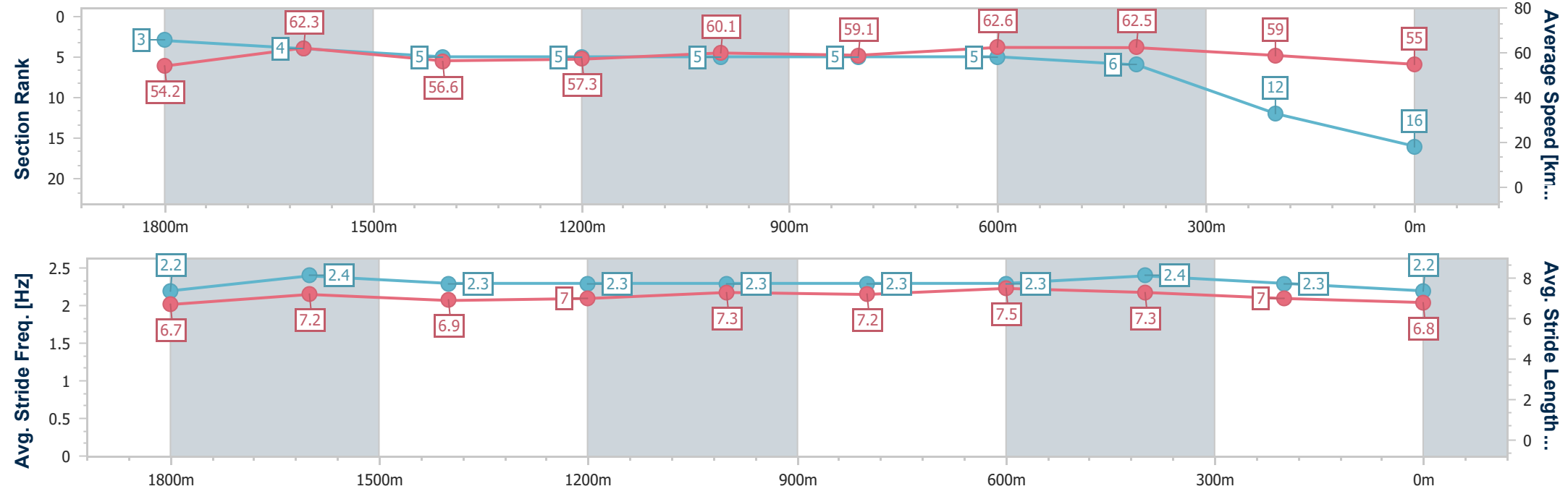
Race 9: LADBROKES TOWNSVILLE CUP - 2000m

12 August 2023 - 16:04

Track Rating: Good 4, Weather: Fine, Rail Position: True Entire Course



Section	Overall	1800m	1600m	1400m	1200m	1000m	800m	600m	400m	200m
Section Times	2:03.52 [16] (0:13.31)	1:50.21 [3] (0:11.81)	1:38.40 [4] (0:12.92)	1:25.48 [5] (0:12.55)	1:12.93 [5] (0:11.96)	1:00.97 [5] (0:12.20)	0:48.77 [5] (0:11.61)	0:37.16 [5] (0:11.71)	0:25.45 [6] (0:12.34)	0:13.11 [12] (0:13.11)
Average Speed [km/h]	54.2	62.3	56.6	57.3	60.1	59.1	62.6	62.5	59.0	55.0
Top Speed [km/h]	65.0	65.6	58.3	59.3	61.7	61.1	63.7	64.1	60.2	57.4
Avg. Dist. to Rail [m]	6.4	5.5	2.2	0.7	0.3	0.6	1.6	3.5	6.8	7.9
Avg. Stride Freq. [Hz]	2.2	2.4	2.3	2.3	2.3	2.3	2.3	2.4	2.3	2.2
Avg. Stride Length [m]	6.7	7.2	6.9	7.0	7.3	7.2	7.5	7.3	7.0	6.8



- [] Ranking at each section and finish
- .-.- No data available at this section
- NA No data available