



Townsville QLD Professional

Race 8: CAPE CLEVELAND OPEN Handicap - 1300m



12 August 2023 - 15:29

Track Rating: Good 4, Weather: Fine, Rail Position: True

Section		Overall	1200m	1000m	800m	600m	400m	Last 600m					
Field Times		1:15.51 (0:08.06)	1:07.45 (0:10.45)	0:57.00 (0:10.56)	0:46.44 (0:10.99)	0:35.45 (0:11.48)	0:23.97 (0:11.78)	0:35.45					
Rank	TAB	Horse/Jockey	Barrier	Top Speed [km/h]	Fastest Section	Distance Travelled [m]							
1	10	O'MUDGEES Georgina Cartwright	14	69.0 800m	0:08.74 Overall	1:15.51 [1] (0:08.74)	1:06.77 [14] (0:10.88)	0:55.89 [13] (0:10.84)	0:45.05 [13] (0:10.66)	0:34.39 [13] (0:10.95)	0:23.44 [10] (0:11.36)	0:34.39	
2	9	HELL OF A BOY Nathan Day	5	69.1 800m	0:08.32 Overall	1:15.61 [2] (0:08.32)	1:07.29 [6] (0:10.84)	0:56.45 [10] (0:10.82)	0:45.63 [10] (0:10.77)	0:34.86 [10] (0:11.21)	0:23.65 [9] (0:11.59)	0:34.86	+0
3	3	HE'S XCEPTIONAL Adrian Layt	4	70.7 1000m	0:08.22 Overall	1:15.67 [3] (0:08.22)	1:07.45 [4] (0:10.54)	0:56.91 [5] (0:10.64)	0:46.27 [5] (0:10.94)	0:35.33 [5] (0:11.43)	0:23.90 [4] (0:11.66)	0:35.33	+5
4	12	READY FOR MAGIC Les Tilley	8	69.0 1200m	0:08.40 Overall	1:15.74 [4] (0:08.40)	1:07.34 [8] (0:10.99)	0:56.35 [11] (0:10.88)	0:45.47 [12] (0:10.76)	0:34.71 [11] (0:11.11)	0:23.60 [12] (0:11.59)	0:34.71	+0
5	2	CIRCULARITY Ryan Wiggins	11	70.0 1200m	0:08.06 Overall	1:15.79 [5] (0:08.06)	1:07.73 [1] (0:10.51)	0:57.22 [3] (0:10.62)	0:46.60 [3] (0:10.94)	0:35.66 [3] (0:11.41)	0:24.25 [1] (0:11.78)	0:35.66	+0
6	4	ZOUVILLA Pietro Romeo	3	69.7 1200m	0:08.42 Overall	1:15.87 [6] (0:08.42)	1:07.45 [9] (0:10.63)	0:56.82 [8] (0:10.68)	0:46.14 [8] (0:10.89)	0:35.25 [8] (0:11.19)	0:24.06 [6] (0:11.65)	0:35.25	+1
7	6	BONES Jackson Murphy	9	70.3 1200m	0:08.33 Overall	1:16.06 [7] (0:08.33)	1:07.73 [7] (0:10.51)	0:57.22 [6] (0:10.58)	0:46.64 [6] (0:10.94)	0:35.70 [6] (0:11.48)	0:24.22 [7] (0:11.85)	0:35.70	+3
8	11	RED LIGHT ROXANNE Lacey Morrison	16	68.7 1000m	0:09.00 Overall	1:16.29 [8] (0:09.00)	1:07.29 [15] (0:11.02)	0:56.27 [15] (0:10.77)	0:45.50 [15] (0:10.77)	0:34.73 [14] (0:11.11)	0:23.62 [14] (0:11.46)	0:34.73	-1
9	15	HALLSIDE HAMMER Rebecca Wilson	10	70.0 1200m	0:08.11 Overall	1:16.55 [9] (0:08.11)	1:08.44 [2] (0:10.40)	0:58.04 [1] (0:10.69)	0:47.35 [4] (0:11.05)	0:36.30 [4] (0:11.53)	0:24.77 [5] (0:11.88)	0:36.30	-4
10	5	INCHING CLOSER Morgan Butler	6	68.2 1200m	0:08.53 Overall	1:16.68 [10] (0:08.53)	1:08.15 [11] (0:10.86)	0:57.29 [12] (0:10.80)	0:46.49 [11] (0:10.93)	0:35.56 [12] (0:11.28)	0:24.28 [13] (0:11.62)	0:35.56	-3

Scratched: Game Theory (#8), Demon Award (#17), Courtesy Bus (#13)

[] Ranking at each section and finish
 -:-:- No data available at this section
 NA No data available

SCN Saddle cloth number
 DNF Did not finish
 DNT Did not track



Townsville QLD Professional

Race 8: CAPE CLEVELAND OPEN Handicap - 1300m

12 August 2023 - 15:29



Track Rating: Good 4, Weather: Fine, Rail Position: True

Section		Overall	1200m	1000m	800m	600m	400m	Last 600m				
Field Times		1:15.51 (0:08.06)	1:07.45 (0:10.45)	0:57.00 (0:10.56)	0:46.44 (0:10.99)	0:35.45 (0:11.48)	0:23.97 (0:11.78)	0:35.45				
Rank	TAB Horse/Jockey	Barrier	Top Speed [km/h]	Fastest Section	Distance Travelled [m]							
11	18 STRATHCONA Nathan Thomas	12	69.8 1000m	0:08.56 Overall	1:16.82 [11] (0:08.56)	1:08.26 [12] (0:10.13)	0:58.13 [4] (0:10.38)	0:47.75 [1] (0:11.06)	0:36.69 [2] (0:11.51)	0:25.18 [3] (0:12.14)	0:36.69	+3
12	1 BOLD KINGSTON Ashley Butler	15	69.9 1000m	0:08.19 Overall	1:16.90 [12] (0:08.19)	1:08.71 [3] (0:10.33)	0:58.38 [2] (0:10.62)	0:47.76 [2] (0:10.92)	0:36.84 [1] (0:11.51)	0:25.33 [2] (0:12.03)	0:36.84	-7
13	14 FOCUS Scott Sheargold	1	69.8 1200m	0:08.30 Overall	1:16.94 [13] (0:08.30)	1:08.64 [5] (0:10.61)	0:58.03 [7] (0:10.68)	0:47.35 [7] (0:10.98)	0:36.37 [7] (0:11.33)	0:25.04 [8] (0:12.06)	0:36.37	-4
14	7 FAMILY STAR Justin Stanley	2	70.1 1200m	0:08.43 Overall	1:17.37 [14] (0:08.43)	1:08.94 [10] (0:10.65)	0:58.29 [9] (0:10.74)	0:47.55 [9] (0:10.88)	0:36.67 [9] (0:11.42)	0:25.25 [11] (0:11.81)	0:36.67	-4
15	16 COOLMEANS Jason Taylor	13	67.2 1000m	0:08.61 Overall	1:17.61 [15] (0:08.61)	1:09.00 [13] (0:11.13)	0:57.87 [14] (0:10.91)	0:46.96 [14] (0:10.94)	0:36.02 [15] (0:11.33)	0:24.69 [15] (0:11.89)	0:36.02	-2

Scratched: Game Theory (#8), Demon Award (#17), Courtesy Bus (#13)

[] Ranking at each section and finish
 -:-:-:- No data available at this section
 NA No data available

SCN Saddle cloth number
 DNF Did not finish
 DNT Did not track



Townsville QLD Professional

Race 8: CAPE CLEVELAND OPEN Handicap - 1300m

12 August 2023 - 15:29



Track Rating: Good 4, Weather: Fine, Rail Position: True

Section				200m				Last 600m	
Field Times				0:12.19 (0:12.19)				0:35.45	
Rank	TAB	Horse/Jockey	Barrier	Top Speed [km/h]	Fastest Section	Margin			Distance Travelled [m]
1	10	O'MUDGE Georgina Cartwright	14	69.0 800m	0:08.74 Overall	0:12.08 [3] (0:12.08)	1:15.51		0:34.39
2	9	HELL OF A BOY Nathan Day	5	69.1 800m	0:08.32 Overall	0:12.06 [5] (0:12.06)	0.5L		0:34.86 +0
3	3	HE'S XCEPTIONAL Adrian Layt	4	70.7 1000m	0:08.22 Overall	0:12.24 [2] (0:12.24)	0.7L		0:35.33 +5
4	12	READY FOR MAGIC Les Tilley	8	69.0 1200m	0:08.40 Overall	0:12.01 [9] (0:12.01)	1.1L		0:34.71 +0
5	2	CIRCULARITY Ryan Wiggins	11	70.0 1200m	0:08.06 Overall	0:12.47 [1] (0:12.47)	1.3L		0:35.66 +0
6	4	ZOUVILLA Pietro Romeo	3	69.7 1200m	0:08.42 Overall	0:12.41 [4] (0:12.41)	1.7L		0:35.25 +1
7	6	BONES Jackson Murphy	9	70.3 1200m	0:08.33 Overall	0:12.37 [8] (0:12.37)	2.7L		0:35.70 +3
8	11	RED LIGHT ROXANNE Lacey Morrison	16	68.7 1000m	0:09.00 Overall	0:12.16 [14] (0:12.16)	4L		0:34.73 -1
9	15	HALLSIDE HAMMER Rebecca Wilson	10	70.0 1200m	0:08.11 Overall	0:12.89 [7] (0:12.89)	5.5L		0:36.30 -4
10	5	INCHING CLOSER Morgan Butler	6	68.2 1200m	0:08.53 Overall	0:12.66 [13] (0:12.66)	6.3L		0:35.56 -3

Scratched: Game Theory (#8), Demon Award (#17), Courtesy Bus (#13)

[] Ranking at each section and finish
 -:-:- No data available at this section
 NA No data available

SCN Saddle cloth number
 DNF Did not finish
 DNT Did not track



Townsville QLD Professional

Race 8: CAPE CLEVELAND OPEN Handicap - 1300m

12 August 2023 - 15:29



Track Rating: Good 4, Weather: Fine, Rail Position: True

Section				200m				Last 600m	
Field Times				0:12.19 (0:12.19)				0:35.45	
Rank	TAB	Horse/Jockey	Barrier	Top Speed [km/h]	Fastest Section	Margin			Distance Travelled [m]
11	18	STRATHCONA Nathan Thomas	12	69.8 1000m	0:08.56 Overall (0:13.04)	7.1L		0:36.69	+3
12	1	BOLD KINGSTON Ashley Butler	15	69.9 1000m	0:08.19 Overall (0:13.30)	7.6L		0:36.84	-7
13	14	FOCUS Scott Sheargold	1	69.8 1200m	0:08.30 Overall (0:12.98)	7.8L		0:36.37	-4
14	7	FAMILY STAR Justin Stanley	2	70.1 1200m	0:08.43 Overall (0:13.44)	10.3L		0:36.67	-4
15	16	COOLMEANS Jason Taylor	13	67.2 1000m	0:08.61 Overall (0:12.80)	11.6L		0:36.02	-2

Scratched: Game Theory (#8), Demon Award (#17), Courtesy Bus (#13)

[] Ranking at each section and finish
 -:-:-:- No data available at this section
 NA No data available

SCN Saddle cloth number
 DNF Did not finish
 DNT Did not track



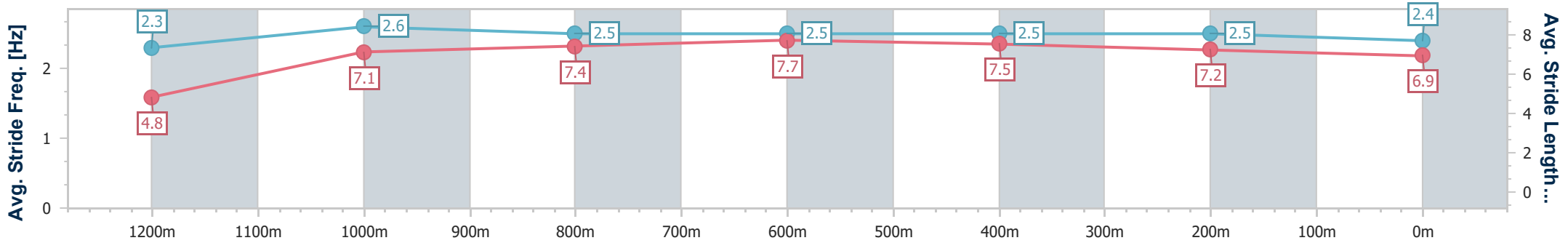
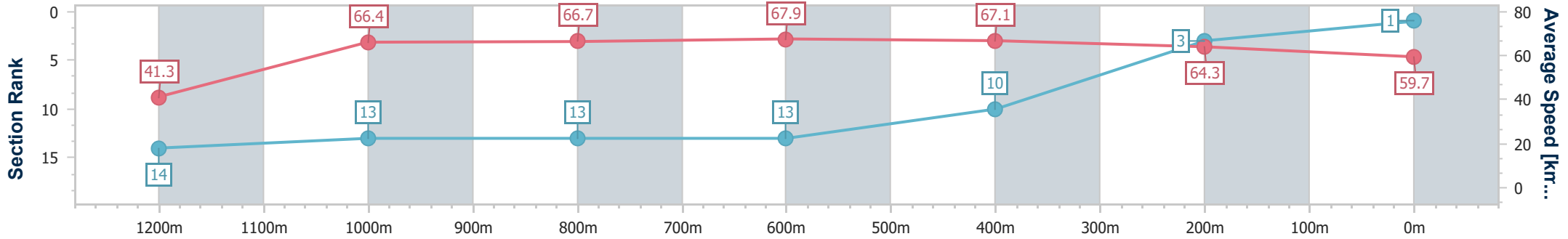
Horse/Jockey Name	O'mudgee
Final Rank	1
Fastest Section Time (Section)	0:08.74 (Overall)
Top Speed [km/h] (Section)	69.0 (800m)
Race State	Finished



Townsville QLD Professional
 Race 8: CAPE CLEVELAND OPEN Handicap - 1300m
 12 August 2023 - 15:29
 Track Rating: Good 4, Weather: Fine, Rail Position: True



Section	Overall	1200m	1000m	800m	600m	400m	200m
Section Times	1:15.51 [1] (0:08.74)	1:06.77 [14] (0:10.88)	0:55.89 [13] (0:10.84)	0:45.05 [13] (0:10.66)	0:34.39 [13] (0:10.95)	0:23.44 [10] (0:11.36)	0:12.08 [3] (0:12.08)
Average Speed [km/h]	41.3	66.4	66.7	67.9	67.1	64.3	59.7
Top Speed [km/h]	63.7	67.7	67.8	69.0	68.2	66.6	63.5
Avg. Dist. to Rail [m]	15.6	4.3	0.8	1.1	4.0	9.5	11.7
Avg. Stride Freq. [Hz]	2.3	2.6	2.5	2.5	2.5	2.5	2.4
Avg. Stride Length [m]	4.8	7.1	7.4	7.7	7.5	7.2	6.9



- [] Ranking at each section and finish
- .-.- No data available at this section
- NA No data available



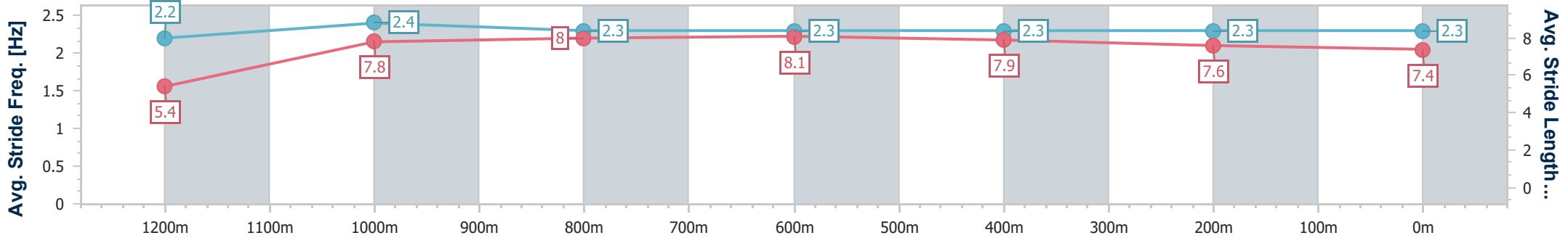
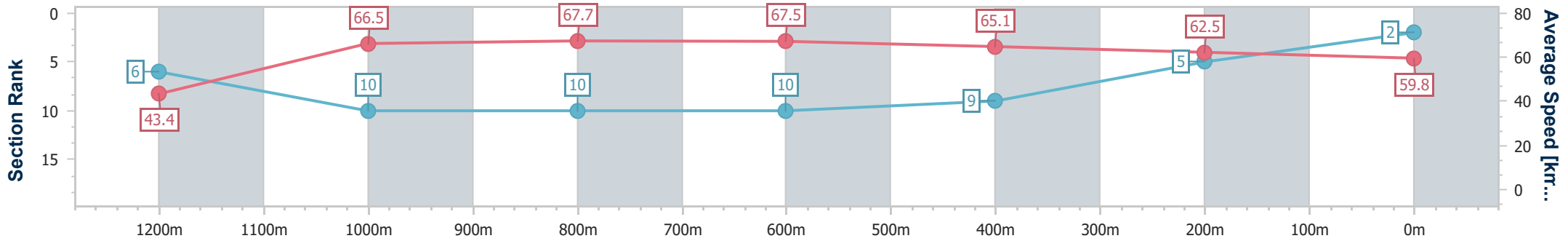
Horse/Jockey Name	Hell Of A Boy
Final Rank	2
Fastest Section Time (Section)	0:08.32 (Overall)
Top Speed [km/h] (Section)	69.1 (800m)
Race State	Finished



Townsville QLD Professional
 Race 8: CAPE CLEVELAND OPEN Handicap - 1300m
 12 August 2023 - 15:29
 Track Rating: Good 4, Weather: Fine, Rail Position: True



Section	Overall	1200m	1000m	800m	600m	400m	200m
Section Times	1:15.61 [2] (0:08.32)	1:07.29 [6] (0:10.84)	0:56.45 [10] (0:10.82)	0:45.63 [10] (0:10.77)	0:34.86 [10] (0:11.21)	0:23.65 [9] (0:11.59)	0:12.06 [5]
Average Speed [km/h]	43.4	66.5	67.7	67.5	65.1	62.5	59.8
Top Speed [km/h]	64.0	68.2	68.6	69.1	65.9	63.8	62.1
Avg. Dist. to Rail [m]	9.1	4.1	3.1	1.9	2.8	4.5	6.1
Avg. Stride Freq. [Hz]	2.2	2.4	2.3	2.3	2.3	2.3	2.3
Avg. Stride Length [m]	5.4	7.8	8.0	8.1	7.9	7.6	7.4



- [] Ranking at each section and finish
- .-.- No data available at this section
- NA No data available



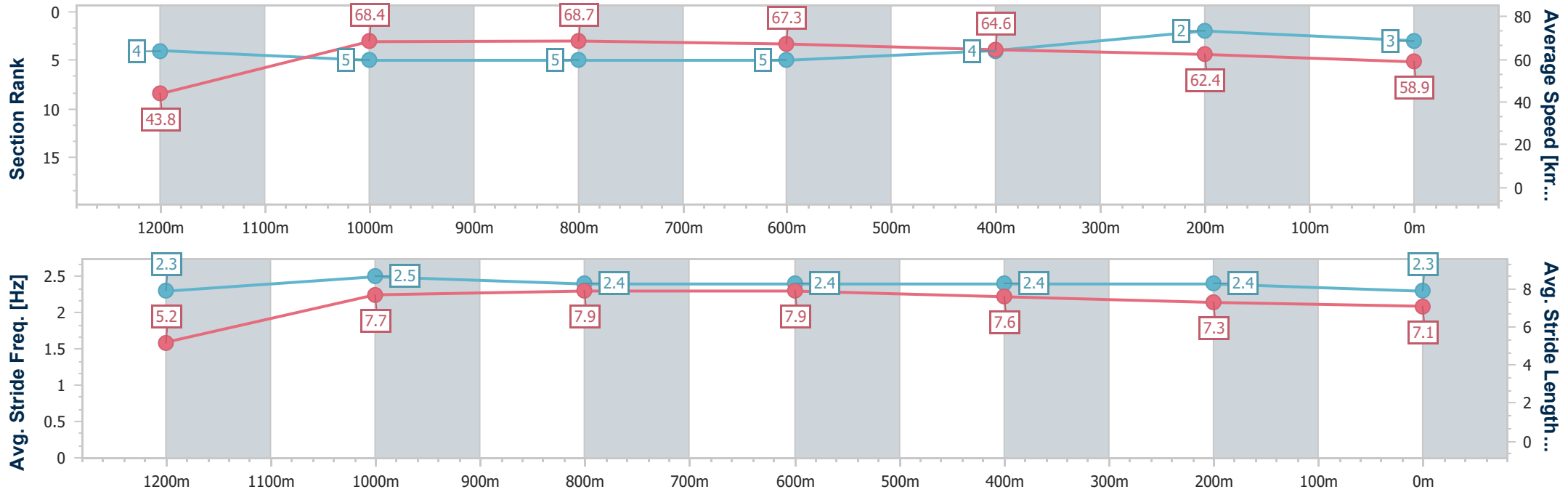
Horse/Jockey Name	He's Xceptional
Final Rank	3
Fastest Section Time (Section)	0:08.22 (Overall)
Top Speed [km/h] (Section)	70.7 (1000m)
Race State	Finished



Townsville QLD Professional
 Race 8: CAPE CLEVELAND OPEN Handicap - 1300m
 12 August 2023 - 15:29
 Track Rating: Good 4, Weather: Fine, Rail Position: True



Section	Overall	1200m	1000m	800m	600m	400m	200m
Section Times	1:15.67 [3] (0:08.22)	1:07.45 [4] (0:10.54)	0:56.91 [5] (0:10.64)	0:46.27 [5] (0:10.94)	0:35.33 [5] (0:11.43)	0:23.90 [4] (0:11.66)	0:12.24 [2] (0:12.24)
Average Speed [km/h]	43.8	68.4	68.7	67.3	64.6	62.4	58.9
Top Speed [km/h]	62.8	69.9	70.7	69.3	66.8	63.2	61.8
Avg. Dist. to Rail [m]	7.4	2.6	2.8	4.7	5.2	5.3	7.9
Avg. Stride Freq. [Hz]	2.3	2.5	2.4	2.4	2.4	2.4	2.3
Avg. Stride Length [m]	5.2	7.7	7.9	7.9	7.6	7.3	7.1



- [] Ranking at each section and finish
- .-.- No data available at this section
- NA No data available



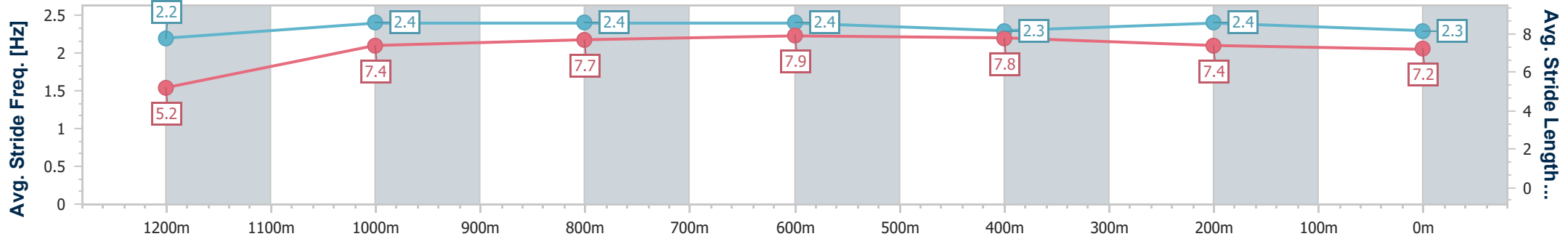
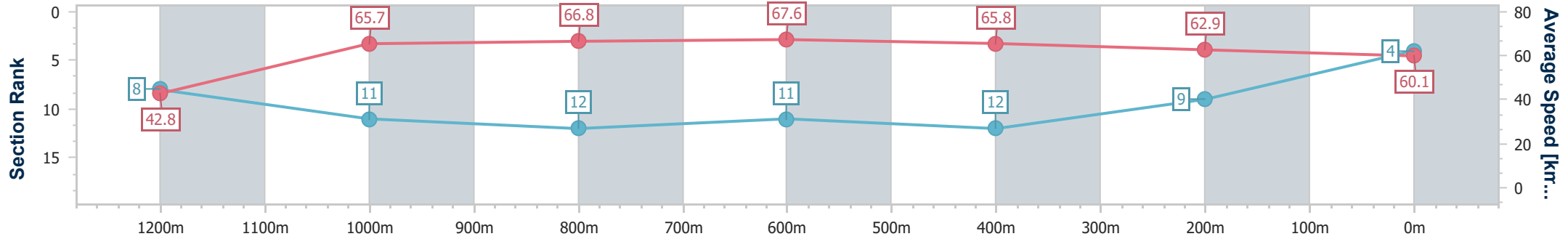
Horse/Jockey Name	Ready For Magic
Final Rank	4
Fastest Section Time (Section)	0:08.40 (Overall)
Top Speed [km/h] (Section)	69.0 (1200m)
Race State	Finished



Townsville QLD Professional
 Race 8: CAPE CLEVELAND OPEN Handicap - 1300m
 12 August 2023 - 15:29
 Track Rating: Good 4, Weather: Fine, Rail Position: True



Section	Overall	1200m	1000m	800m	600m	400m	200m
Section Times	1:15.74 [4] (0:08.40)	1:07.34 [8] (0:10.99)	0:56.35 [11] (0:10.88)	0:45.47 [12] (0:10.76)	0:34.71 [11] (0:11.11)	0:23.60 [12] (0:11.59)	0:12.01 [9]
Average Speed [km/h]	42.8	65.7	66.8	67.6	65.8	62.9	60.1
Top Speed [km/h]	62.6	69.0	68.0	68.4	67.6	64.1	62.4
Avg. Dist. to Rail [m]	9.8	3.5	2.1	2.3	3.2	7.1	11.0
Avg. Stride Freq. [Hz]	2.2	2.4	2.4	2.4	2.3	2.4	2.3
Avg. Stride Length [m]	5.2	7.4	7.7	7.9	7.8	7.4	7.2



- [] Ranking at each section and finish
- .-.- No data available at this section
- NA No data available



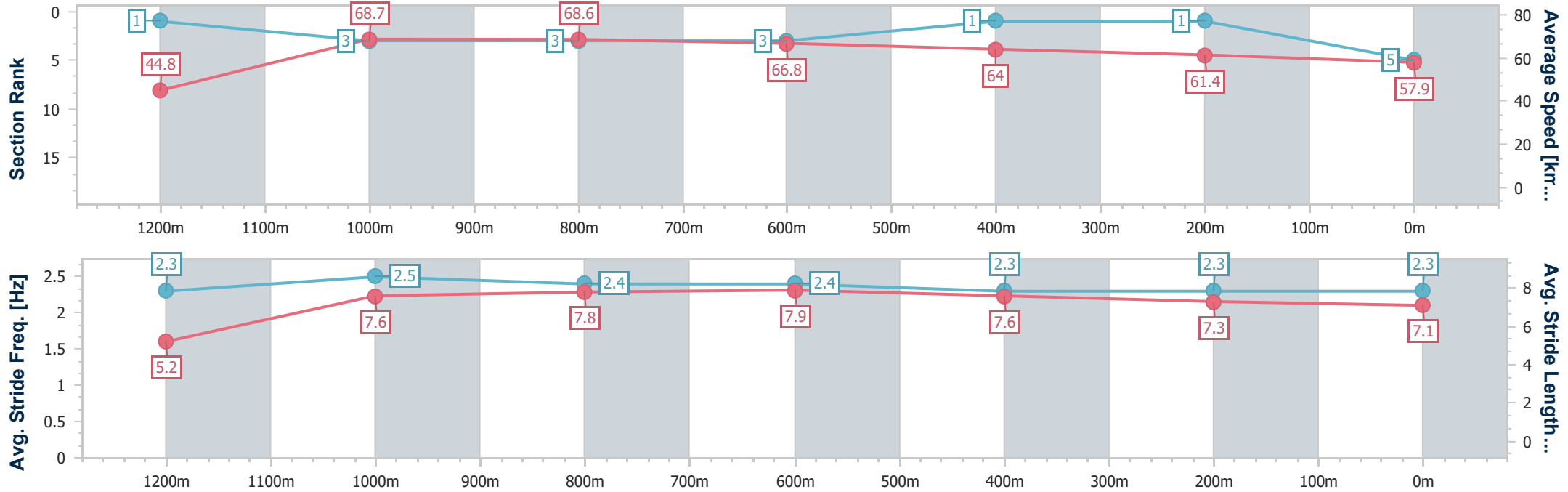
Horse/Jockey Name	Circularity
Final Rank	5
Fastest Section Time (Section)	0:08.06 (Overall)
Top Speed [km/h] (Section)	70.0 (1200m)
Race State	Finished



Townsville QLD Professional
 Race 8: CAPE CLEVELAND OPEN Handicap - 1300m
 12 August 2023 - 15:29
 Track Rating: Good 4, Weather: Fine, Rail Position: True



Section	Overall	1200m	1000m	800m	600m	400m	200m
Section Times	1:15.79 [5] (0:08.06)	1:07.73 [1] (0:10.51)	0:57.22 [3] (0:10.62)	0:46.60 [3] (0:10.94)	0:35.66 [3] (0:11.41)	0:24.25 [1] (0:11.78)	0:12.47 [1] (0:12.47)
Average Speed [km/h]	44.8	68.7	68.6	66.8	64.0	61.4	57.9
Top Speed [km/h]	67.1	70.0	69.5	68.7	66.2	62.8	60.1
Avg. Dist. to Rail [m]	14.2	5.6	2.5	2.8	3.0	3.3	6.6
Avg. Stride Freq. [Hz]	2.3	2.5	2.4	2.4	2.3	2.3	2.3
Avg. Stride Length [m]	5.2	7.6	7.8	7.9	7.6	7.3	7.1



- [] Ranking at each section and finish
- .-.- No data available at this section
- NA No data available



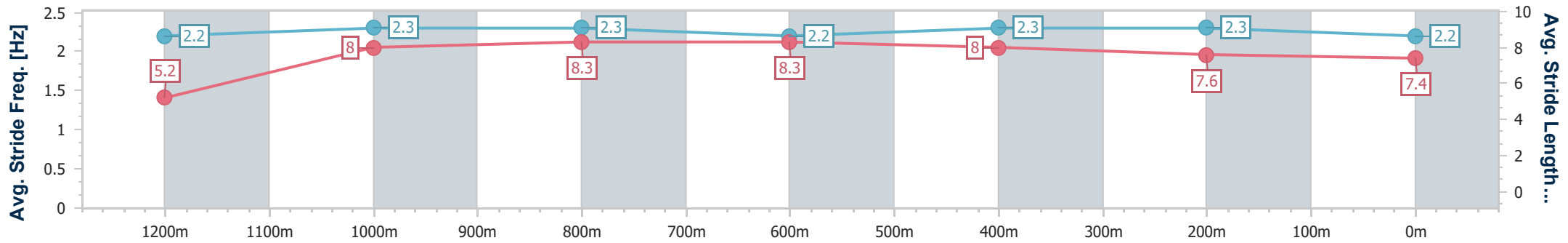
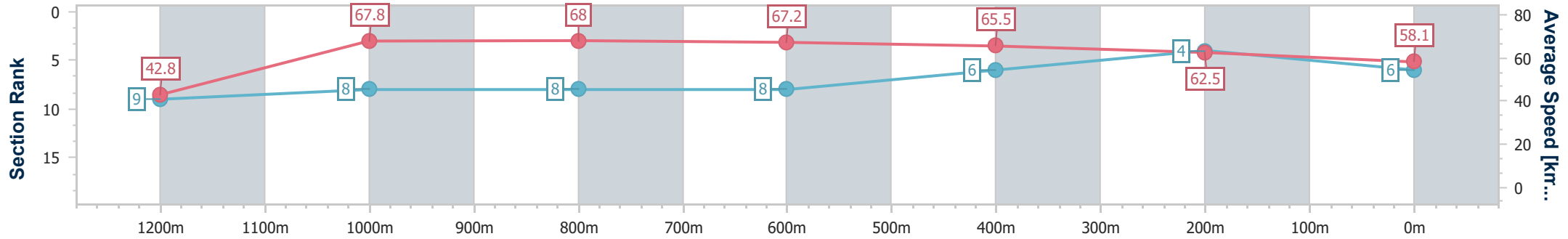
Horse/Jockey Name	Zouvilla
Final Rank	6
Fastest Section Time (Section)	0:08.42 (Overall)
Top Speed [km/h] (Section)	69.7 (1200m)
Race State	Finished



Townsville QLD Professional
 Race 8: CAPE CLEVELAND OPEN Handicap - 1300m
 12 August 2023 - 15:29
 Track Rating: Good 4, Weather: Fine, Rail Position: True



Section	Overall	1200m	1000m	800m	600m	400m	200m
Section Times	1:15.87 [6] (0:08.42)	1:07.45 [9] (0:10.63)	0:56.82 [8] (0:10.68)	0:46.14 [8] (0:10.89)	0:35.25 [8] (0:11.19)	0:24.06 [6] (0:11.65)	0:12.41 [4] (0:12.41)
Average Speed [km/h]	42.8	67.8	68.0	67.2	65.5	62.5	58.1
Top Speed [km/h]	64.1	69.7	69.1	69.1	66.6	64.1	60.7
Avg. Dist. to Rail [m]	6.4	1.7	1.9	2.9	3.8	7.8	10.3
Avg. Stride Freq. [Hz]	2.2	2.3	2.3	2.2	2.3	2.3	2.2
Avg. Stride Length [m]	5.2	8.0	8.3	8.3	8.0	7.6	7.4



- [] Ranking at each section and finish
- .-.- No data available at this section
- NA No data available



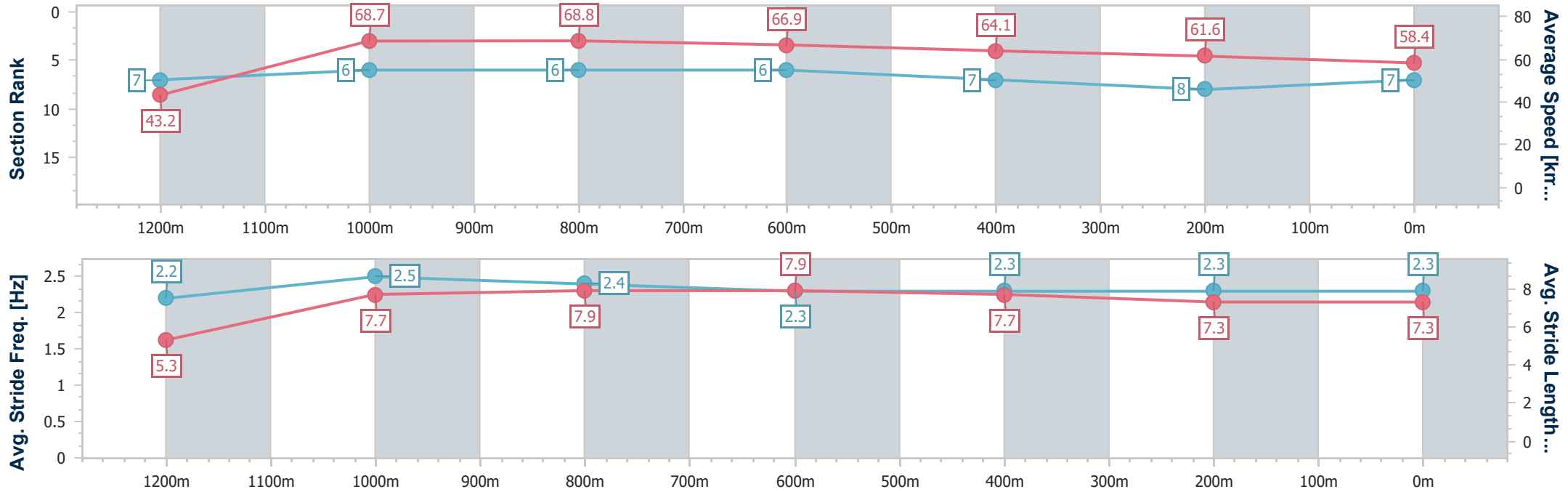
Horse/Jockey Name	Bones
Final Rank	7
Fastest Section Time (Section)	0:08.33 (Overall)
Top Speed [km/h] (Section)	70.3 (1200m)
Race State	Finished



Townsville QLD Professional
 Race 8: CAPE CLEVELAND OPEN Handicap - 1300m
 12 August 2023 - 15:29
 Track Rating: Good 4, Weather: Fine, Rail Position: True



Section	Overall	1200m	1000m	800m	600m	400m	200m
Section Times	1:16.06 [7] (0:08.33)	1:07.73 [7] (0:10.51)	0:57.22 [6] (0:10.58)	0:46.64 [6] (0:10.94)	0:35.70 [6] (0:11.48)	0:24.22 [7] (0:11.85)	0:12.37 [8] (0:12.37)
Average Speed [km/h]	43.2	68.7	68.8	66.9	64.1	61.6	58.4
Top Speed [km/h]	65.1	70.3	69.9	68.9	66.4	62.9	62.2
Avg. Dist. to Rail [m]	11.0	4.0	2.1	2.9	4.8	8.7	12.9
Avg. Stride Freq. [Hz]	2.2	2.5	2.4	2.3	2.3	2.3	2.3
Avg. Stride Length [m]	5.3	7.7	7.9	7.9	7.7	7.3	7.3



- [] Ranking at each section and finish
- .-.- No data available at this section
- NA No data available



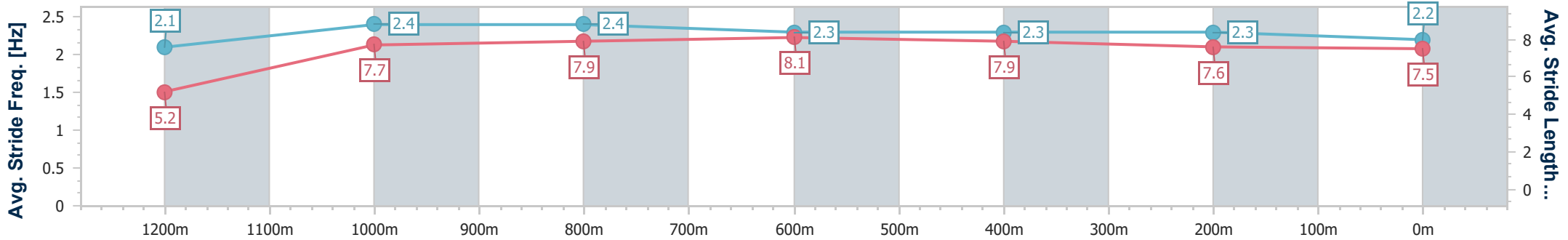
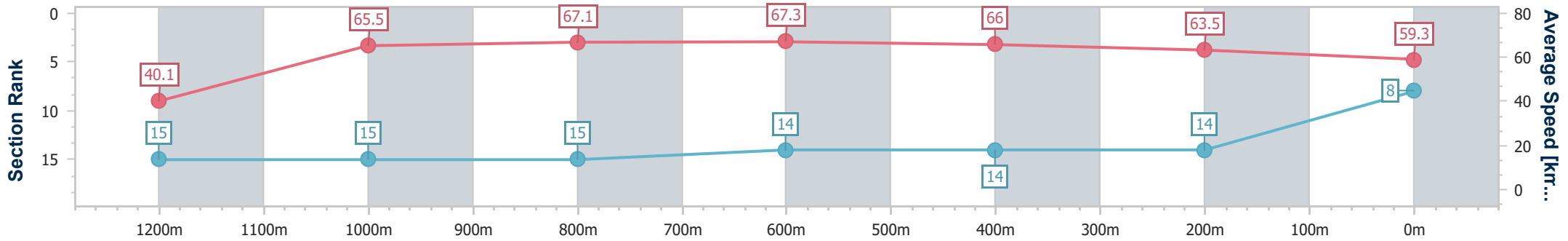
Horse/Jockey Name	Red Light Roxanne
Final Rank	8
Fastest Section Time (Section)	0:09.00 (Overall)
Top Speed [km/h] (Section)	68.7 (1000m)
Race State	Finished



Townsville QLD Professional
 Race 8: CAPE CLEVELAND OPEN Handicap - 1300m
 12 August 2023 - 15:29
 Track Rating: Good 4, Weather: Fine, Rail Position: True



Section	Overall	1200m	1000m	800m	600m	400m	200m
Section Times	1:16.29 [8] (0:09.00)	1:07.29 [15] (0:11.02)	0:56.27 [15] (0:10.77)	0:45.50 [15] (0:10.77)	0:34.73 [14] (0:11.11)	0:23.62 [14] (0:11.46)	0:12.16 [14]
Average Speed [km/h]	40.1	65.5	67.1	67.3	66.0	63.5	59.3
Top Speed [km/h]	62.0	67.3	68.7	68.3	67.2	65.2	61.7
Avg. Dist. to Rail [m]	14.8	2.1	0.9	1.4	3.6	7.4	12.1
Avg. Stride Freq. [Hz]	2.1	2.4	2.4	2.3	2.3	2.3	2.2
Avg. Stride Length [m]	5.2	7.7	7.9	8.1	7.9	7.6	7.5



- [] Ranking at each section and finish
- .-.- No data available at this section
- NA No data available



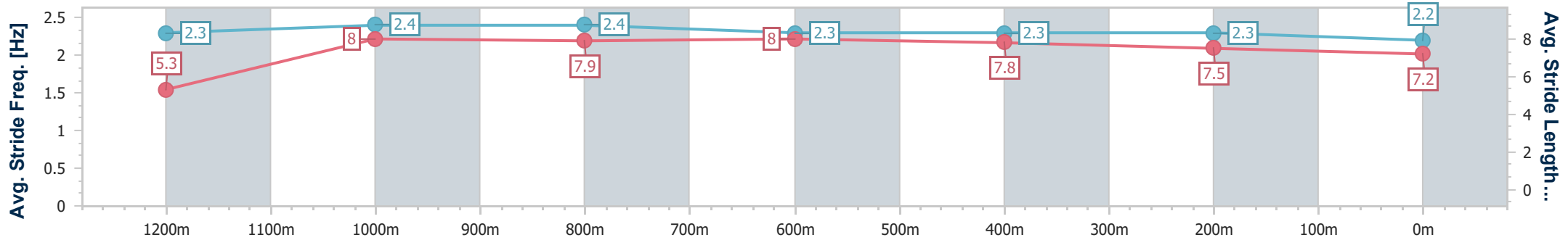
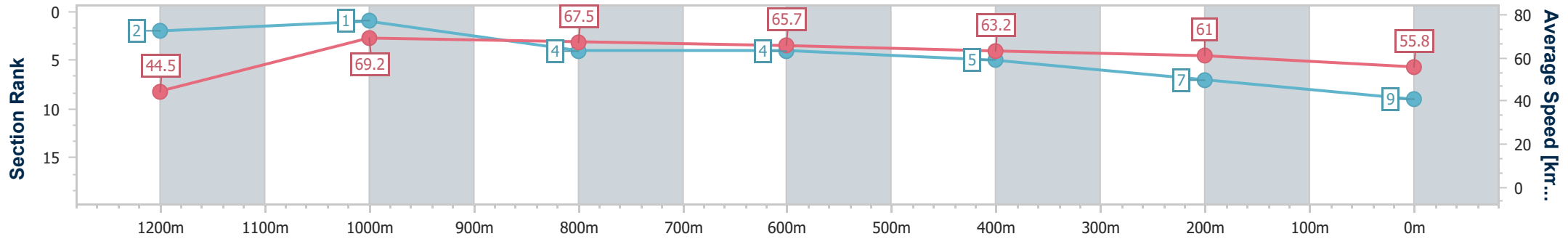
Horse/Jockey Name	Hallside Hammer
Final Rank	9
Fastest Section Time (Section)	0:08.11 (Overall)
Top Speed [km/h] (Section)	70.0 (1200m)
Race State	Finished



Townsville QLD Professional
 Race 8: CAPE CLEVELAND OPEN Handicap - 1300m
 12 August 2023 - 15:29
 Track Rating: Good 4, Weather: Fine, Rail Position: True



Section	Overall	1200m	1000m	800m	600m	400m	200m
Section Times	1:16.55 [9] (0:08.11)	1:08.44 [2] (0:10.40)	0:58.04 [1] (0:10.69)	0:47.35 [4] (0:11.05)	0:36.30 [4] (0:11.53)	0:24.77 [5] (0:11.88)	0:12.89 [7] (0:12.89)
Average Speed [km/h]	44.5	69.2	67.5	65.7	63.2	61.0	55.8
Top Speed [km/h]	66.6	70.0	68.9	68.4	64.9	61.6	59.3
Avg. Dist. to Rail [m]	11.5	2.3	0.9	1.6	2.4	3.4	4.8
Avg. Stride Freq. [Hz]	2.3	2.4	2.4	2.3	2.3	2.3	2.2
Avg. Stride Length [m]	5.3	8.0	7.9	8.0	7.8	7.5	7.2





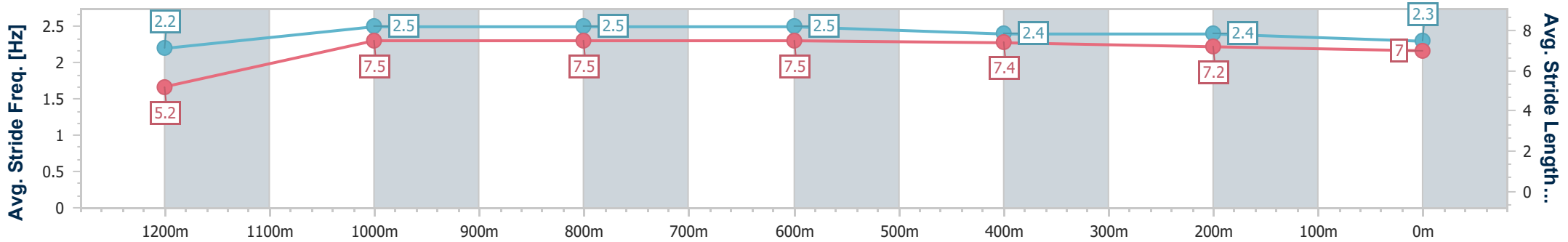
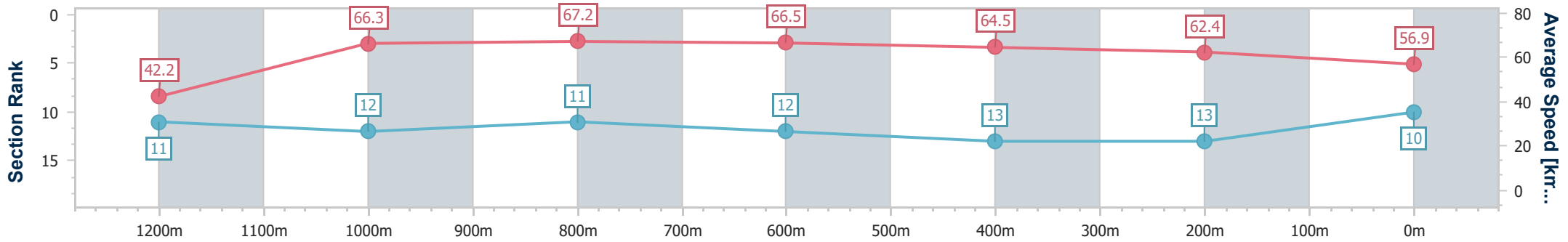
Horse/Jockey Name	Inching Closer
Final Rank	10
Fastest Section Time (Section)	0:08.53 (Overall)
Top Speed [km/h] (Section)	68.2 (1200m)
Race State	Finished



Townsville QLD Professional
 Race 8: CAPE CLEVELAND OPEN Handicap - 1300m
 12 August 2023 - 15:29
 Track Rating: Good 4, Weather: Fine, Rail Position: True



Section	Overall	1200m	1000m	800m	600m	400m	200m
Section Times	1:16.68 [10] (0:08.53)	1:08.15 [11] (0:10.86)	0:57.29 [12] (0:10.80)	0:46.49 [11] (0:10.93)	0:35.56 [12] (0:11.28)	0:24.28 [13] (0:11.62)	0:12.66 [13] (0:12.66)
Average Speed [km/h]	42.2	66.3	67.2	66.5	64.5	62.4	56.9
Top Speed [km/h]	62.0	68.2	67.6	67.4	65.2	64.3	59.6
Avg. Dist. to Rail [m]	8.6	1.5	1.6	2.2	2.0	4.7	6.6
Avg. Stride Freq. [Hz]	2.2	2.5	2.5	2.5	2.4	2.4	2.3
Avg. Stride Length [m]	5.2	7.5	7.5	7.5	7.4	7.2	7.0



- [] Ranking at each section and finish
- .-.- No data available at this section
- NA No data available



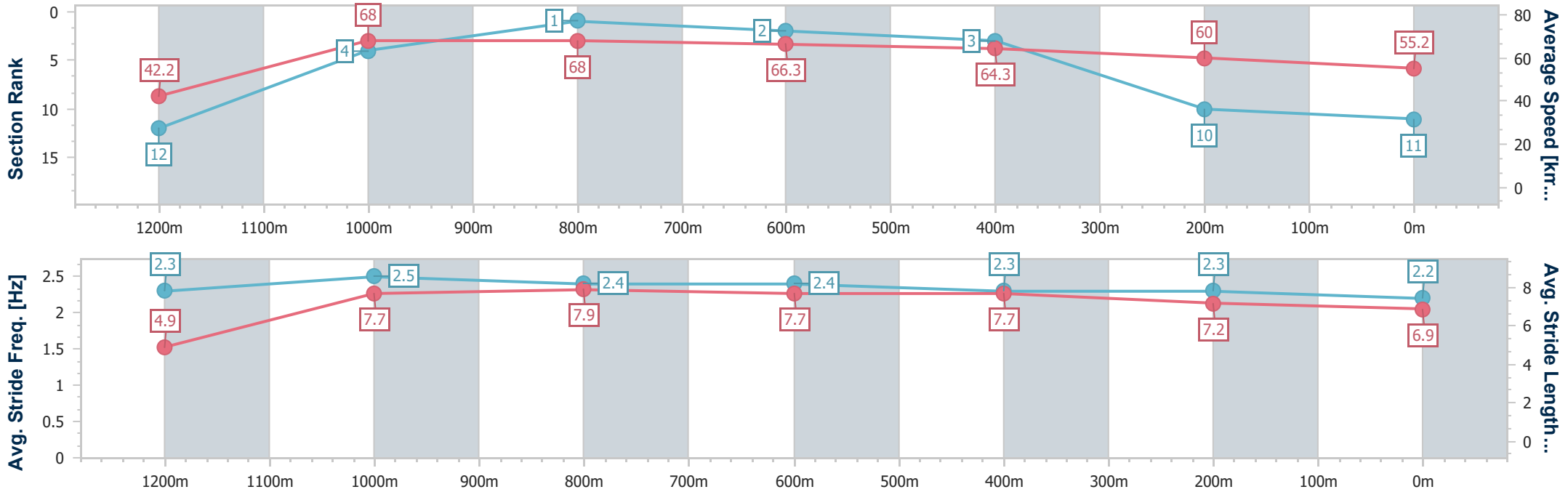
Horse/Jockey Name	Strathcona
Final Rank	11
Fastest Section Time (Section)	0:08.56 (Overall)
Top Speed [km/h] (Section)	69.8 (1000m)
Race State	Finished



Townsville QLD Professional
 Race 8: CAPE CLEVELAND OPEN Handicap - 1300m
 12 August 2023 - 15:29
 Track Rating: Good 4, Weather: Fine, Rail Position: True



Section	Overall	1200m	1000m	800m	600m	400m	200m
Section Times	1:16.82 [11] (0:08.56)	1:08.26 [12] (0:10.13)	0:58.13 [4] (0:10.38)	0:47.75 [1] (0:11.06)	0:36.69 [2] (0:11.51)	0:25.18 [3] (0:12.14)	0:13.04 [10] (0:13.04)
Average Speed [km/h]	42.2	68.0	68.0	66.3	64.3	60.0	55.2
Top Speed [km/h]	66.6	69.5	69.8	68.6	66.7	61.8	58.2
Avg. Dist. to Rail [m]	12.7	3.8	1.3	3.7	5.4	6.9	7.5
Avg. Stride Freq. [Hz]	2.3	2.5	2.4	2.4	2.3	2.3	2.2
Avg. Stride Length [m]	4.9	7.7	7.9	7.7	7.7	7.2	6.9



- [] Ranking at each section and finish
- .-.- No data available at this section
- NA No data available



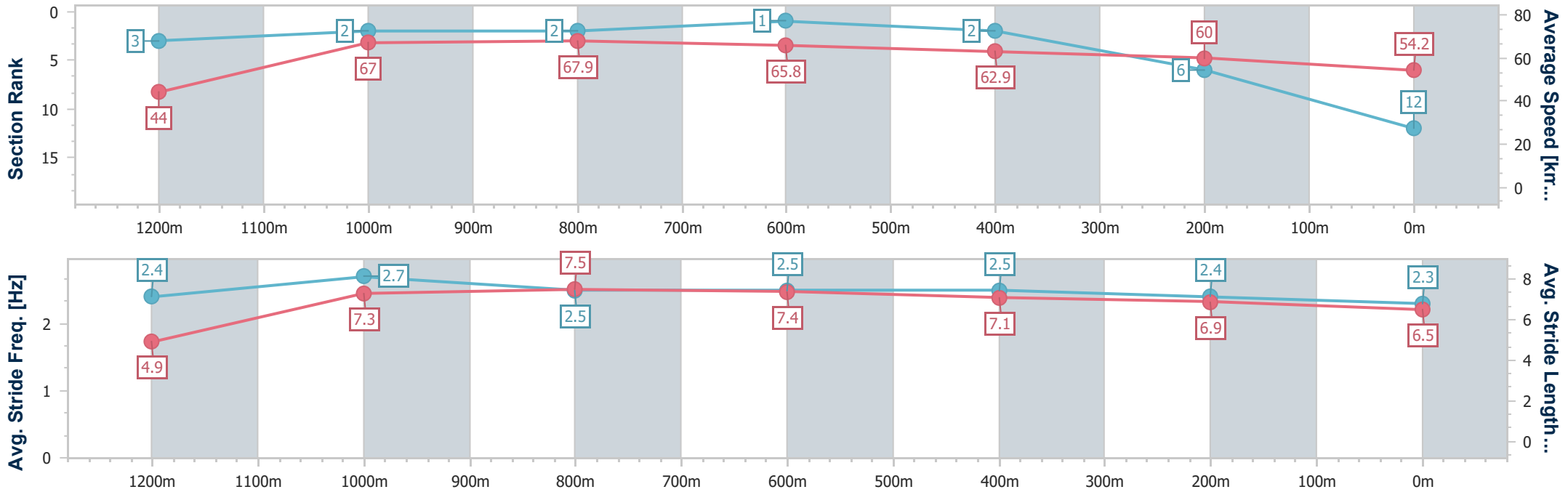
Horse/Jockey Name	Bold Kingston
Final Rank	12
Fastest Section Time (Section)	0:08.19 (Overall)
Top Speed [km/h] (Section)	69.9 (1000m)
Race State	Finished



Townsville QLD Professional
 Race 8: CAPE CLEVELAND OPEN Handicap - 1300m
 12 August 2023 - 15:29
 Track Rating: Good 4, Weather: Fine, Rail Position: True



Section	Overall	1200m	1000m	800m	600m	400m	200m
Section Times	1:16.90 [12] (0:08.19)	1:08.71 [3] (0:10.33)	0:58.38 [2] (0:10.62)	0:47.76 [2] (0:10.92)	0:36.84 [1] (0:11.51)	0:25.33 [2] (0:12.03)	0:13.30 [6] (0:13.30)
Average Speed [km/h]	44.0	67.0	67.9	65.8	62.9	60.0	54.2
Top Speed [km/h]	67.4	69.1	69.9	67.9	64.4	61.9	57.7
Avg. Dist. to Rail [m]	17.5	9.5	0.9	0.5	1.1	2.2	3.4
Avg. Stride Freq. [Hz]	2.4	2.7	2.5	2.5	2.5	2.4	2.3
Avg. Stride Length [m]	4.9	7.3	7.5	7.4	7.1	6.9	6.5



- [] Ranking at each section and finish
- .-.- No data available at this section
- NA No data available



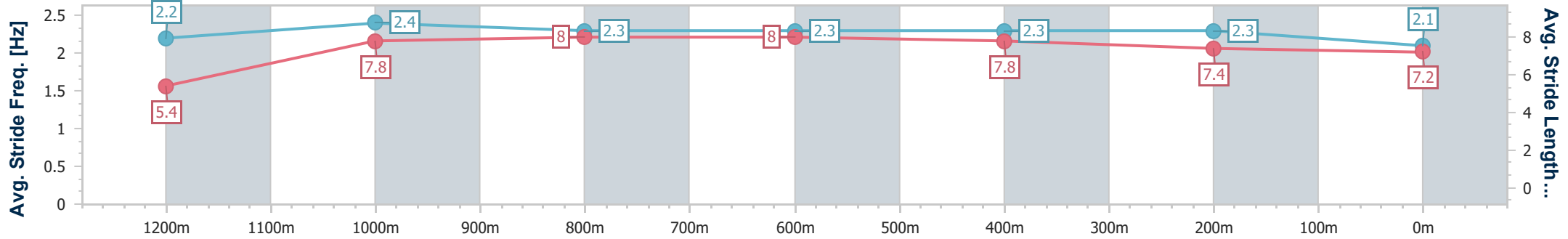
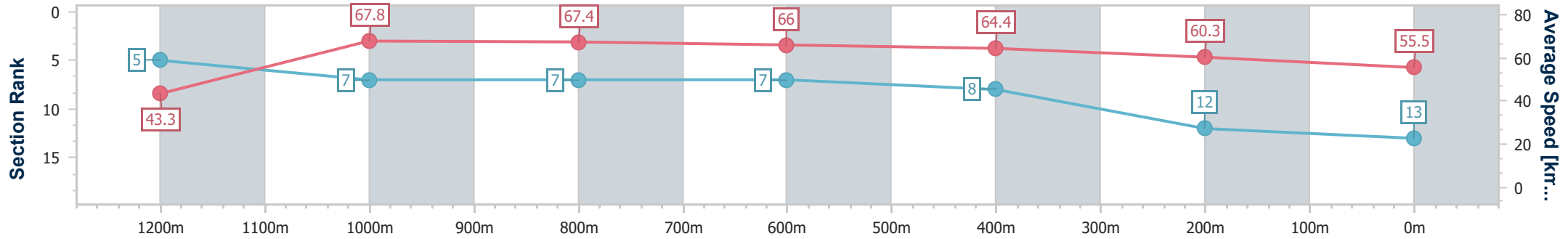
Horse/Jockey Name	Focus
Final Rank	13
Fastest Section Time (Section)	0:08.30 (Overall)
Top Speed [km/h] (Section)	69.8 (1200m)
Race State	Finished



Townsville QLD Professional
 Race 8: CAPE CLEVELAND OPEN Handicap - 1300m
 12 August 2023 - 15:29
 Track Rating: Good 4, Weather: Fine, Rail Position: True



Section	Overall	1200m	1000m	800m	600m	400m	200m
Section Times	1:16.94 [13] (0:08.30)	1:08.64 [5] (0:10.61)	0:58.03 [7] (0:10.68)	0:47.35 [7] (0:10.98)	0:36.37 [7] (0:11.33)	0:25.04 [8] (0:12.06)	0:12.98 [12] (0:12.98)
Average Speed [km/h]	43.3	67.8	67.4	66.0	64.4	60.3	55.5
Top Speed [km/h]	63.8	69.8	68.4	67.7	66.1	62.5	59.7
Avg. Dist. to Rail [m]	4.9	0.9	0.3	1.4	3.0	5.6	9.2
Avg. Stride Freq. [Hz]	2.2	2.4	2.3	2.3	2.3	2.3	2.1
Avg. Stride Length [m]	5.4	7.8	8.0	8.0	7.8	7.4	7.2



- [] Ranking at each section and finish
- .-.- No data available at this section
- NA No data available



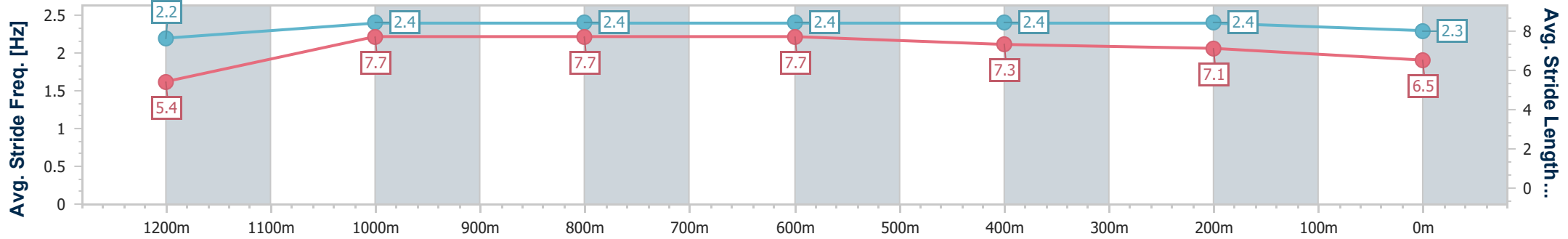
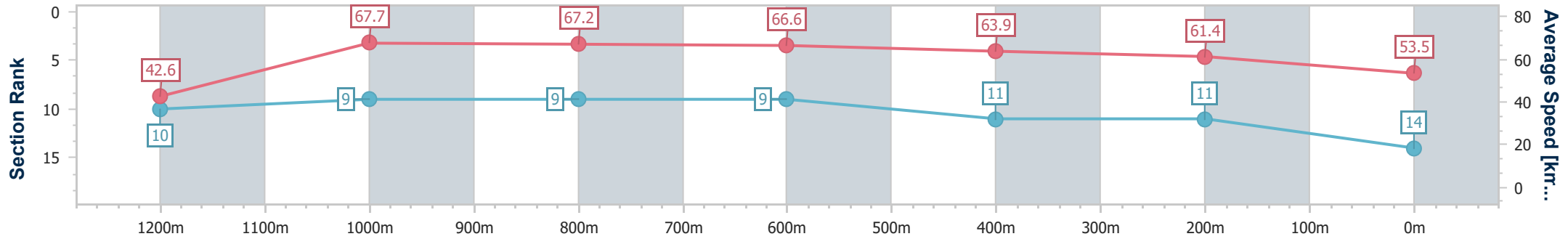
Horse/Jockey Name	Family Star
Final Rank	14
Fastest Section Time (Section)	0:08.43 (Overall)
Top Speed [km/h] (Section)	70.1 (1200m)
Race State	Finished



Townsville QLD Professional
 Race 8: CAPE CLEVELAND OPEN Handicap - 1300m
 12 August 2023 - 15:29
 Track Rating: Good 4, Weather: Fine, Rail Position: True



Section	Overall	1200m	1000m	800m	600m	400m	200m
Section Times	1:17.37 [14] (0:08.43)	1:08.94 [10] (0:10.65)	0:58.29 [9] (0:10.74)	0:47.55 [9] (0:10.88)	0:36.67 [9] (0:11.42)	0:25.25 [11] (0:11.81)	0:13.44 [11] (0:13.44)
Average Speed [km/h]	42.6	67.7	67.2	66.6	63.9	61.4	53.5
Top Speed [km/h]	63.4	70.1	69.3	68.1	65.6	64.2	58.6
Avg. Dist. to Rail [m]	5.8	0.7	0.5	1.3	2.6	4.1	5.2
Avg. Stride Freq. [Hz]	2.2	2.4	2.4	2.4	2.4	2.4	2.3
Avg. Stride Length [m]	5.4	7.7	7.7	7.7	7.3	7.1	6.5



- [] Ranking at each section and finish
- .-.- No data available at this section
- NA No data available



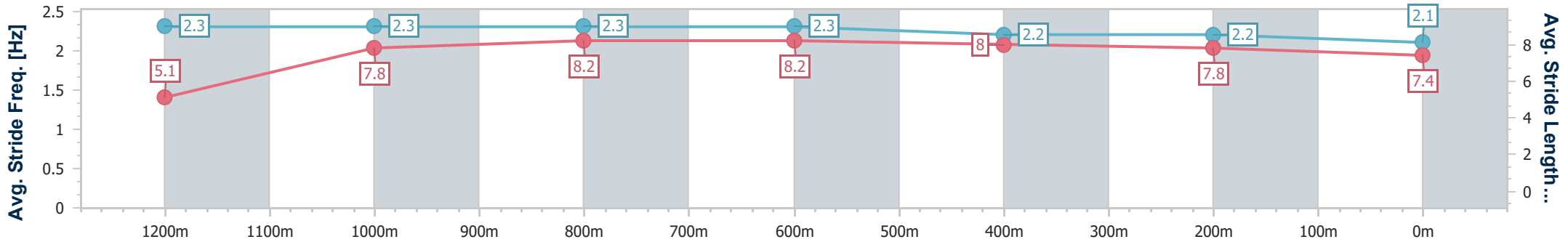
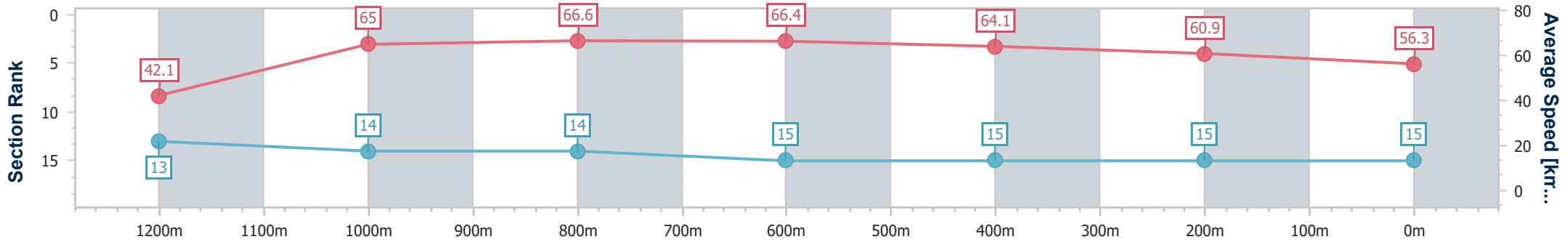
Horse/Jockey Name	Coolmeans
Final Rank	15
Fastest Section Time (Section)	0:08.61 (Overall)
Top Speed [km/h] (Section)	67.2 (1000m)
Race State	Finished



Townsville QLD Professional
 Race 8: CAPE CLEVELAND OPEN Handicap - 1300m
 12 August 2023 - 15:29
 Track Rating: Good 4, Weather: Fine, Rail Position: True



Section	Overall	1200m	1000m	800m	600m	400m	200m
Section Times	1:17.61 [15] (0:08.61)	1:09.00 [13] (0:11.13)	0:57.87 [14] (0:10.91)	0:46.96 [14] (0:10.94)	0:36.02 [15] (0:11.33)	0:24.69 [15] (0:11.89)	0:12.80 [15] (0:12.80)
Average Speed [km/h]	42.1	65.0	66.6	66.4	64.1	60.9	56.3
Top Speed [km/h]	62.3	66.1	67.2	66.8	66.1	62.6	59.4
Avg. Dist. to Rail [m]	15.5	4.0	1.8	2.0	1.8	3.7	6.4
Avg. Stride Freq. [Hz]	2.3	2.3	2.3	2.3	2.2	2.2	2.1
Avg. Stride Length [m]	5.1	7.8	8.2	8.2	8.0	7.8	7.4



- [] Ranking at each section and finish
- .-.- No data available at this section
- NA No data available