



Townsville QLD Professional

Race 7: TYREPLUS TOWNSVILLE Class 3 Plate - 1400m



12 August 2023 - 14:54

Track Rating: Good 4, Weather: Fine, Rail Position: True Entire Course

Section		Overall	1200m	1000m	800m	600m	400m	Last 600m				
Field Times		1:21.53 (0:13.22)	1:08.31 (0:10.57)	0:57.74 (0:10.99)	0:46.75 (0:11.42)	0:35.33 (0:11.67)	0:23.66 (0:11.57)	0:35.33				
Rank	TAB Horse/Jockey	Barrier	Top Speed [km/h]	Fastest Section								Distance Travelled [m]
1	7 INDICTMENT Nathan Day	7	66.6 1200m	0:10.92 1200m	1:21.53 [1] (0:13.76)	1:07.77 [8] (0:10.92)	0:56.85 [9] (0:11.14)	0:45.71 [9] (0:11.21)	0:34.50 [9] (0:11.53)	0:22.97 [9] (0:11.22)	0:34.50	
2	15 UNDER THE LIMIT Justin Stanley	2	68.8 1200m	0:10.60 1200m	1:21.59 [2] (0:13.27)	1:08.32 [2] (0:10.60)	0:57.72 [2] (0:11.16)	0:46.56 [2] (0:11.44)	0:35.12 [2] (0:11.69)	0:23.43 [2] (0:11.51)	0:35.12	+0
3	9 SONOFTHEBEAST Frank Edwards	10	68.1 1200m	0:10.81 1200m	1:21.69 [3] (0:13.85)	1:07.84 [9] (0:10.81)	0:57.03 [8] (0:11.11)	0:45.92 [8] (0:11.22)	0:34.70 [8] (0:11.54)	0:23.16 [7] (0:11.37)	0:34.70	+2
4	3 CASTILE Les Tilley	11	67.3 1200m	0:10.96 1200m	1:21.70 [4] (0:14.05)	1:07.65 [11] (0:10.96)	0:56.69 [11] (0:11.03)	0:45.66 [11] (0:11.21)	0:34.45 [11] (0:11.42)	0:23.03 [10] (0:11.26)	0:34.45	+0
5	12 ANTAGONISER Chris Whiteley	21	69.0 Overall	0:10.57 1200m	1:21.71 [5] (0:13.22)	1:08.49 [1] (0:10.57)	0:57.92 [1] (0:10.99)	0:46.93 [1] (0:11.42)	0:35.51 [1] (0:11.67)	0:23.84 [1] (0:11.57)	0:35.51	+1
6	5 DELUXE LEGEND Harry Grace	22	68.0 1200m	0:10.74 1200m	1:21.88 [6] (0:13.66)	1:08.22 [7] (0:10.74)	0:57.48 [7] (0:11.08)	0:46.40 [5] (0:11.27)	0:35.13 [5] (0:11.58)	0:23.55 [5] (0:11.44)	0:35.13	+4
7	13 DO WELL LEGEND Graham Kliese	23	66.9 1200m	0:10.97 1200m	1:22.05 [7] (0:14.02)	1:08.03 [10] (0:10.97)	0:57.06 [10] (0:11.01)	0:46.05 [10] (0:11.23)	0:34.82 [10] (0:11.49)	0:23.33 [11] (0:11.34)	0:34.82	+7
8	14 SEALION Adam Sewell	4	68.6 1200m	0:10.75 1200m	1:22.08 [8] (0:13.41)	1:08.67 [4] (0:10.75)	0:57.92 [4] (0:11.19)	0:46.73 [4] (0:11.34)	0:35.39 [4] (0:11.61)	0:23.78 [4] (0:11.58)	0:35.39	-2
9	4 CETSHWAYO Nathan Thomas	14	67.4 800m	0:10.97 1000m	1:22.16 [9] (0:14.62)	1:07.54 [15] (0:11.07)	0:56.47 [15] (0:10.97)	0:45.50 [15] (0:11.09)	0:34.41 [15] (0:11.37)	0:23.04 [14] (0:11.34)	0:34.41	+2
10	1 ALTAR BOY Carl Spry	5	66.7 1200m	0:10.94 1200m	1:22.19 [10] (0:14.08)	1:08.11 [12] (0:10.94)	0:57.17 [12] (0:11.17)	0:46.00 [12] (0:11.31)	0:34.69 [13] (0:11.45)	0:23.24 [13] (0:11.34)	0:34.69	+1

Scratched: Koonunga Hill (#19), Cat In The Raine (#21), Strathcona (#10), Dubai Eagle (#24), Lightheadedness (#23), Confined Thoughts (#22), Spirit Meister (#18), Newitt (#20)

[] Ranking at each section and finish
 -:-:- No data available at this section
 NA No data available
 SCN Saddle cloth number
 DNF Did not finish
 DNT Did not track

Townsville QLD Professional

Race 7: TYREPLUS TOWNSVILLE Class 3 Plate - 1400m

12 August 2023 - 14:54

Track Rating: Good 4, Weather: Fine, Rail Position: True Entire Course

Section		Overall	1200m	1000m	800m	600m	400m	Last 600m				
Field Times		1:21.53 (0:13.22)	1:08.31 (0:10.57)	0:57.74 (0:10.99)	0:46.75 (0:11.42)	0:35.33 (0:11.67)	0:23.66 (0:11.57)	0:35.33				
Rank	TAB Horse/Jockey	Barrier	Top Speed [km/h]	Fastest Section	Distance Travelled [m]							
11	6 HEALING GAME Scott Sheargold	1	67.6 1200m	0:10.80 1200m	1:22.20 [11] (0:13.59)	1:08.61 [6] (0:10.80)	0:57.81 [5] (0:11.17)	0:46.64 [7] (0:11.29)	0:35.35 [7] (0:11.69)	0:23.66 [8] (0:11.59)	0:35.35	-1
12	8 LETMELETGO Ashley Butler	6	67.4 1000m	0:10.96 1000m	1:22.22 [12] (0:14.37)	1:07.85 [13] (0:11.04)	0:56.81 [13] (0:10.96)	0:45.85 [13] (0:11.13)	0:34.72 [12] (0:11.36)	0:23.36 [12] (0:11.37)	0:34.72	+2
13	17 SIDE HUSTLE Lacey Morrison	19	67.7 1000m	0:10.97 1000m	1:22.28 [13] (0:14.47)	1:07.81 [14] (0:11.16)	0:56.65 [14] (0:10.97)	0:45.68 [14] (0:11.15)	0:34.53 [14] (0:11.45)	0:23.08 [15] (0:11.26)	0:34.53	+0
14	16 VICTORY FOR US Jackson Murphy	9	67.9 Overall	0:10.79 1200m	1:22.31 [14] (0:13.36)	1:08.95 [3] (0:10.79)	0:58.16 [3] (0:11.12)	0:47.04 [3] (0:11.33)	0:35.71 [3] (0:11.65)	0:24.06 [3] (0:11.58)	0:35.71	+3
15	2 AWE Adrian Layt	3	67.2 1200m	0:10.90 1200m	1:22.42 [15] (0:13.49)	1:08.93 [5] (0:10.90)	0:58.03 [5] (0:11.09)	0:46.94 [6] (0:11.27)	0:35.67 [5] (0:11.64)	0:24.03 [6] (0:11.65)	0:35.67	+0
16	11 WINE TALKS Ryan Wiggins	17	67.1 1000m	0:10.97 1000m	1:22.65 [16] (0:14.69)	1:07.96 [16] (0:11.14)	0:56.82 [16] (0:10.97)	0:45.85 [16] (0:11.19)	0:34.66 [16] (0:11.34)	0:23.32 [16] (0:11.25)	0:34.66	+5

Scratched: Koonunga Hill (#19), Cat In The Raine (#21), Strathcona (#10), Dubai Eagle (#24), Lightheadedness (#23), Confined Thoughts (#22), Spirit Meister (#18), Newitt (#20)



Townsville QLD Professional

Race 7: TYREPLUS TOWNSVILLE Class 3 Plate - 1400m

12 August 2023 - 14:54



Track Rating: Good 4, Weather: Fine, Rail Position: True Entire Course

Section				200m				Last 600m	
Field Times				0:12.09 (0:12.09)				0:35.33	
Rank	TAB	Horse/Jockey	Barrier	Top Speed [km/h]	Fastest Section	Margin			Distance Travelled [m]
1	7	INDICTMENT Nathan Day	7	66.6 1200m	0:10.92 1200m	0:11.75 [4] (0:11.75)	1:21.53		0:34.50
2	15	UNDER THE LIMIT Justin Stanley	2	68.8 1200m	0:10.60 1200m	0:11.92 [2] (0:11.92)	0.2L		0:35.12 +0
3	9	SONOFTHEBEAST Frank Edwards	10	68.1 1200m	0:10.81 1200m	0:11.79 [7] (0:11.79)	0.7L		0:34.70 +2
4	3	CASTILE Les Tilley	11	67.3 1200m	0:10.96 1200m	0:11.77 [8] (0:11.77)	0.8L		0:34.45 +0
5	12	ANTAGONISER Chris Whiteley	21	69.0 Overall	0:10.57 1200m	0:12.27 [1] (0:12.27)	0.9L		0:35.51 +1
6	5	DELUXE LEGEND Harry Grace	22	68.0 1200m	0:10.74 1200m	0:12.11 [3] (0:12.11)	1.9L		0:35.13 +4
7	13	DO WELL LEGEND Graham Kliese	23	66.9 1200m	0:10.97 1200m	0:11.99 [10] (0:11.99)	2.7L		0:34.82 +7
8	14	SEALION Adam Sewell	4	68.6 1200m	0:10.75 1200m	0:12.20 [6] (0:12.20)	2.9L		0:35.39 -2
9	4	CETSHWAYO Nathan Thomas	14	67.4 800m	0:10.97 1000m	0:11.70 [15] (0:11.70)	3.3L		0:34.41 +2
10	1	ALTAR BOY Carl Spry	5	66.7 1200m	0:10.94 1200m	0:11.90 [13] (0:11.90)	3.5L		0:34.69 +1

Scratched: Koonunga Hill (#19), Cat In The Raine (#21), Strathcona (#10), Dubai Eagle (#24), Lightheadedness (#23), Confined Thoughts (#22), Spirit Meister (#18), Newitt (#20)

Townsville QLD Professional

Race 7: TYREPLUS TOWNSVILLE Class 3 Plate - 1400m

12 August 2023 - 14:54

Track Rating: Good 4, Weather: Fine, Rail Position: True Entire Course

Section				200m				Last 600m	
Field Times				0:12.09 (0:12.09)				0:35.33	
Rank	TAB	Horse/Jockey	Barrier	Top Speed [km/h]	Fastest Section	Margin			Distance Travelled [m]
11	6	HEALING GAME Scott Sheargold	1	67.6 1200m	0:10.80 1200m	0:12.07 [11] (0:12.07)	3.6L		0:35.35 -1
12	8	LETMELETGO Ashley Butler	6	67.4 1000m	0:10.96 1000m	0:11.99 [12] (0:11.99)	3.7L		0:34.72 +2
13	17	SIDE HUSTLE Lacey Morrison	19	67.7 1000m	0:10.97 1000m	0:11.82 [14] (0:11.82)	4L		0:34.53 +0
14	16	VICTORY FOR US Jackson Murphy	9	67.9 Overall	0:10.79 1200m	0:12.48 [5] (0:12.48)	4.2L		0:35.71 +3
15	2	AWE Adrian Layt	3	67.2 1200m	0:10.90 1200m	0:12.38 [9] (0:12.38)	4.7L		0:35.67 +0
16	11	WINE TALKS Ryan Wiggins	17	67.1 1000m	0:10.97 1000m	0:12.07 [16] (0:12.07)	6L		0:34.66 +5

Scratched: Koonunga Hill (#19), Cat In The Raine (#21), Strathcona (#10), Dubai Eagle (#24), Lightheadedness (#23), Confined Thoughts (#22), Spirit Meister (#18), Newitt (#20)



Horse/Jockey Name	Indictment
Final Rank	1
Fastest Section Time (Section)	0:10.92 (1200m)
Top Speed [km/h] (Section)	66.6 (1200m)
Race State	Finished



Townsville QLD Professional

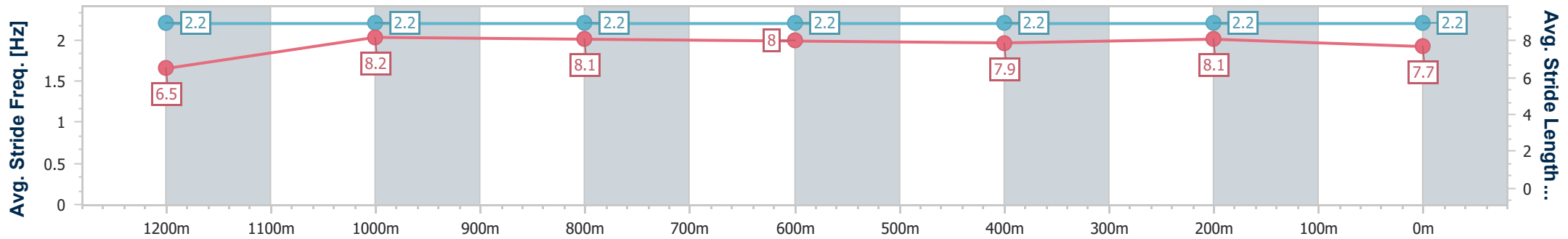
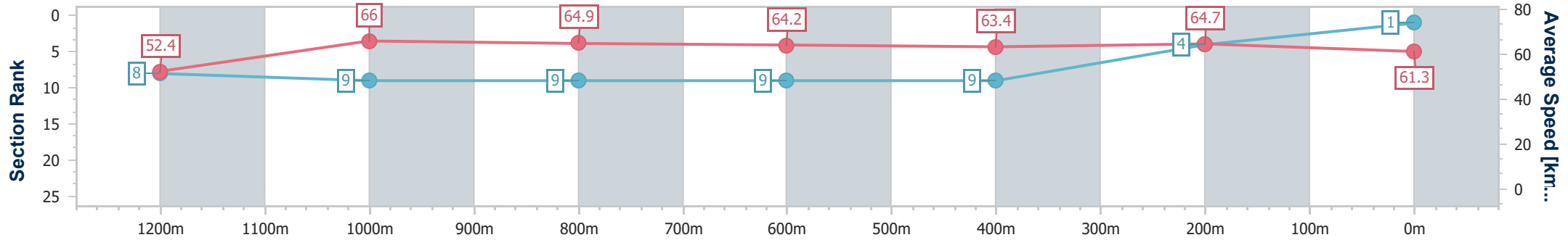
Race 7: TYREPLUS TOWNSVILLE Class 3 Plate - 1400m

12 August 2023 - 14:54

Track Rating: Good 4, Weather: Fine, Rail Position: True Entire Course



Section	Overall	1200m	1000m	800m	600m	400m	200m
Section Times	1:21.53 [1] (0:13.76)	1:07.77 [8] (0:10.92)	0:56.85 [9] (0:11.14)	0:45.71 [9] (0:11.21)	0:34.50 [9] (0:11.53)	0:22.97 [9] (0:11.22)	0:11.75 [4] (0:11.75)
Average Speed [km/h]	52.4	66.0	64.9	64.2	63.4	64.7	61.3
Top Speed [km/h]	65.4	66.6	65.9	64.9	64.3	65.3	64.6
Avg. Dist. to Rail [m]	7.2	2.6	1.0	0.6	2.5	5.9	9.4
Avg. Stride Freq. [Hz]	2.2	2.2	2.2	2.2	2.2	2.2	2.2
Avg. Stride Length [m]	6.5	8.2	8.1	8.0	7.9	8.1	7.7



- [] Ranking at each section and finish
- .-.- No data available at this section
- NA No data available



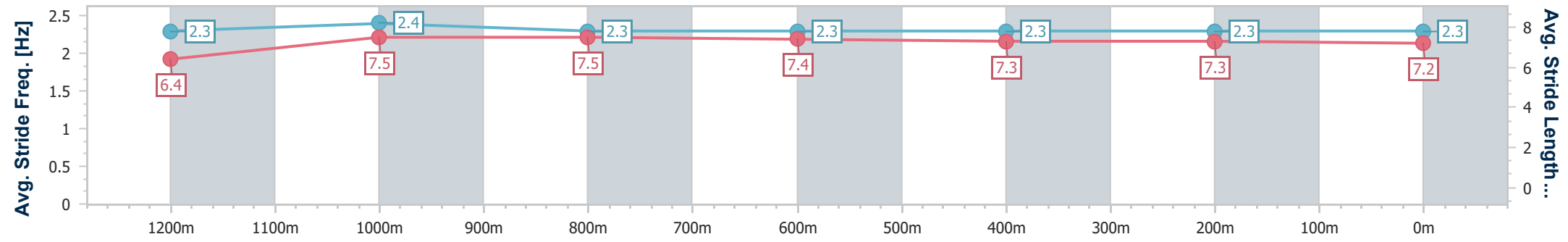
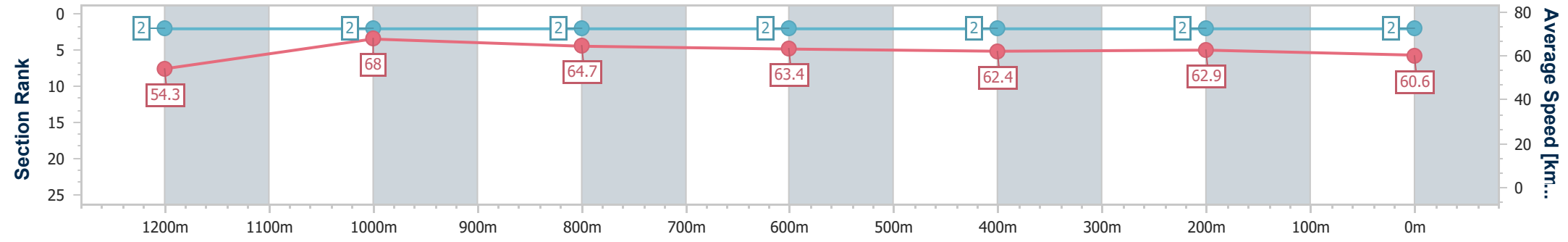
Horse/Jockey Name	Under The Limit
Final Rank	2
Fastest Section Time (Section)	0:10.60 (1200m)
Top Speed [km/h] (Section)	68.8 (1200m)
Race State	Finished



Townsville QLD Professional
 Race 7: TYREPLUS TOWNSVILLE Class 3 Plate - 1400m
 12 August 2023 - 14:54
 Track Rating: Good 4, Weather: Fine, Rail Position: True Entire Course



Section	Overall	1200m	1000m	800m	600m	400m	200m
Section Times	1:21.59 [2] (0:13.27)	1:08.32 [2] (0:10.60)	0:57.72 [2] (0:11.16)	0:46.56 [2] (0:11.44)	0:35.12 [2] (0:11.69)	0:23.43 [2] (0:11.51)	0:11.92 [2] (0:11.92)
Average Speed [km/h]	54.3	68.0	64.7	63.4	62.4	62.9	60.6
Top Speed [km/h]	67.5	68.8	66.9	64.6	62.9	63.3	62.3
Avg. Dist. to Rail [m]	3.5	1.0	0.7	1.4	2.4	3.6	5.2
Avg. Stride Freq. [Hz]	2.3	2.4	2.3	2.3	2.3	2.3	2.3
Avg. Stride Length [m]	6.4	7.5	7.5	7.4	7.3	7.3	7.2



- [] Ranking at each section and finish
- .-.- No data available at this section
- NA No data available



Horse/Jockey Name	Sonofthebeast
Final Rank	3
Fastest Section Time (Section)	0:10.81 (1200m)
Top Speed [km/h] (Section)	68.1 (1200m)
Race State	Finished



Townsville QLD Professional

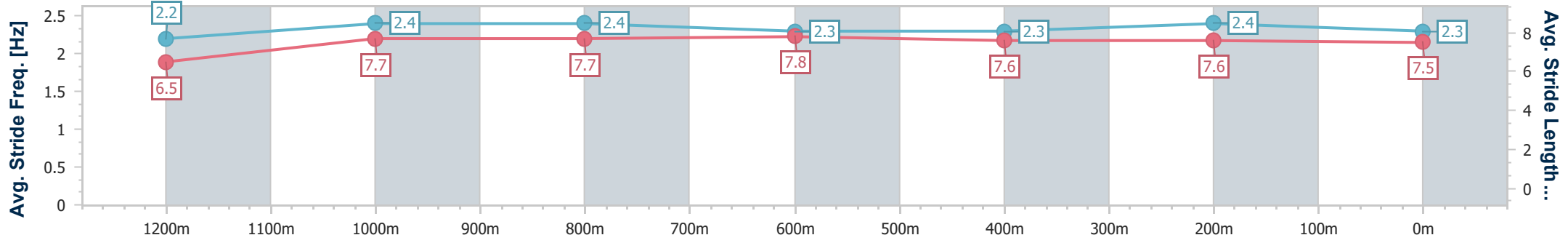
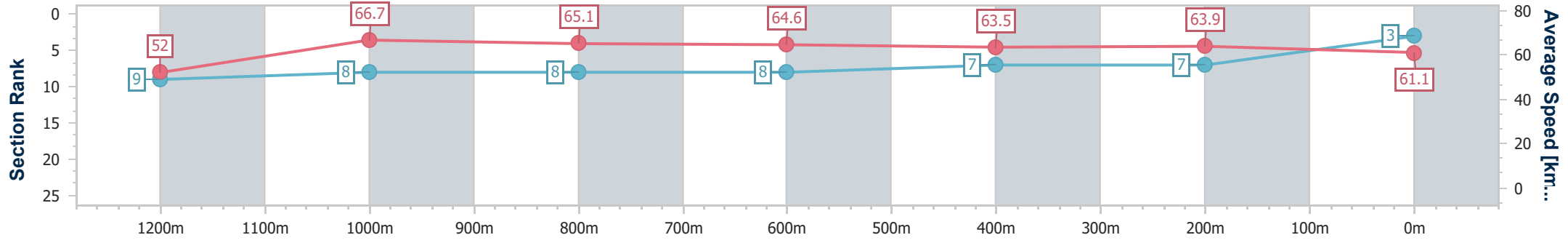
Race 7: TYREPLUS TOWNSVILLE Class 3 Plate - 1400m

12 August 2023 - 14:54

Track Rating: Good 4, Weather: Fine, Rail Position: True Entire Course



Section	Overall	1200m	1000m	800m	600m	400m	200m
Section Times	1:21.69 [3] (0:13.85)	1:07.84 [9] (0:10.81)	0:57.03 [8] (0:11.11)	0:45.92 [8] (0:11.22)	0:34.70 [8] (0:11.54)	0:23.16 [7] (0:11.37)	0:11.79 [7] (0:11.79)
Average Speed [km/h]	52.0	66.7	65.1	64.6	63.5	63.9	61.1
Top Speed [km/h]	65.7	68.1	65.7	65.3	64.3	64.8	64.4
Avg. Dist. to Rail [m]	7.7	2.5	0.8	1.3	3.2	7.2	10.9
Avg. Stride Freq. [Hz]	2.2	2.4	2.4	2.3	2.3	2.4	2.3
Avg. Stride Length [m]	6.5	7.7	7.7	7.8	7.6	7.6	7.5



- [] Ranking at each section and finish
- .-.- No data available at this section
- NA No data available



Horse/Jockey Name	Castile
Final Rank	4
Fastest Section Time (Section)	0:10.96 (1200m)
Top Speed [km/h] (Section)	67.3 (1200m)
Race State	Finished



Townsville QLD Professional

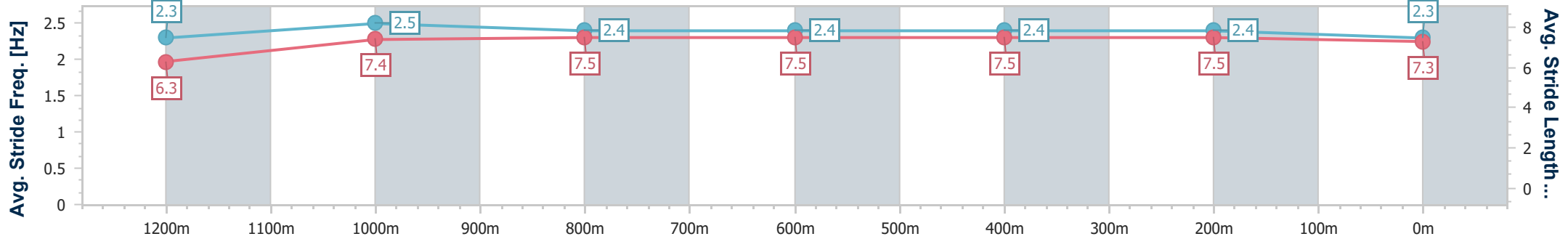
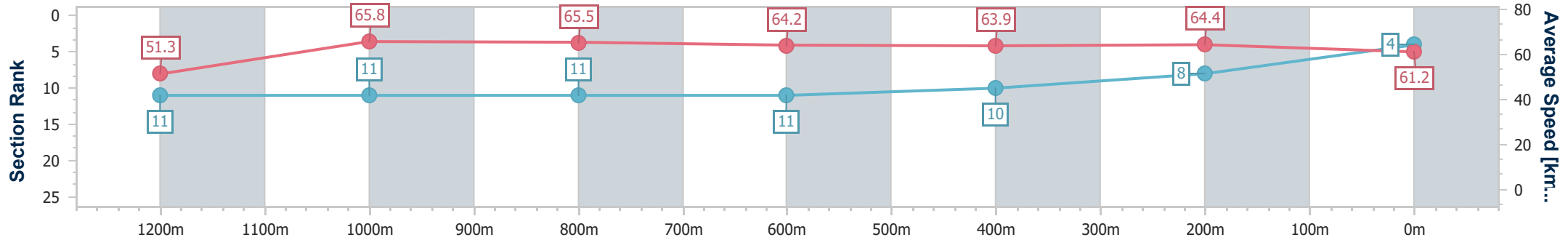
Race 7: TYREPLUS TOWNSVILLE Class 3 Plate - 1400m

12 August 2023 - 14:54

Track Rating: Good 4, Weather: Fine, Rail Position: True Entire Course



Section	Overall	1200m	1000m	800m	600m	400m	200m
Section Times	1:21.70 [4] (0:14.05)	1:07.65 [11] (0:10.96)	0:56.69 [11] (0:11.03)	0:45.66 [11] (0:11.21)	0:34.45 [11] (0:11.42)	0:23.03 [10] (0:11.26)	0:11.77 [8] (0:11.77)
Average Speed [km/h]	51.3	65.8	65.5	64.2	63.9	64.4	61.2
Top Speed [km/h]	65.5	67.3	66.8	65.6	65.5	65.5	63.6
Avg. Dist. to Rail [m]	8.9	1.7	0.8	0.3	2.4	5.3	6.9
Avg. Stride Freq. [Hz]	2.3	2.5	2.4	2.4	2.4	2.4	2.3
Avg. Stride Length [m]	6.3	7.4	7.5	7.5	7.5	7.5	7.3



- [] Ranking at each section and finish
- .-.- No data available at this section
- NA No data available



Horse/Jockey Name	Antagoniser
Final Rank	5
Fastest Section Time (Section)	0:10.57 (1200m)
Top Speed [km/h] (Section)	69.0 (Overall)
Race State	Finished



Townsville QLD Professional

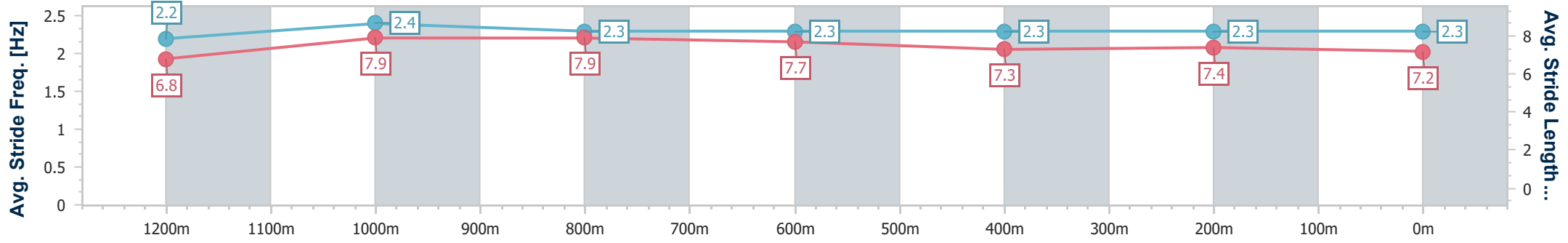
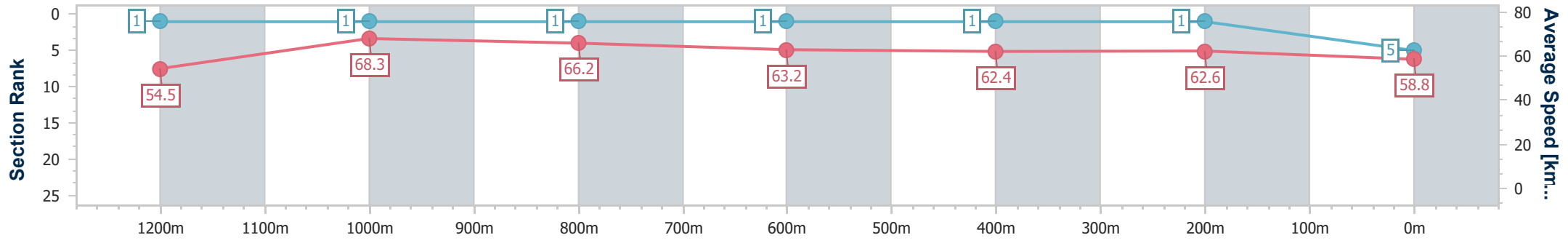
Race 7: TYREPLUS TOWNSVILLE Class 3 Plate - 1400m

12 August 2023 - 14:54

Track Rating: Good 4, Weather: Fine, Rail Position: True Entire Course



Section	Overall	1200m	1000m	800m	600m	400m	200m
Section Times	1:21.71 [5] (0:13.22)	1:08.49 [1] (0:10.57)	0:57.92 [1] (0:10.99)	0:46.93 [1] (0:11.42)	0:35.51 [1] (0:11.67)	0:23.84 [1] (0:11.57)	0:12.27 [1] (0:12.27)
Average Speed [km/h]	54.5	68.3	66.2	63.2	62.4	62.6	58.8
Top Speed [km/h]	69.0	68.9	67.7	65.9	63.1	63.1	61.3
Avg. Dist. to Rail [m]	12.9	3.2	1.9	0.6	2.3	3.3	3.7
Avg. Stride Freq. [Hz]	2.2	2.4	2.3	2.3	2.3	2.3	2.3
Avg. Stride Length [m]	6.8	7.9	7.9	7.7	7.3	7.4	7.2



- [] Ranking at each section and finish
- .-.- No data available at this section
- NA No data available



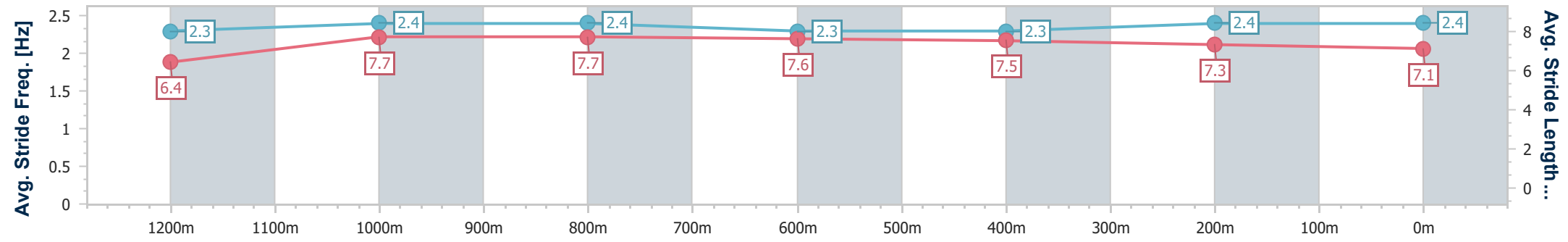
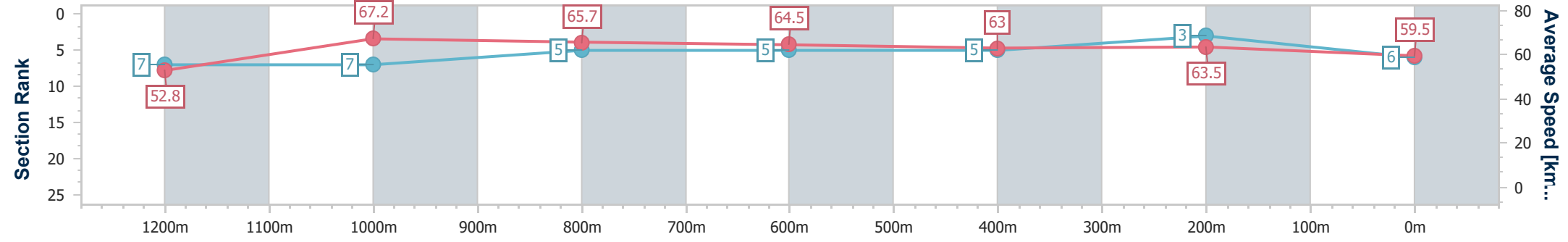
Horse/Jockey Name	Deluxe Legend
Final Rank	6
Fastest Section Time (Section)	0:10.74 (1200m)
Top Speed [km/h] (Section)	68.0 (1200m)
Race State	Finished



Townsville QLD Professional
 Race 7: TYREPLUS TOWNSVILLE Class 3 Plate - 1400m
 12 August 2023 - 14:54
 Track Rating: Good 4, Weather: Fine, Rail Position: True Entire Course



Section	Overall	1200m	1000m	800m	600m	400m	200m
Section Times	1:21.88 [6] (0:13.66)	1:08.22 [7] (0:10.74)	0:57.48 [7] (0:11.08)	0:46.40 [5] (0:11.27)	0:35.13 [5] (0:11.58)	0:23.55 [5] (0:11.44)	0:12.11 [3] (0:12.11)
Average Speed [km/h]	52.8	67.2	65.7	64.5	63.0	63.5	59.5
Top Speed [km/h]	67.3	68.0	67.6	65.9	64.0	64.4	63.1
Avg. Dist. to Rail [m]	13.3	3.8	2.5	1.8	2.9	6.3	9.2
Avg. Stride Freq. [Hz]	2.3	2.4	2.4	2.3	2.3	2.4	2.4
Avg. Stride Length [m]	6.4	7.7	7.7	7.6	7.5	7.3	7.1



- [] Ranking at each section and finish
- .-.- No data available at this section
- NA No data available



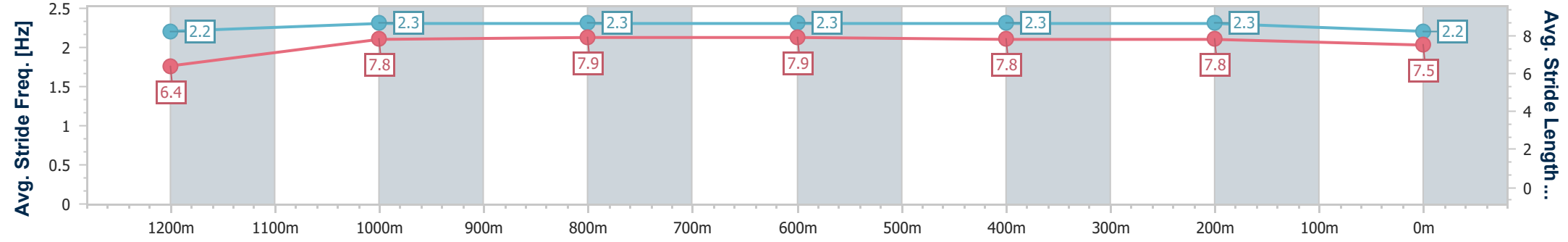
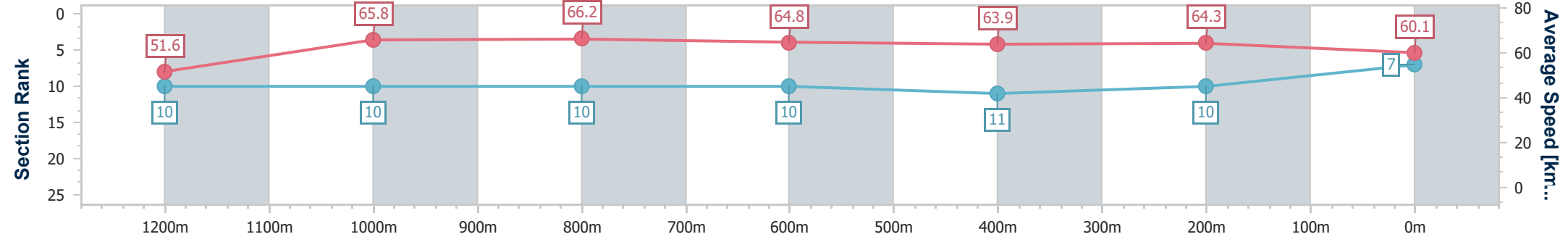
Horse/Jockey Name	Do Well Legend
Final Rank	7
Fastest Section Time (Section)	0:10.97 (1200m)
Top Speed [km/h] (Section)	66.9 (1200m)
Race State	Finished



Townsville QLD Professional
 Race 7: TYREPLUS TOWNSVILLE Class 3 Plate - 1400m
 12 August 2023 - 14:54
 Track Rating: Good 4, Weather: Fine, Rail Position: True Entire Course



Section	Overall	1200m	1000m	800m	600m	400m	200m
Section Times	1:22.05 [7] (0:14.02)	1:08.03 [10] (0:10.97)	0:57.06 [10] (0:11.01)	0:46.05 [10] (0:11.23)	0:34.82 [10] (0:11.49)	0:23.33 [11] (0:11.34)	0:11.99 [10] (0:11.99)
Average Speed [km/h]	51.6	65.8	66.2	64.8	63.9	64.3	60.1
Top Speed [km/h]	63.4	66.9	66.9	65.8	65.4	65.4	62.7
Avg. Dist. to Rail [m]	13.7	3.5	2.6	2.1	4.2	8.4	11.5
Avg. Stride Freq. [Hz]	2.2	2.3	2.3	2.3	2.3	2.3	2.2
Avg. Stride Length [m]	6.4	7.8	7.9	7.9	7.8	7.8	7.5



- [] Ranking at each section and finish
- .-.- No data available at this section
- NA No data available



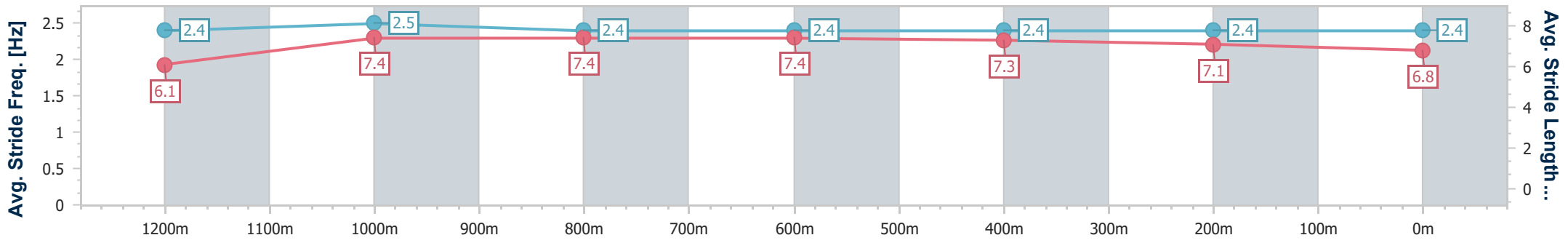
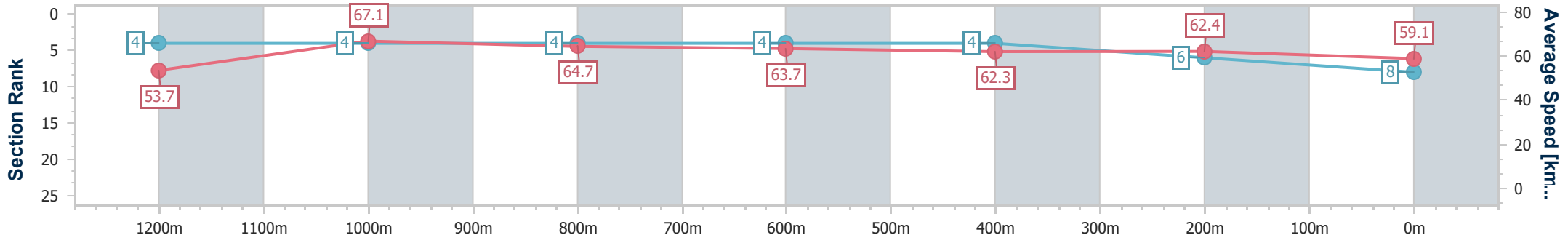
Horse/Jockey Name	Sealion
Final Rank	8
Fastest Section Time (Section)	0:10.75 (1200m)
Top Speed [km/h] (Section)	68.6 (1200m)
Race State	Finished



Townsville QLD Professional
 Race 7: TYREPLUS TOWNSVILLE Class 3 Plate - 1400m
 12 August 2023 - 14:54
 Track Rating: Good 4, Weather: Fine, Rail Position: True Entire Course



Section	Overall	1200m	1000m	800m	600m	400m	200m
Section Times	1:22.08 [8] (0:13.41)	1:08.67 [4] (0:10.75)	0:57.92 [4] (0:11.19)	0:46.73 [4] (0:11.34)	0:35.39 [4] (0:11.61)	0:23.78 [4] (0:11.58)	0:12.20 [6] (0:12.20)
Average Speed [km/h]	53.7	67.1	64.7	63.7	62.3	62.4	59.1
Top Speed [km/h]	68.3	68.6	67.4	66.4	64.9	64.4	61.4
Avg. Dist. to Rail [m]	6.8	2.6	1.2	0.6	1.1	2.6	4.6
Avg. Stride Freq. [Hz]	2.4	2.5	2.4	2.4	2.4	2.4	2.4
Avg. Stride Length [m]	6.1	7.4	7.4	7.4	7.3	7.1	6.8



- [] Ranking at each section and finish
- .-.- No data available at this section
- NA No data available



Horse/Jockey Name	Cetshwayo
Final Rank	9
Fastest Section Time (Section)	0:10.97 (1000m)
Top Speed [km/h] (Section)	67.4 (800m)
Race State	Finished



Townsville QLD Professional

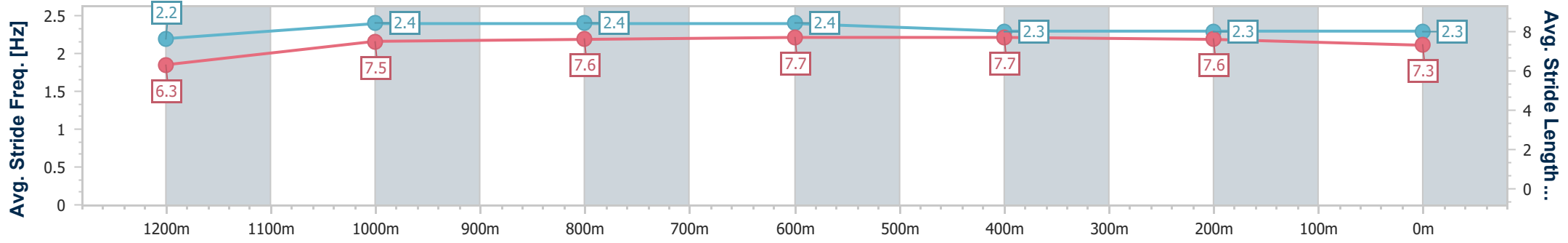
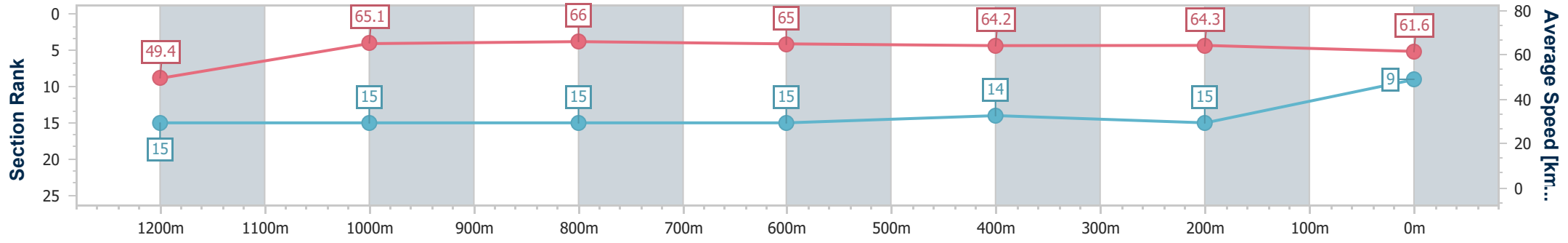
Race 7: TYREPLUS TOWNSVILLE Class 3 Plate - 1400m

12 August 2023 - 14:54

Track Rating: Good 4, Weather: Fine, Rail Position: True Entire Course



Section	Overall	1200m	1000m	800m	600m	400m	200m
Section Times	1:22.16 [9] (0:14.62)	1:07.54 [15] (0:11.07)	0:56.47 [15] (0:10.97)	0:45.50 [15] (0:11.09)	0:34.41 [15] (0:11.37)	0:23.04 [14] (0:11.34)	0:11.70 [15] (0:11.70)
Average Speed [km/h]	49.4	65.1	66.0	65.0	64.2	64.3	61.6
Top Speed [km/h]	63.9	66.9	67.3	67.4	65.3	64.8	63.8
Avg. Dist. to Rail [m]	8.8	2.7	1.1	0.4	2.5	8.6	13.2
Avg. Stride Freq. [Hz]	2.2	2.4	2.4	2.4	2.3	2.3	2.3
Avg. Stride Length [m]	6.3	7.5	7.6	7.7	7.7	7.6	7.3



- [] Ranking at each section and finish
- .-.- No data available at this section
- NA No data available



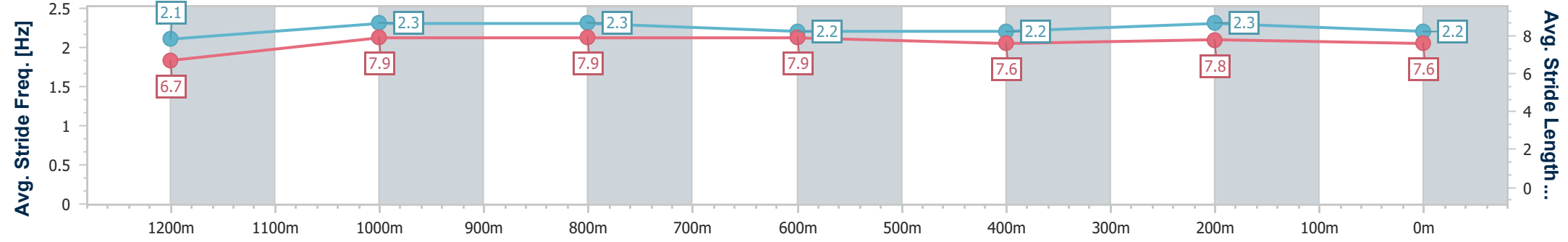
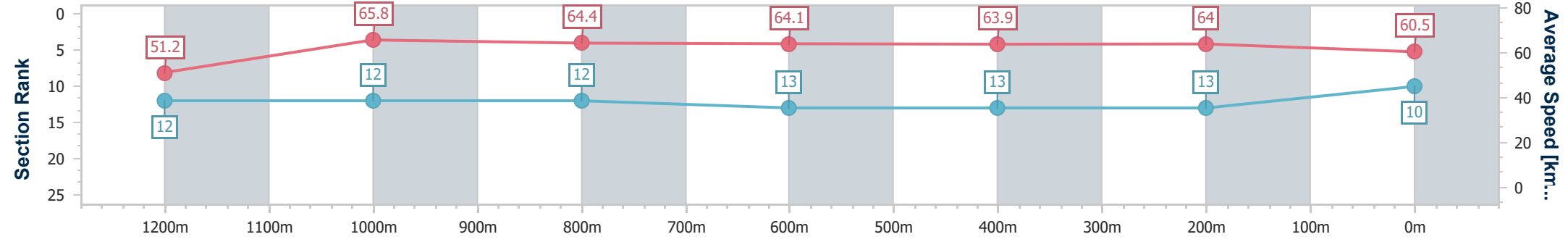
Horse/Jockey Name	Altar Boy
Final Rank	10
Fastest Section Time (Section)	0:10.94 (1200m)
Top Speed [km/h] (Section)	66.7 (1200m)
Race State	Finished



Townsville QLD Professional
 Race 7: TYREPLUS TOWNSVILLE Class 3 Plate - 1400m
 12 August 2023 - 14:54
 Track Rating: Good 4, Weather: Fine, Rail Position: True Entire Course



Section	Overall	1200m	1000m	800m	600m	400m	200m
Section Times	1:22.19 [10] (0:14.08)	1:08.11 [12] (0:10.94)	0:57.17 [12] (0:11.17)	0:46.00 [12] (0:11.31)	0:34.69 [13] (0:11.45)	0:23.24 [13] (0:11.34)	0:11.90 [13] (0:11.90)
Average Speed [km/h]	51.2	65.8	64.4	64.1	63.9	64.0	60.5
Top Speed [km/h]	64.5	66.7	65.1	65.1	65.1	64.8	62.5
Avg. Dist. to Rail [m]	4.2	0.3	0.2	1.3	3.2	5.3	8.4
Avg. Stride Freq. [Hz]	2.1	2.3	2.3	2.2	2.2	2.3	2.2
Avg. Stride Length [m]	6.7	7.9	7.9	7.9	7.6	7.8	7.6



- [] Ranking at each section and finish
- .-.- No data available at this section
- NA No data available



Horse/Jockey Name	Healing Game
Final Rank	11
Fastest Section Time (Section)	0:10.80 (1200m)
Top Speed [km/h] (Section)	67.6 (1200m)
Race State	Finished



Townsville QLD Professional

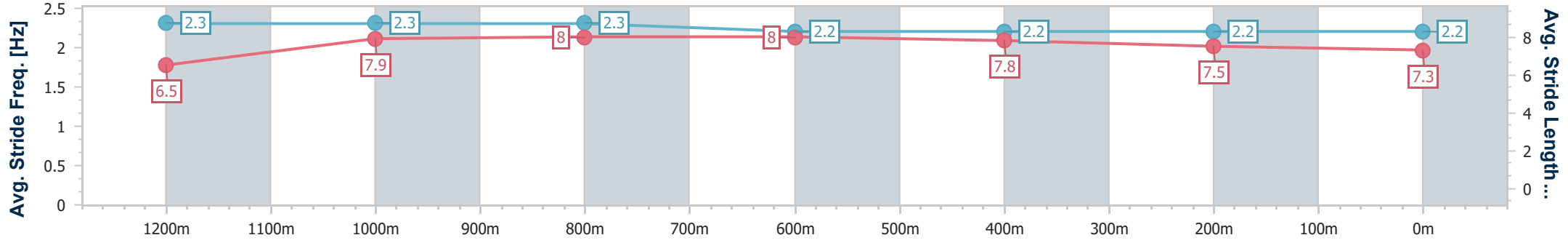
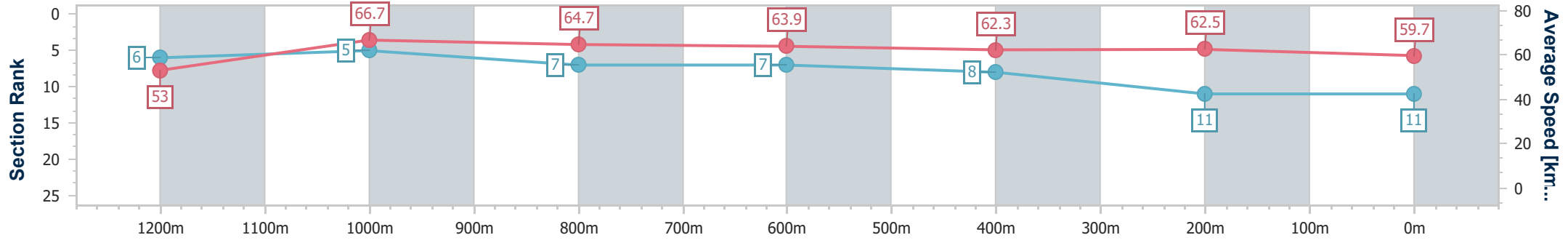
Race 7: TYREPLUS TOWNSVILLE Class 3 Plate - 1400m

12 August 2023 - 14:54

Track Rating: Good 4, Weather: Fine, Rail Position: True Entire Course



Section	Overall	1200m	1000m	800m	600m	400m	200m
Section Times	1:22.20 [11] (0:13.59)	1:08.61 [6] (0:10.80)	0:57.81 [5] (0:11.17)	0:46.64 [7] (0:11.29)	0:35.35 [7] (0:11.69)	0:23.66 [8] (0:11.59)	0:12.07 [11] (0:12.07)
Average Speed [km/h]	53.0	66.7	64.7	63.9	62.3	62.5	59.7
Top Speed [km/h]	66.9	67.6	65.5	64.7	63.3	63.1	62.0
Avg. Dist. to Rail [m]	2.4	1.2	0.8	0.5	2.1	3.5	4.5
Avg. Stride Freq. [Hz]	2.3	2.3	2.3	2.2	2.2	2.2	2.2
Avg. Stride Length [m]	6.5	7.9	8.0	8.0	7.8	7.5	7.3



- [] Ranking at each section and finish
- .-.- No data available at this section
- NA No data available



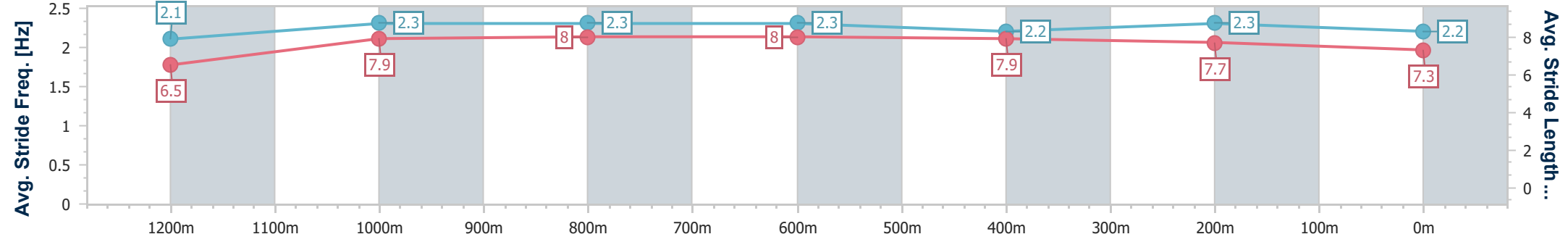
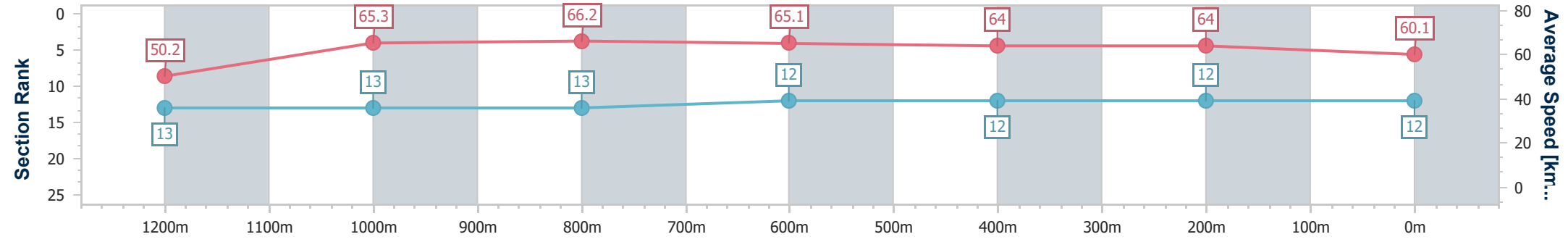
Horse/Jockey Name	Letmeletgo
Final Rank	12
Fastest Section Time (Section)	0:10.96 (1000m)
Top Speed [km/h] (Section)	67.4 (1000m)
Race State	Finished



Townsville QLD Professional
 Race 7: TYREPLUS TOWNSVILLE Class 3 Plate - 1400m
 12 August 2023 - 14:54
 Track Rating: Good 4, Weather: Fine, Rail Position: True Entire Course



Section	Overall	1200m	1000m	800m	600m	400m	200m
Section Times	1:22.22 [12] (0:14.37)	1:07.85 [13] (0:11.04)	0:56.81 [13] (0:10.96)	0:45.85 [13] (0:11.13)	0:34.72 [12] (0:11.36)	0:23.36 [12] (0:11.37)	0:11.99 [12] (0:11.99)
Average Speed [km/h]	50.2	65.3	66.2	65.1	64.0	64.0	60.1
Top Speed [km/h]	64.5	66.3	67.4	66.8	65.9	65.4	62.6
Avg. Dist. to Rail [m]	5.6	2.2	1.5	1.1	2.5	6.6	10.2
Avg. Stride Freq. [Hz]	2.1	2.3	2.3	2.3	2.2	2.3	2.2
Avg. Stride Length [m]	6.5	7.9	8.0	8.0	7.9	7.7	7.3



- [] Ranking at each section and finish
- .-.- No data available at this section
- NA No data available



Horse/Jockey Name	Side Hustle
Final Rank	13
Fastest Section Time (Section)	0:10.97 (1000m)
Top Speed [km/h] (Section)	67.7 (1000m)
Race State	Finished



Townsville QLD Professional

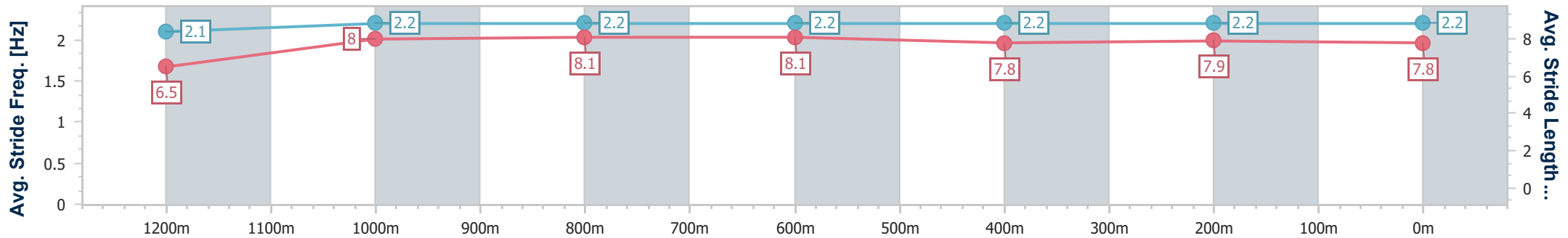
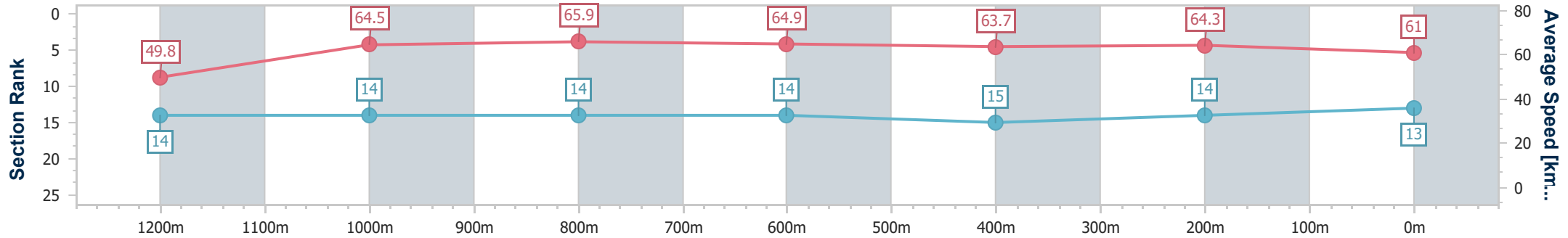
Race 7: TYREPLUS TOWNSVILLE Class 3 Plate - 1400m

12 August 2023 - 14:54

Track Rating: Good 4, Weather: Fine, Rail Position: True Entire Course



Section	Overall	1200m	1000m	800m	600m	400m	200m
Section Times	1:22.28 [13] (0:14.47)	1:07.81 [14] (0:11.16)	0:56.65 [14] (0:10.97)	0:45.68 [14] (0:11.15)	0:34.53 [14] (0:11.45)	0:23.08 [15] (0:11.26)	0:11.82 [14] (0:11.82)
Average Speed [km/h]	49.8	64.5	65.9	64.9	63.7	64.3	61.0
Top Speed [km/h]	63.3	66.4	67.7	67.7	64.2	64.6	64.0
Avg. Dist. to Rail [m]	6.8	0.9	0.8	0.9	2.6	4.3	6.9
Avg. Stride Freq. [Hz]	2.1	2.2	2.2	2.2	2.2	2.2	2.2
Avg. Stride Length [m]	6.5	8.0	8.1	8.1	7.8	7.9	7.8



- [] Ranking at each section and finish
- .-.- No data available at this section
- NA No data available



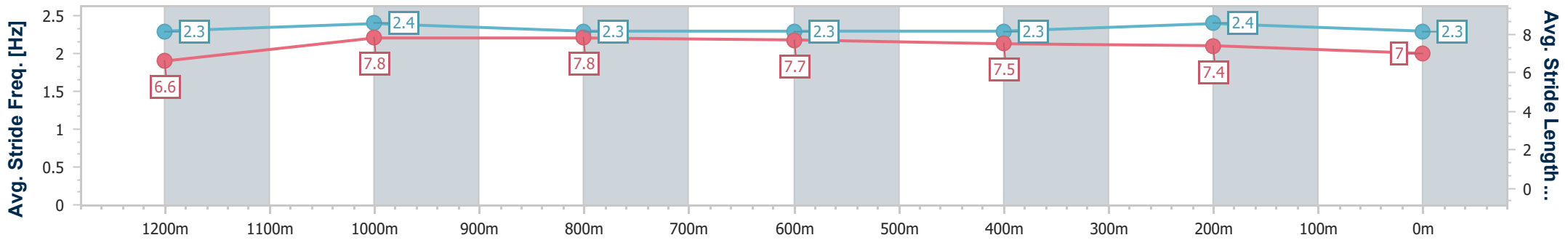
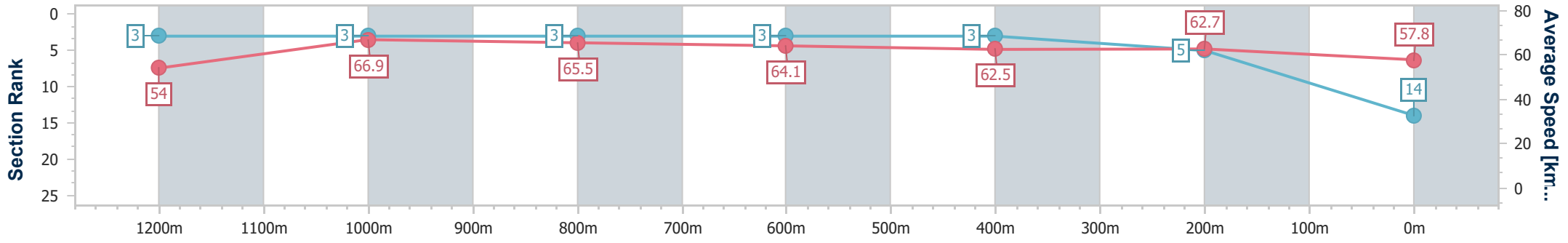
Horse/Jockey Name	Victory For Us
Final Rank	14
Fastest Section Time (Section)	0:10.79 (1200m)
Top Speed [km/h] (Section)	67.9 (Overall)
Race State	Finished



Townsville QLD Professional
 Race 7: TYREPLUS TOWNSVILLE Class 3 Plate - 1400m
 12 August 2023 - 14:54
 Track Rating: Good 4, Weather: Fine, Rail Position: True Entire Course



Section	Overall	1200m	1000m	800m	600m	400m	200m
Section Times	1:22.31 [14] (0:13.36)	1:08.95 [3] (0:10.79)	0:58.16 [3] (0:11.12)	0:47.04 [3] (0:11.33)	0:35.71 [3] (0:11.65)	0:24.06 [3] (0:11.58)	0:12.48 [5] (0:12.48)
Average Speed [km/h]	54.0	66.9	65.5	64.1	62.5	62.7	57.8
Top Speed [km/h]	67.9	67.8	66.3	65.1	63.3	63.6	60.9
Avg. Dist. to Rail [m]	11.5	3.8	2.5	1.8	2.5	4.5	5.9
Avg. Stride Freq. [Hz]	2.3	2.4	2.3	2.3	2.3	2.4	2.3
Avg. Stride Length [m]	6.6	7.8	7.8	7.7	7.5	7.4	7.0



- [] Ranking at each section and finish
- .-.- No data available at this section
- NA No data available



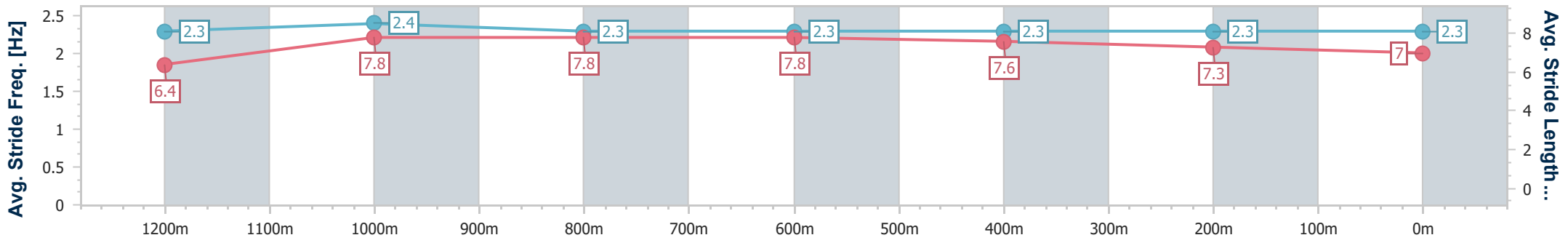
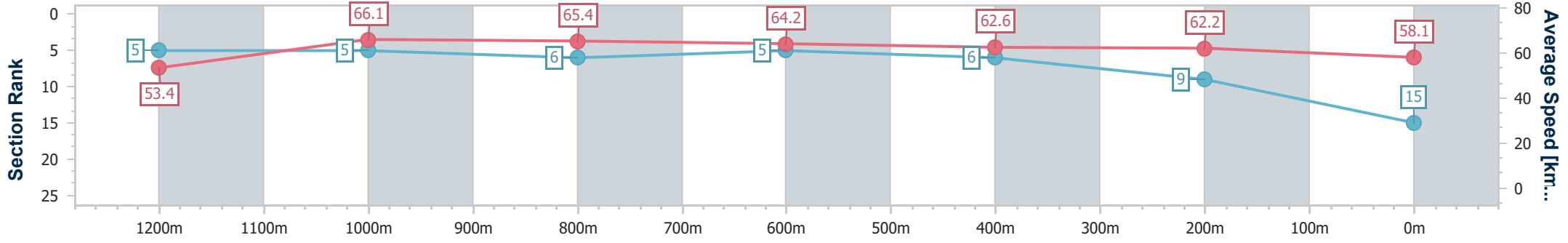
Horse/Jockey Name	Awe
Final Rank	15
Fastest Section Time (Section)	0:10.90 (1200m)
Top Speed [km/h] (Section)	67.2 (1200m)
Race State	Finished



Townsville QLD Professional
 Race 7: TYREPLUS TOWNSVILLE Class 3 Plate - 1400m
 12 August 2023 - 14:54
 Track Rating: Good 4, Weather: Fine, Rail Position: True Entire Course



Section	Overall	1200m	1000m	800m	600m	400m	200m
Section Times	1:22.42 [15] (0:13.49)	1:08.93 [5] (0:10.90)	0:58.03 [5] (0:11.09)	0:46.94 [6] (0:11.27)	0:35.67 [5] (0:11.64)	0:24.03 [6] (0:11.65)	0:12.38 [9] (0:12.38)
Average Speed [km/h]	53.4	66.1	65.4	64.2	62.6	62.2	58.1
Top Speed [km/h]	67.2	67.2	65.7	65.1	63.8	63.3	61.3
Avg. Dist. to Rail [m]	4.5	2.5	1.3	1.0	2.4	4.3	5.4
Avg. Stride Freq. [Hz]	2.3	2.4	2.3	2.3	2.3	2.3	2.3
Avg. Stride Length [m]	6.4	7.8	7.8	7.8	7.6	7.3	7.0



- [] Ranking at each section and finish
- .-.- No data available at this section
- NA No data available



Horse/Jockey Name	Wine Talks
Final Rank	16
Fastest Section Time (Section)	0:10.97 (1000m)
Top Speed [km/h] (Section)	67.1 (1000m)
Race State	Finished



Townsville QLD Professional

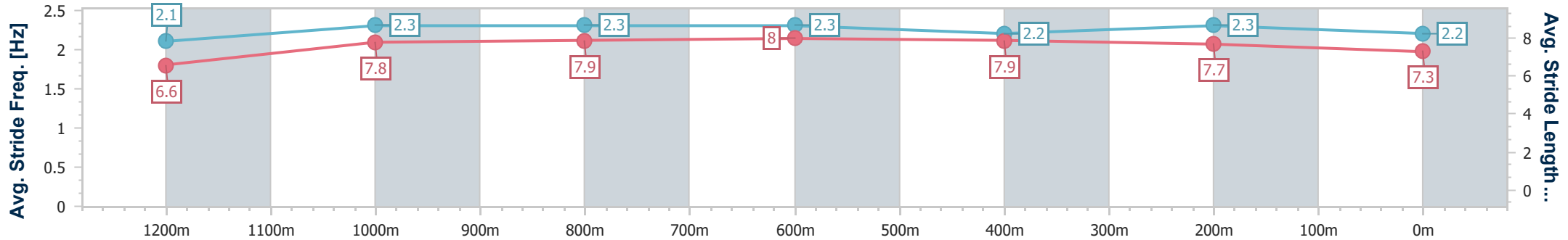
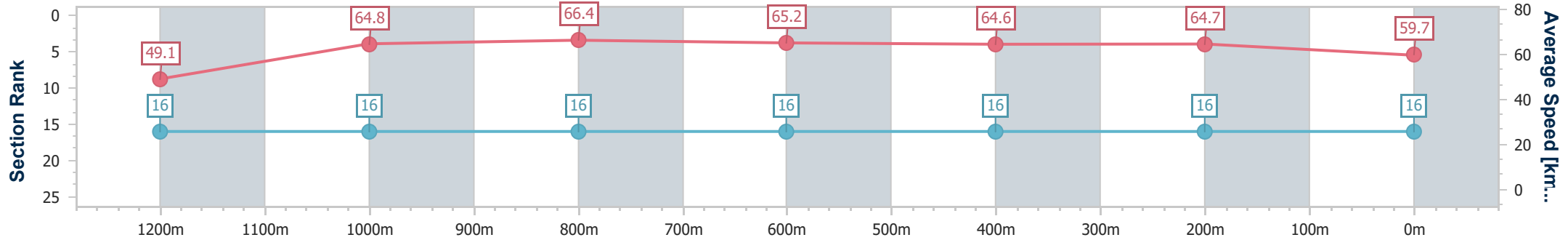
Race 7: TYREPLUS TOWNSVILLE Class 3 Plate - 1400m

12 August 2023 - 14:54

Track Rating: Good 4, Weather: Fine, Rail Position: True Entire Course



Section	Overall	1200m	1000m	800m	600m	400m	200m
Section Times	1:22.65 [16] (0:14.69)	1:07.96 [16] (0:11.14)	0:56.82 [16] (0:10.97)	0:45.85 [16] (0:11.19)	0:34.66 [16] (0:11.34)	0:23.32 [16] (0:11.25)	0:12.07 [16] (0:12.07)
Average Speed [km/h]	49.1	64.8	66.4	65.2	64.6	64.7	59.7
Top Speed [km/h]	63.2	66.5	67.1	67.1	65.4	65.0	63.7
Avg. Dist. to Rail [m]	9.2	2.5	2.2	2.9	3.5	6.7	11.1
Avg. Stride Freq. [Hz]	2.1	2.3	2.3	2.3	2.2	2.3	2.2
Avg. Stride Length [m]	6.6	7.8	7.9	8.0	7.9	7.7	7.3



- [] Ranking at each section and finish
- .-.- No data available at this section
- NA No data available