

# Townsville QLD Professional

## Race 6: LIVING TURF Class 1 Handicap - 1200m

12 August 2023 - 14:20

Track Rating: Good 4, Weather: Fine, Rail Position: True Entire Course

Section												Last 600m		
Field Times		Overall	1000m	800m	600m	400m	200m						0:34.86	
		1:09.89 (0:13.13)	0:56.76 (0:10.86)	0:45.90 (0:11.04)	0:34.86 (0:11.37)	0:23.49 (0:11.41)	0:12.08 (0:12.08)							
Rank	TAB	Horse/Jockey	Barrier	Top Speed [km/h]	Fastest Section							Margin	Distance Travelled [m]	
1	4	<b>THE SHERPA</b> Scott Sheargold	15	68.7 1000m	0:10.87 1000m	1:09.89 [1] (0:13.17)	0:56.72 [2] (0:10.87)	0:45.85 [2] (0:11.15)	0:34.70 [2] (0:11.37)	0:23.33 [2] (0:11.25)	0:12.08 [1] (0:12.08)	1:09.89	0:34.70	
2	9	<b>ROYAL SONG</b> Isabella Teh	17	68.7 Overall	0:10.96 1000m	1:10.07 [2] (0:13.31)	0:56.76 [3] (0:10.96)	0:45.80 [3] (0:11.07)	0:34.73 [5] (0:11.43)	0:23.30 [5] (0:11.48)	0:11.82 [6] (0:11.82)	1L	0:34.73	+0
3	7	<b>BAKERSFIELD</b> Jason Taylor	1	68.4 1000m	0:10.86 1000m	1:10.14 [3] (0:13.44)	0:56.70 [4] (0:10.86)	0:45.84 [4] (0:10.99)	0:34.85 [4] (0:11.40)	0:23.45 [4] (0:11.28)	0:12.17 [2] (0:12.17)	1.3L	0:34.85	-4
4	3	<b>ALLIED COMMAND</b> Justin Stanley	8	67.1 800m	0:11.00 1000m	1:10.22 [4] (0:13.78)	0:56.44 [9] (0:11.00)	0:45.44 [9] (0:11.03)	0:34.41 [9] (0:11.27)	0:23.14 [8] (0:11.32)	0:11.82 [9] (0:11.82)	1.7L	0:34.41	-1
5	10	<b>PREMIUM STAR</b> Lacey Morrison	22	68.2 800m	0:10.91 800m	1:10.24 [5] (0:14.35)	0:55.89 [15] (0:11.07)	0:44.82 [15] (0:10.91)	0:33.91 [15] (0:11.06)	0:22.85 [14] (0:11.31)	0:11.54 [12] (0:11.54)	1.8L	0:33.91	+4
6	1	<b>BARMERA</b> Rachel Shred	19	69.3 1000m	0:10.77 1000m	1:10.28 [6] (0:13.56)	0:56.72 [7] (0:10.77)	0:45.95 [5] (0:10.95)	0:35.00 [3] (0:11.38)	0:23.62 [3] (0:11.52)	0:12.10 [4] (0:12.10)	2L	0:35.00	+3
7	2	<b>MISTA OMEGA</b> Jackson Murphy	21	68.2 800m	0:10.92 800m	1:10.30 [7] (0:14.21)	0:56.09 [14] (0:10.98)	0:45.11 [14] (0:10.92)	0:34.19 [13] (0:11.15)	0:23.04 [12] (0:11.30)	0:11.74 [10] (0:11.74)	2.1L	0:34.19	+4
8	16	<b>LADY DAMUS</b> Nathan Day	11	67.4 1000m	0:10.92 1000m	1:10.30 [8] (0:14.04)	0:56.26 [12] (0:10.92)	0:45.34 [11] (0:10.97)	0:34.37 [11] (0:11.28)	0:23.09 [10] (0:11.18)	0:11.91 [7] (0:11.91)	2.2L	0:34.37	-2
9	14	<b>MAKE IT HAPPEN</b> Adrian Layt	10	69.1 Overall	0:10.93 1000m	1:10.32 [9] (0:13.55)	0:56.77 [6] (0:10.93)	0:45.84 [7] (0:11.06)	0:34.78 [6] (0:11.31)	0:23.47 [6] (0:11.37)	0:12.10 [5] (0:12.10)	2.3L	0:34.78	+0
10	11	<b>MR KOBO</b> Morgan Butler	2	70.0 Overall	0:10.86 1000m	1:10.33 [10] (0:13.13)	0:57.20 [1] (0:10.86)	0:46.34 [1] (0:11.04)	0:35.30 [1] (0:11.37)	0:23.93 [1] (0:11.66)	0:12.27 [3] (0:12.27)	2.4L	0:35.30	-6

Scratched: Boom Ranga (#18), Windpipe (#22), Lightheadness (#23), Peggie Boom (#13), Private Cheetah (#8), Adaminaby (#21), Wong Way (#19)



# Townsville QLD Professional

## Race 6: LIVING TURF Class 1 Handicap - 1200m

12 August 2023 - 14:20



Track Rating: Good 4, Weather: Fine, Rail Position: True Entire Course

Section		Overall	1000m	800m	600m	400m	200m	Last 600m					
Field Times		1:09.89 (0:13.13)	0:56.76 (0:10.86)	0:45.90 (0:11.04)	0:34.86 (0:11.37)	0:23.49 (0:11.41)	0:12.08 (0:12.08)	0:34.86					
Rank	TAB Horse/Jockey	Barrier	Top Speed [km/h]	Fastest Section	Margin							Distance Travelled [m]	
11	5 CORRETTO Adam Sewell	4	67.9 1000m	0:10.88 1000m	1:10.55 [11] (0:13.54)	0:57.01 [5] (0:10.88)	0:46.13 [6] (0:11.13)	0:35.00 [7] (0:11.41)	0:23.59 [7] (0:11.44)	0:12.15 [8] (0:12.15)	3.7L	0:35.00	-2
12	12 BRIGHT TIARA Tiffani Brooker	5	66.9 1000m	0:10.96 1000m	1:10.61 [12] (0:14.15)	0:56.46 [13] (0:10.96)	0:45.50 [13] (0:11.02)	0:34.48 [14] (0:11.28)	0:23.20 [15] (0:11.32)	0:11.88 [13] (0:11.88)	3.9L	0:34.48	-7
13	6 HOW DO YOU SLEEP Graham Kliese	9	67.2 Overall	0:11.02 1000m	1:10.62 [13] (0:13.79)	0:56.83 [10] (0:11.02)	0:45.81 [10] (0:11.03)	0:34.78 [10] (0:11.38)	0:23.40 [11] (0:11.40)	0:12.00 [11] (0:12.00)	4L	0:34.78	-4
14	17 BETCHA BABY Georgina Cartwright	18	68.0 1000m	0:11.01 1000m	1:10.85 [14] (0:13.95)	0:56.90 [11] (0:11.01)	0:45.89 [12] (0:11.02)	0:34.87 [12] (0:11.37)	0:23.50 [13] (0:11.53)	0:11.97 [15] (0:11.97)	5.3L	0:34.87	+0
15	15 DONENOTHING Harry Grace	16	67.8 800m	0:11.01 1000m	1:10.94 [15] (0:13.66)	0:57.28 [8] (0:11.01)	0:46.27 [8] (0:11.01)	0:35.26 [8] (0:11.45)	0:23.81 [9] (0:11.61)	0:12.20 [14] (0:12.20)	5.8L	0:35.26	+4
16	20 NOTHIN' BUT LOOKS Rebecca Wilson	23	67.0 800m	0:10.89 800m	1:11.01 [16] (0:14.59)	0:56.42 [16] (0:11.01)	0:45.41 [16] (0:10.89)	0:34.52 [16] (0:11.23)	0:23.29 [16] (0:11.34)	0:11.95 [16] (0:11.95)	6.1L	0:34.52	-6

Scratched: Boom Ranga (#18), Windpipe (#22), Lightheadness (#23), Peggie Boom (#13), Private Cheetah (#8), Adaminaby (#21), Wong Way (#19)

[ ] Ranking at each section and finish  
 -:-:- No data available at this section  
 NA No data available

SCN Saddle cloth number  
 DNF Did not finish  
 DNT Did not track



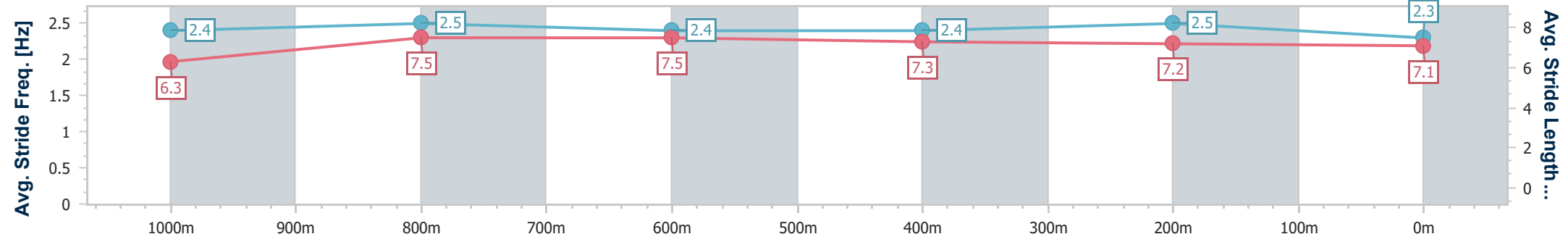
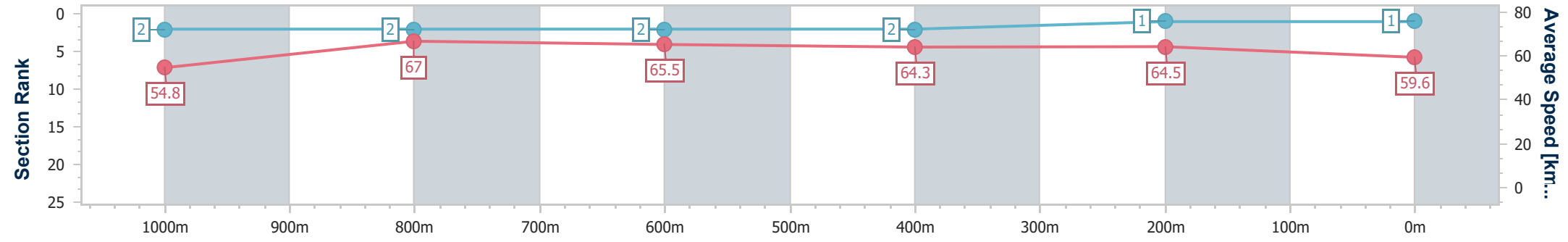
Horse/Jockey Name	The Sherpa
Final Rank	1
Fastest Section Time (Section)	0:10.87 (1000m)
Top Speed [km/h] (Section)	68.7 (1000m)
Race State	Finished



Townsville QLD Professional  
 Race 6: LIVING TURF Class 1 Handicap - 1200m  
 12 August 2023 - 14:20  
 Track Rating: Good 4, Weather: Fine, Rail Position: True Entire Course



Section	Overall	1000m	800m	600m	400m	200m
Section Times	1:09.89 [1] (0:13.17)	0:56.72 [2] (0:10.87)	0:45.85 [2] (0:11.15)	0:34.70 [2] (0:11.37)	0:23.33 [2] (0:11.25)	0:12.08 [1] (0:12.08)
Average Speed [km/h]	54.8	67.0	65.5	64.3	64.5	59.6
Top Speed [km/h]	68.7	68.7	68.3	65.9	65.9	63.1
Avg. Dist. to Rail [m]	8.2	1.9	3.2	2.9	4.1	4.4
Avg. Stride Freq. [Hz]	2.4	2.5	2.4	2.4	2.5	2.3
Avg. Stride Length [m]	6.3	7.5	7.5	7.3	7.2	7.1



- [ ] Ranking at each section and finish
- .-.- No data available at this section
- NA No data available



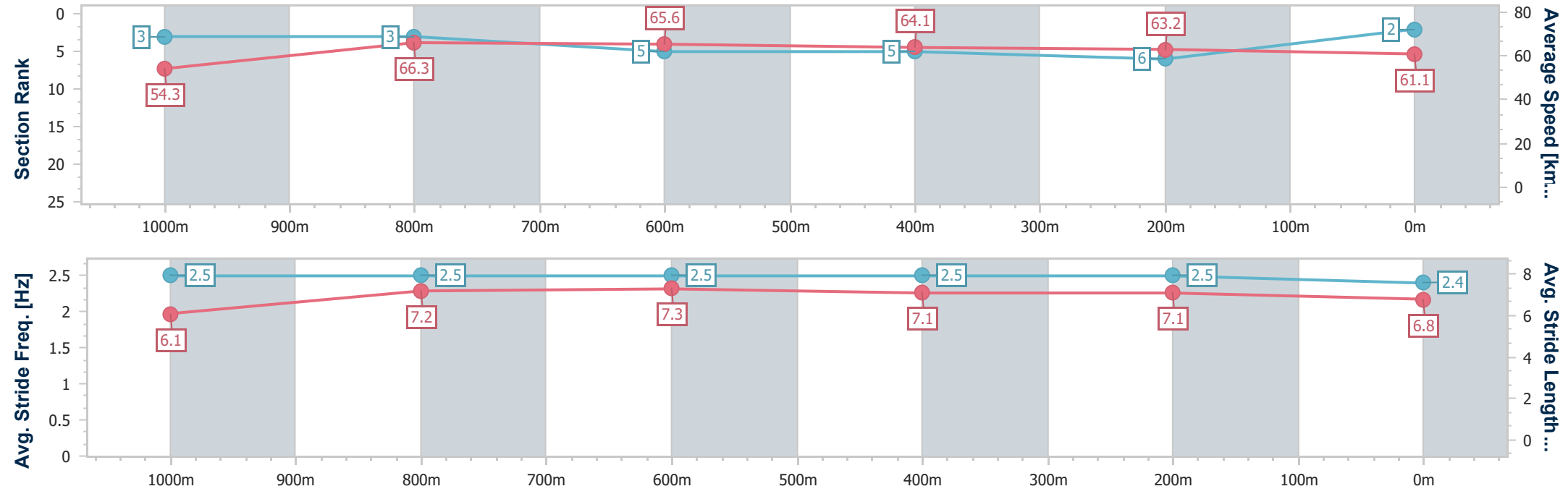
Horse/Jockey Name	Royal Song
Final Rank	2
Fastest Section Time (Section)	0:10.96 (1000m)
Top Speed [km/h] (Section)	68.7 (Overall)
Race State	Finished



**Townsville QLD Professional**  
**Race 6: LIVING TURF Class 1 Handicap - 1200m**  
 12 August 2023 - 14:20  
 Track Rating: Good 4, Weather: Fine, Rail Position: True Entire Course



Section	Overall	1000m	800m	600m	400m	200m
Section Times	1:10.07 [2] (0:13.31)	0:56.76 [3] (0:10.96)	0:45.80 [3] (0:11.07)	0:34.73 [5] (0:11.43)	0:23.30 [5] (0:11.48)	0:11.82 [6] (0:11.82)
Average Speed [km/h]	54.3	66.3	65.6	64.1	63.2	61.1
Top Speed [km/h]	68.7	67.8	67.2	64.9	64.1	63.1
Avg. Dist. to Rail [m]	10.0	1.9	1.9	3.4	5.0	7.3
Avg. Stride Freq. [Hz]	2.5	2.5	2.5	2.5	2.5	2.4
Avg. Stride Length [m]	6.1	7.2	7.3	7.1	7.1	6.8



- [ ] Ranking at each section and finish
- .-.- No data available at this section
- NA No data available



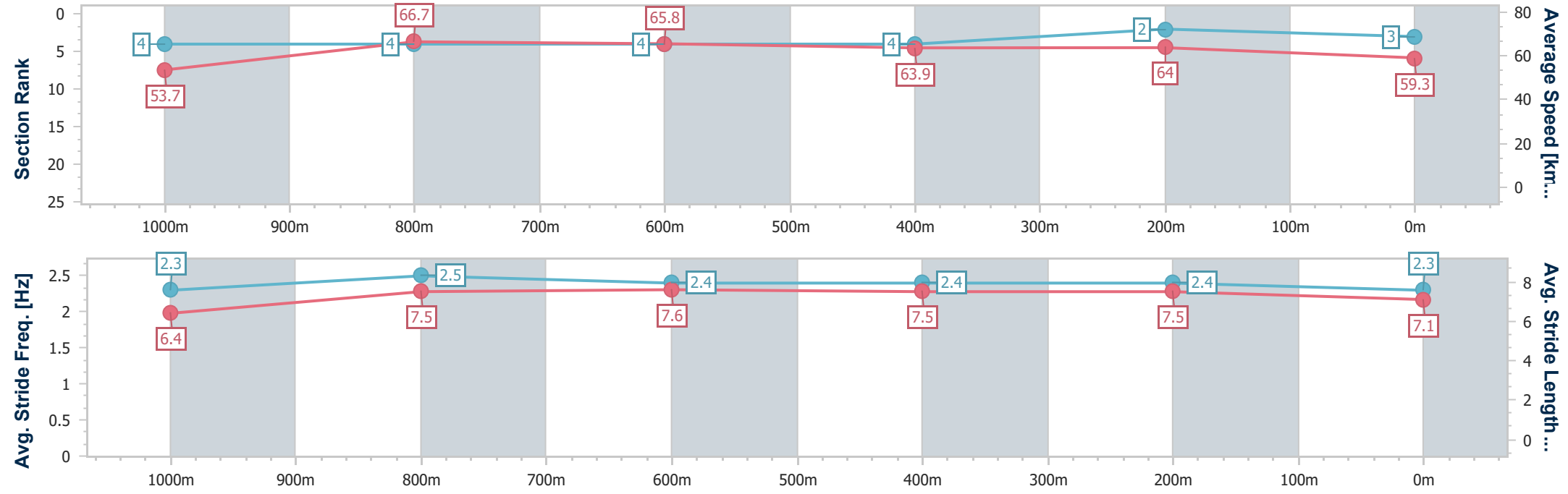
Horse/Jockey Name	Bakersfield
Final Rank	3
Fastest Section Time (Section)	0:10.86 (1000m)
Top Speed [km/h] (Section)	68.4 (1000m)
Race State	Finished



Townsville QLD Professional  
 Race 6: LIVING TURF Class 1 Handicap - 1200m  
 12 August 2023 - 14:20  
 Track Rating: Good 4, Weather: Fine, Rail Position: True Entire Course



Section	Overall	1000m	800m	600m	400m	200m
Section Times	1:10.14 [3] (0:13.44)	0:56.70 [4] (0:10.86)	0:45.84 [4] (0:10.99)	0:34.85 [4] (0:11.40)	0:23.45 [4] (0:11.28)	0:12.17 [2] (0:12.17)
Average Speed [km/h]	53.7	66.7	65.8	63.9	64.0	59.3
Top Speed [km/h]	67.5	68.4	67.8	65.4	65.9	63.0
Avg. Dist. to Rail [m]	1.8	1.1	1.2	2.0	3.6	6.0
Avg. Stride Freq. [Hz]	2.3	2.5	2.4	2.4	2.4	2.3
Avg. Stride Length [m]	6.4	7.5	7.6	7.5	7.5	7.1



- [ ] Ranking at each section and finish
- .-.- No data available at this section
- NA No data available



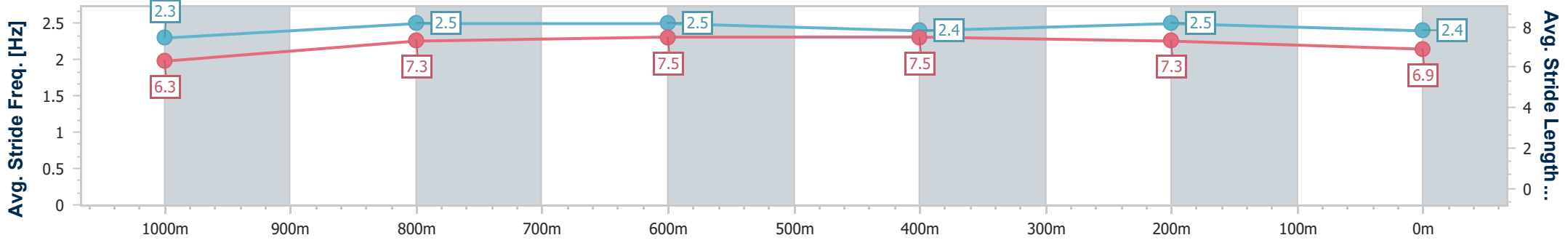
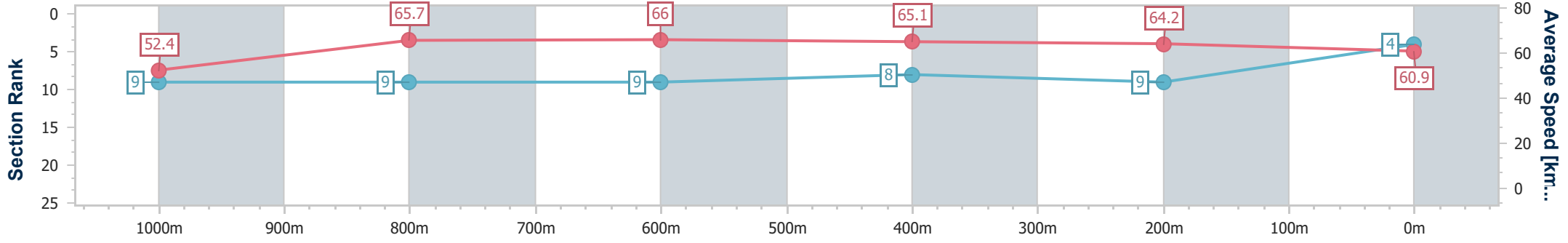
Horse/Jockey Name	Allied Command
Final Rank	4
Fastest Section Time (Section)	0:11.00 (1000m)
Top Speed [km/h] (Section)	67.1 (800m)
Race State	Finished



**Townsville QLD Professional**  
**Race 6: LIVING TURF Class 1 Handicap - 1200m**  
 12 August 2023 - 14:20  
 Track Rating: Good 4, Weather: Fine, Rail Position: True Entire Course



Section	Overall	1000m	800m	600m	400m	200m
Section Times	1:10.22 [4] (0:13.78)	0:56.44 [9] (0:11.00)	0:45.44 [9] (0:11.03)	0:34.41 [9] (0:11.27)	0:23.14 [8] (0:11.32)	0:11.82 [9] (0:11.82)
Average Speed [km/h]	52.4	65.7	66.0	65.1	64.2	60.9
Top Speed [km/h]	66.0	66.5	67.1	66.1	65.2	63.7
Avg. Dist. to Rail [m]	5.2	1.2	2.2	3.5	6.1	10.9
Avg. Stride Freq. [Hz]	2.3	2.5	2.5	2.4	2.5	2.4
Avg. Stride Length [m]	6.3	7.3	7.5	7.5	7.3	6.9



- [ ] Ranking at each section and finish
- .-.- No data available at this section
- NA No data available



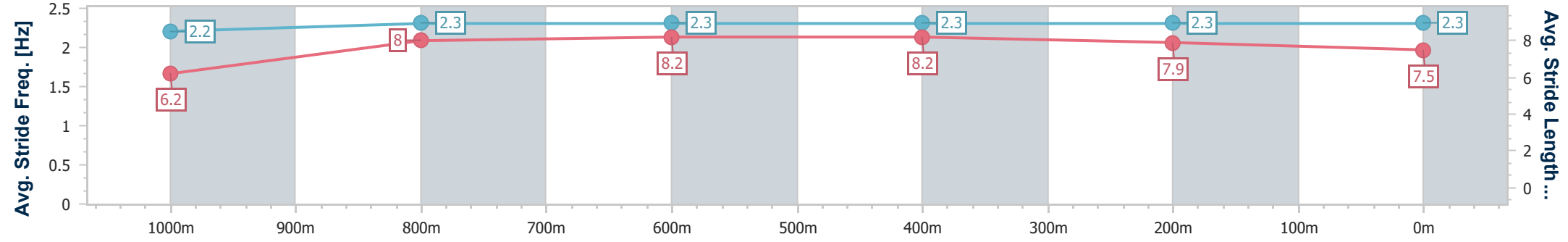
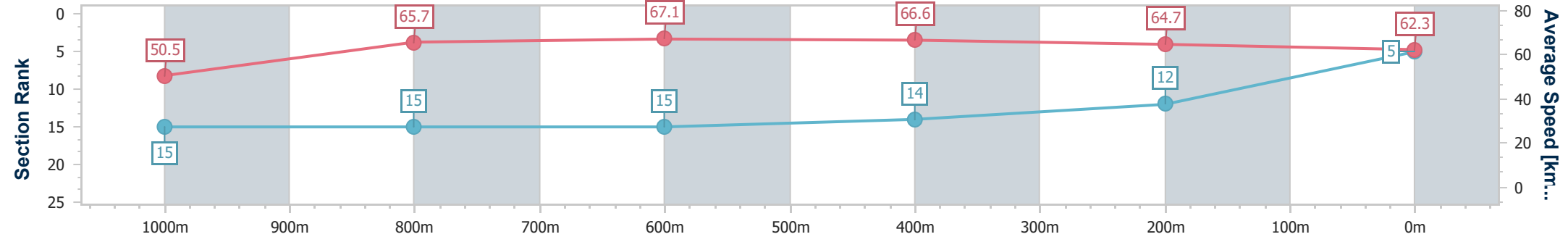
Horse/Jockey Name	Premium Star
Final Rank	5
Fastest Section Time (Section)	0:10.91 (800m)
Top Speed [km/h] (Section)	68.2 (800m)
Race State	Finished



**Townsville QLD Professional**  
**Race 6: LIVING TURF Class 1 Handicap - 1200m**  
 12 August 2023 - 14:20  
 Track Rating: Good 4, Weather: Fine, Rail Position: True Entire Course



Section	Overall	1000m	800m	600m	400m	200m
Section Times	1:10.24 [5] (0:14.35)	0:55.89 [15] (0:11.07)	0:44.82 [15] (0:10.91)	0:33.91 [15] (0:11.06)	0:22.85 [14] (0:11.31)	0:11.54 [12] (0:11.54)
Average Speed [km/h]	50.5	65.7	67.1	66.6	64.7	62.3
Top Speed [km/h]	64.0	68.2	68.2	67.3	65.6	64.9
Avg. Dist. to Rail [m]	11.6	2.1	3.2	4.8	8.3	11.7
Avg. Stride Freq. [Hz]	2.2	2.3	2.3	2.3	2.3	2.3
Avg. Stride Length [m]	6.2	8.0	8.2	8.2	7.9	7.5



- [ ] Ranking at each section and finish
- .-.- No data available at this section
- NA No data available



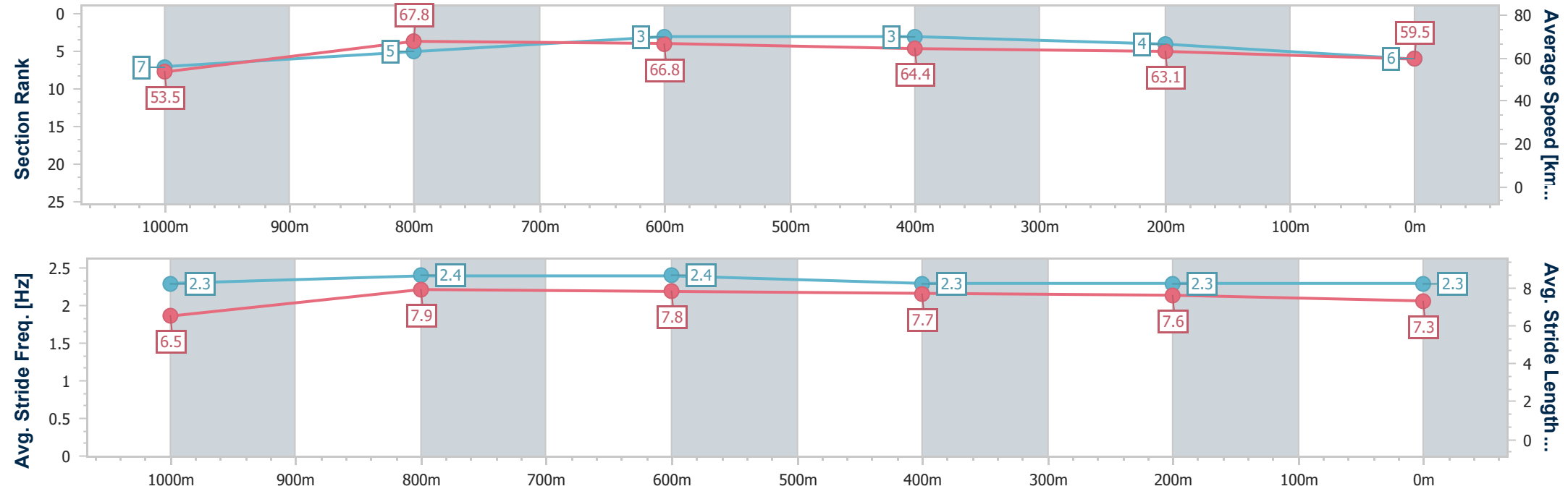
Horse/Jockey Name	Barmera
Final Rank	6
Fastest Section Time (Section)	0:10.77 (1000m)
Top Speed [km/h] (Section)	69.3 (1000m)
Race State	Finished



Townsville QLD Professional  
 Race 6: LIVING TURF Class 1 Handicap - 1200m  
 12 August 2023 - 14:20  
 Track Rating: Good 4, Weather: Fine, Rail Position: True Entire Course



Section	Overall	1000m	800m	600m	400m	200m
Section Times	1:10.28 [6] (0:13.56)	0:56.72 [7] (0:10.77)	0:45.95 [5] (0:10.95)	0:35.00 [3] (0:11.38)	0:23.62 [3] (0:11.52)	0:12.10 [4] (0:12.10)
Average Speed [km/h]	53.5	67.8	66.8	64.4	63.1	59.5
Top Speed [km/h]	68.7	69.3	67.9	66.2	63.9	61.4
Avg. Dist. to Rail [m]	11.9	3.2	3.0	3.9	5.3	8.7
Avg. Stride Freq. [Hz]	2.3	2.4	2.4	2.3	2.3	2.3
Avg. Stride Length [m]	6.5	7.9	7.8	7.7	7.6	7.3



- [ ] Ranking at each section and finish
- .-.- No data available at this section
- NA No data available





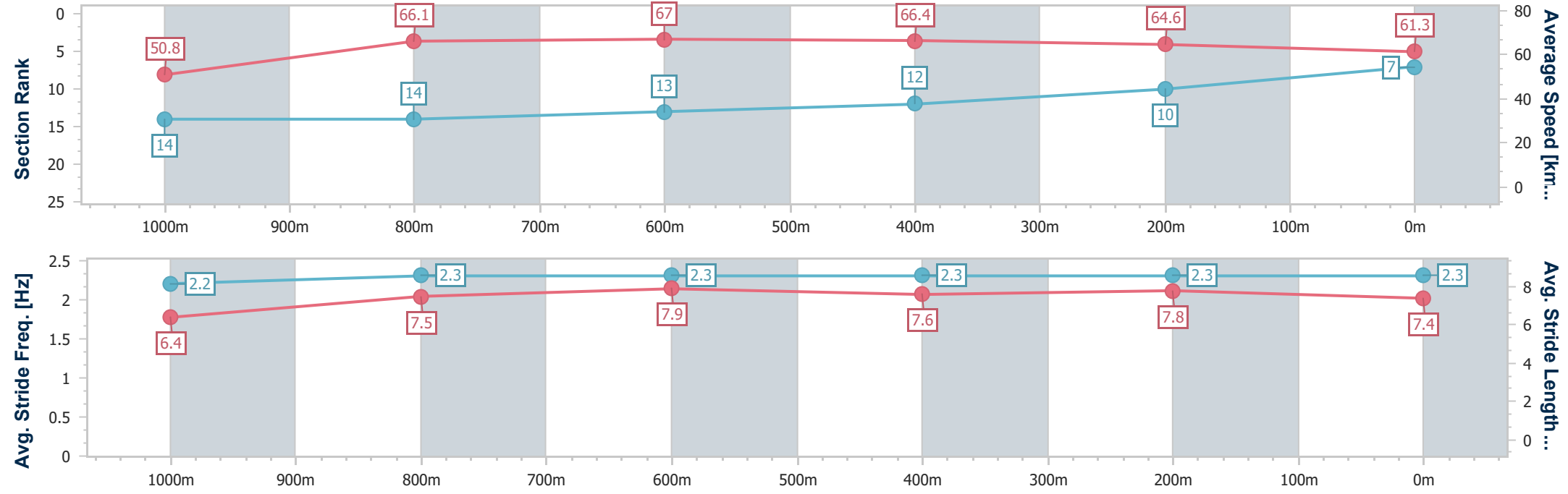
Horse/Jockey Name	Mista Omega
Final Rank	7
Fastest Section Time (Section)	0:10.92 (800m)
Top Speed [km/h] (Section)	68.2 (800m)
Race State	Finished



Townsville QLD Professional  
 Race 6: LIVING TURF Class 1 Handicap - 1200m  
 12 August 2023 - 14:20  
 Track Rating: Good 4, Weather: Fine, Rail Position: True Entire Course



Section	Overall	1000m	800m	600m	400m	200m
Section Times	1:10.30 [7] (0:14.21)	0:56.09 [14] (0:10.98)	0:45.11 [14] (0:10.92)	0:34.19 [13] (0:11.15)	0:23.04 [12] (0:11.30)	0:11.74 [10] (0:11.74)
Average Speed [km/h]	50.8	66.1	67.0	66.4	64.6	61.3
Top Speed [km/h]	65.0	68.1	68.2	67.2	65.6	63.5
Avg. Dist. to Rail [m]	8.8	1.8	3.1	5.6	8.3	12.2
Avg. Stride Freq. [Hz]	2.2	2.3	2.3	2.3	2.3	2.3
Avg. Stride Length [m]	6.4	7.5	7.9	7.6	7.8	7.4



- [ ] Ranking at each section and finish
- .-.- No data available at this section
- NA No data available



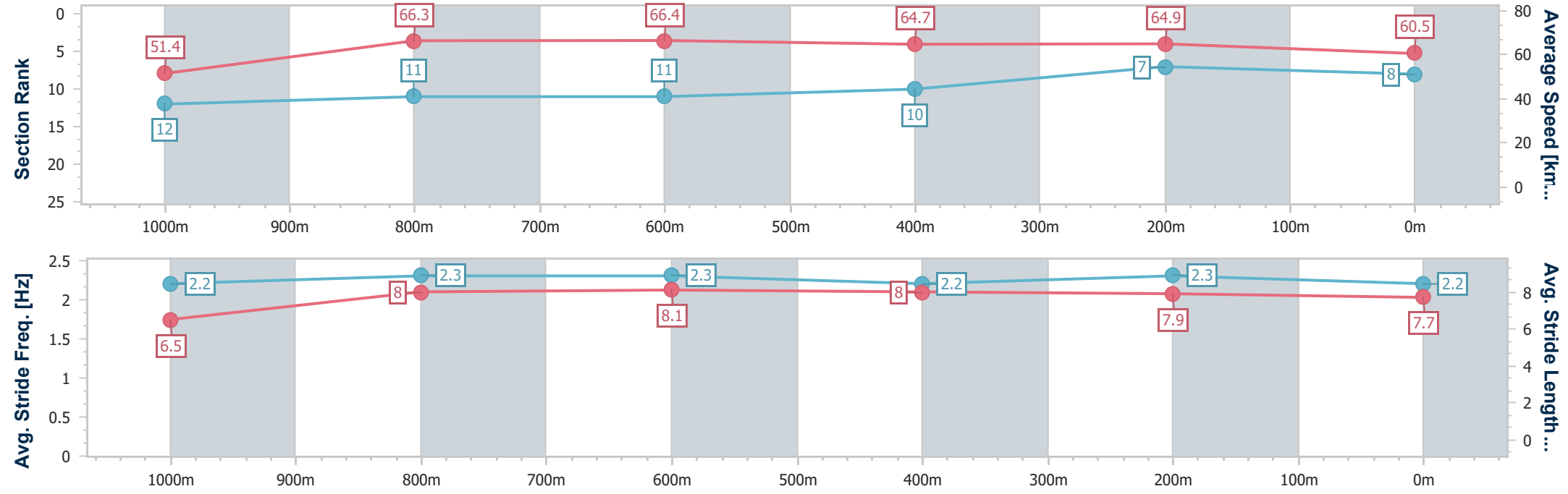
Horse/Jockey Name	Lady Damus
Final Rank	8
Fastest Section Time (Section)	0:10.92 (1000m)
Top Speed [km/h] (Section)	67.4 (1000m)
Race State	Finished



Townsville QLD Professional  
 Race 6: LIVING TURF Class 1 Handicap - 1200m  
 12 August 2023 - 14:20  
 Track Rating: Good 4, Weather: Fine, Rail Position: True Entire Course



Section	Overall	1000m	800m	600m	400m	200m
Section Times	1:10.30 [8] (0:14.04)	0:56.26 [12] (0:10.92)	0:45.34 [11] (0:10.97)	0:34.37 [11] (0:11.28)	0:23.09 [10] (0:11.18)	0:11.91 [7] (0:11.91)
Average Speed [km/h]	51.4	66.3	66.4	64.7	64.9	60.5
Top Speed [km/h]	66.1	67.4	67.1	66.0	66.3	64.3
Avg. Dist. to Rail [m]	6.7	1.0	2.4	3.0	4.9	7.5
Avg. Stride Freq. [Hz]	2.2	2.3	2.3	2.2	2.3	2.2
Avg. Stride Length [m]	6.5	8.0	8.1	8.0	7.9	7.7



- [ ] Ranking at each section and finish
- .-.- No data available at this section
- NA No data available



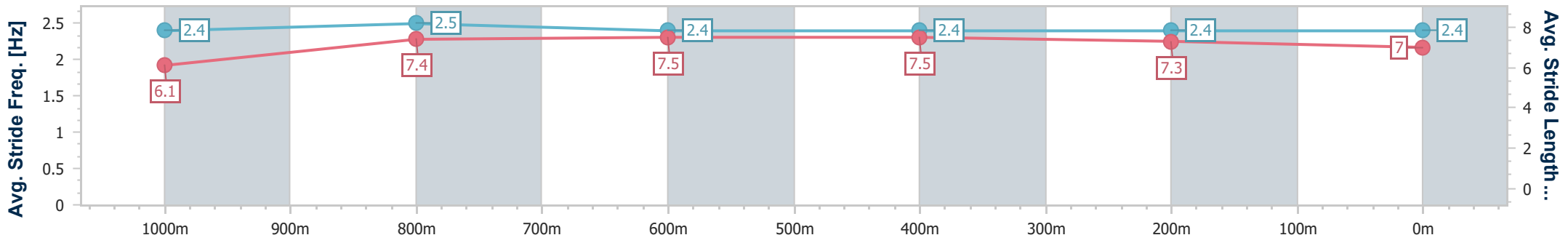
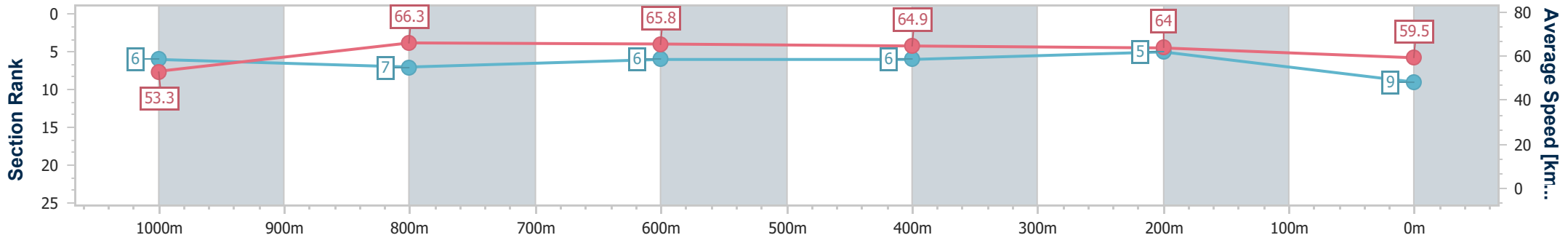
Horse/Jockey Name	Make It Happen
Final Rank	9
Fastest Section Time (Section)	0:10.93 (1000m)
Top Speed [km/h] (Section)	69.1 (Overall)
Race State	Finished



**Townsville QLD Professional**  
**Race 6: LIVING TURF Class 1 Handicap - 1200m**  
 12 August 2023 - 14:20  
 Track Rating: Good 4, Weather: Fine, Rail Position: True Entire Course



Section	Overall	1000m	800m	600m	400m	200m
Section Times	1:10.32 [9] (0:13.55)	0:56.77 [6] (0:10.93)	0:45.84 [7] (0:11.06)	0:34.78 [6] (0:11.31)	0:23.47 [6] (0:11.37)	0:12.10 [5] (0:12.10)
Average Speed [km/h]	53.3	66.3	65.8	64.9	64.0	59.5
Top Speed [km/h]	69.1	67.4	67.0	66.0	65.3	63.5
Avg. Dist. to Rail [m]	6.5	1.3	2.2	4.2	6.4	9.9
Avg. Stride Freq. [Hz]	2.4	2.5	2.4	2.4	2.4	2.4
Avg. Stride Length [m]	6.1	7.4	7.5	7.5	7.3	7.0



- [ ] Ranking at each section and finish
- .-.- No data available at this section
- NA No data available



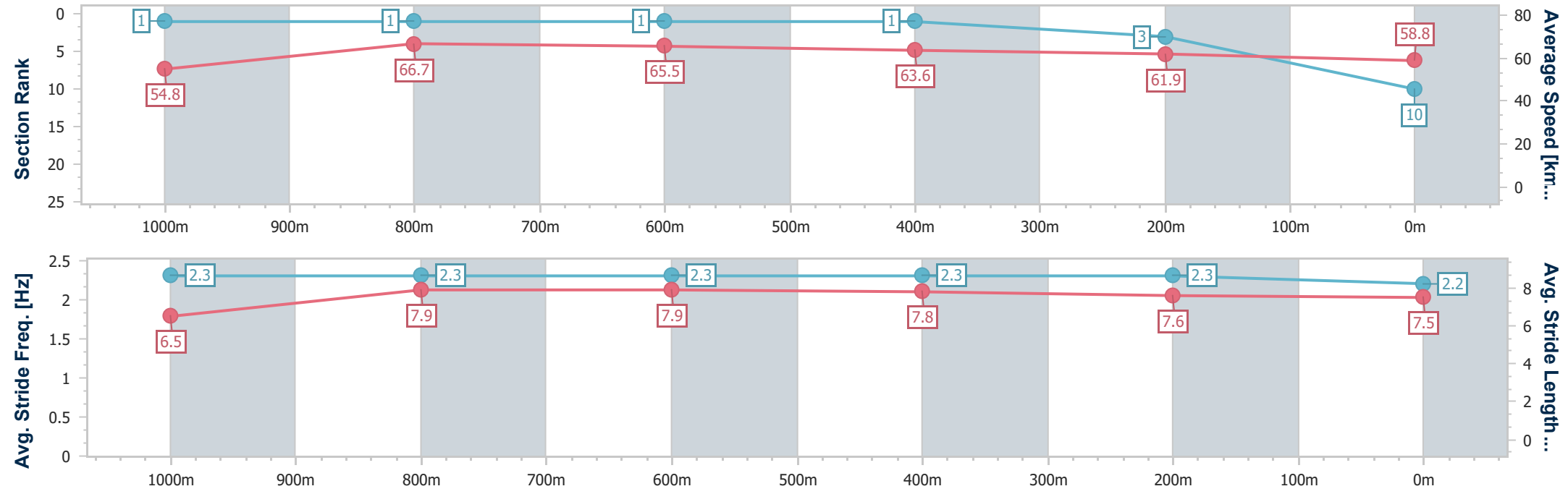
Horse/Jockey Name	Mr Kobo
Final Rank	10
Fastest Section Time (Section)	0:10.86 (1000m)
Top Speed [km/h] (Section)	70.0 (Overall)
Race State	Finished



Townsville QLD Professional  
 Race 6: LIVING TURF Class 1 Handicap - 1200m  
 12 August 2023 - 14:20  
 Track Rating: Good 4, Weather: Fine, Rail Position: True Entire Course



Section	Overall	1000m	800m	600m	400m	200m
Section Times	1:10.33 [10] (0:13.13)	0:57.20 [1] (0:10.86)	0:46.34 [1] (0:11.04)	0:35.30 [1] (0:11.37)	0:23.93 [1] (0:11.66)	0:12.27 [3] (0:12.27)
Average Speed [km/h]	54.8	66.7	65.5	63.6	61.9	58.8
Top Speed [km/h]	70.0	69.6	67.0	64.5	63.2	61.8
Avg. Dist. to Rail [m]	3.4	1.0	0.8	1.1	1.6	2.8
Avg. Stride Freq. [Hz]	2.3	2.3	2.3	2.3	2.3	2.2
Avg. Stride Length [m]	6.5	7.9	7.9	7.8	7.6	7.5



- [ ] Ranking at each section and finish
- .-.- No data available at this section
- NA No data available



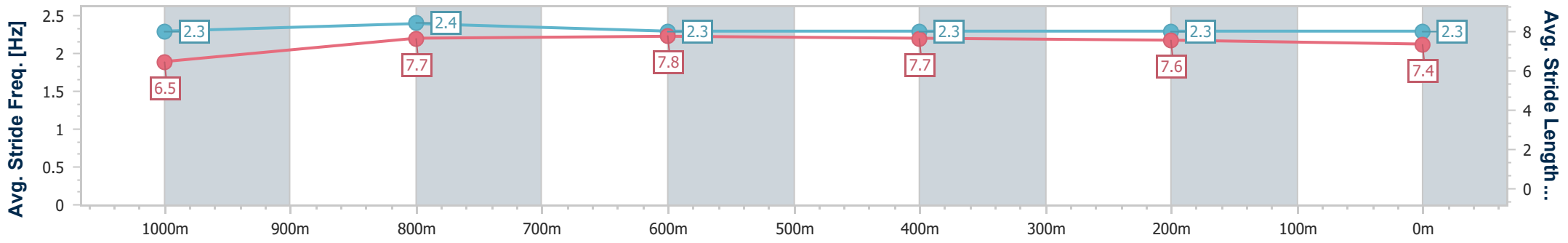
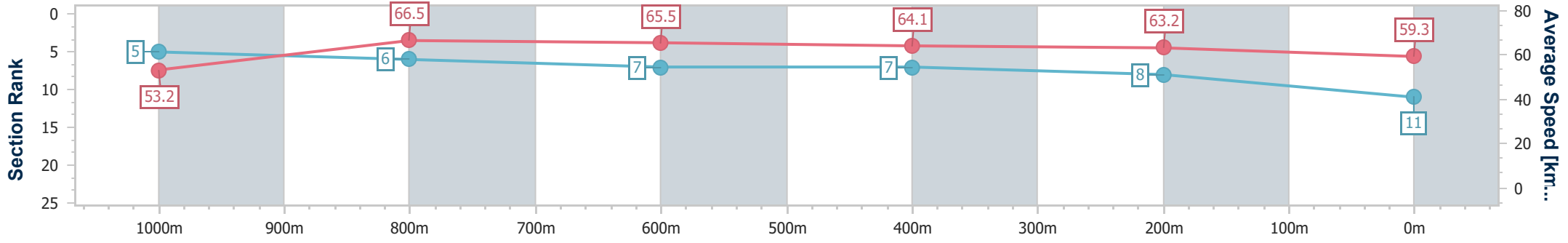
Horse/Jockey Name	Corretto
Final Rank	11
Fastest Section Time (Section)	0:10.88 (1000m)
Top Speed [km/h] (Section)	67.9 (1000m)
Race State	Finished



Townsville QLD Professional  
 Race 6: LIVING TURF Class 1 Handicap - 1200m  
 12 August 2023 - 14:20  
 Track Rating: Good 4, Weather: Fine, Rail Position: True Entire Course



Section	Overall	1000m	800m	600m	400m	200m
Section Times	1:10.55 [11] (0:13.54)	0:57.01 [5] (0:10.88)	0:46.13 [6] (0:11.13)	0:35.00 [7] (0:11.41)	0:23.59 [7] (0:11.44)	0:12.15 [8] (0:12.15)
Average Speed [km/h]	53.2	66.5	65.5	64.1	63.2	59.3
Top Speed [km/h]	67.6	67.9	66.4	65.4	64.7	62.5
Avg. Dist. to Rail [m]	4.0	1.1	2.4	3.1	2.6	4.0
Avg. Stride Freq. [Hz]	2.3	2.4	2.3	2.3	2.3	2.3
Avg. Stride Length [m]	6.5	7.7	7.8	7.7	7.6	7.4



- [ ] Ranking at each section and finish
- .-.- No data available at this section
- NA No data available



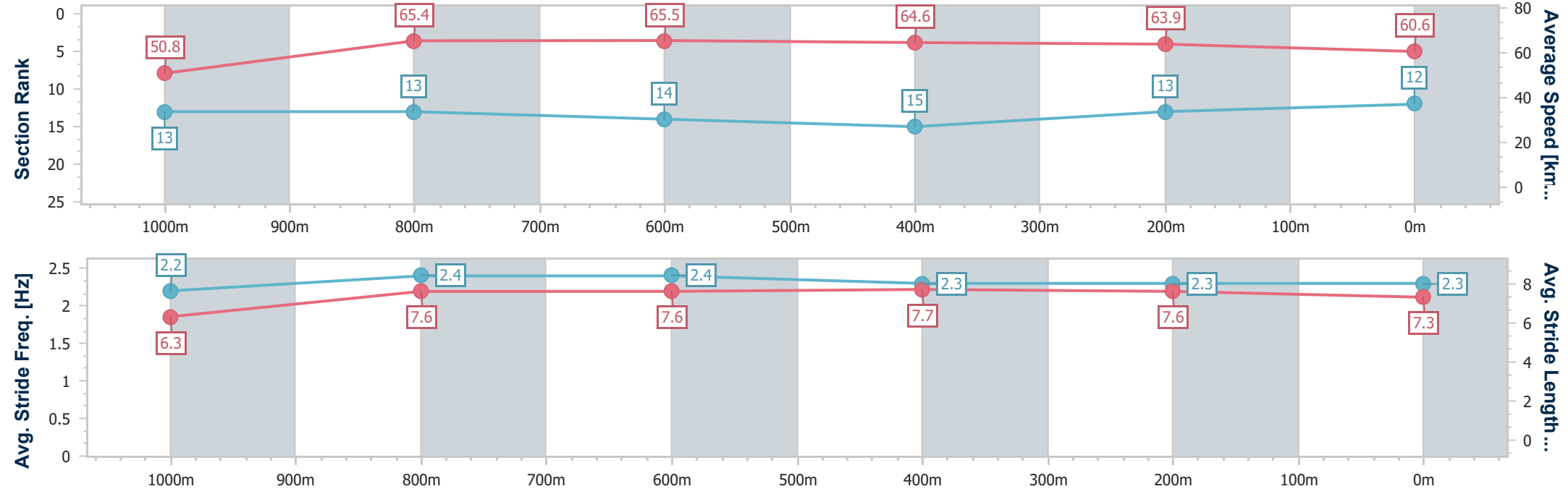
Horse/Jockey Name	Bright Tiara
Final Rank	12
Fastest Section Time (Section)	0:10.96 (1000m)
Top Speed [km/h] (Section)	66.9 (1000m)
Race State	Finished



Townsville QLD Professional  
 Race 6: LIVING TURF Class 1 Handicap - 1200m  
 12 August 2023 - 14:20  
 Track Rating: Good 4, Weather: Fine, Rail Position: True Entire Course



Section	Overall	1000m	800m	600m	400m	200m
Section Times	1:10.61 [12] (0:14.15)	0:56.46 [13] (0:10.96)	0:45.50 [13] (0:11.02)	0:34.48 [14] (0:11.28)	0:23.20 [15] (0:11.32)	0:11.88 [13] (0:11.88)
Average Speed [km/h]	50.8	65.4	65.5	64.6	63.9	60.6
Top Speed [km/h]	64.3	66.9	66.7	64.9	65.2	64.5
Avg. Dist. to Rail [m]	3.0	0.9	0.9	2.1	3.9	6.8
Avg. Stride Freq. [Hz]	2.2	2.4	2.4	2.3	2.3	2.3
Avg. Stride Length [m]	6.3	7.6	7.6	7.7	7.6	7.3



- [ ] Ranking at each section and finish
- .-.- No data available at this section
- NA No data available



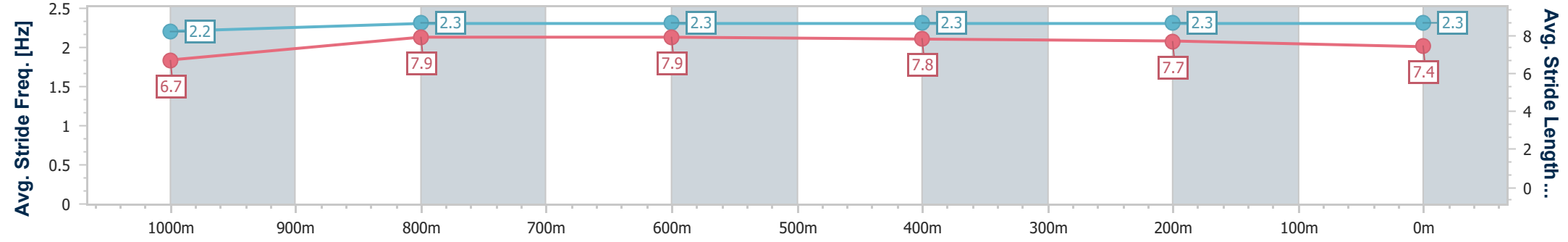
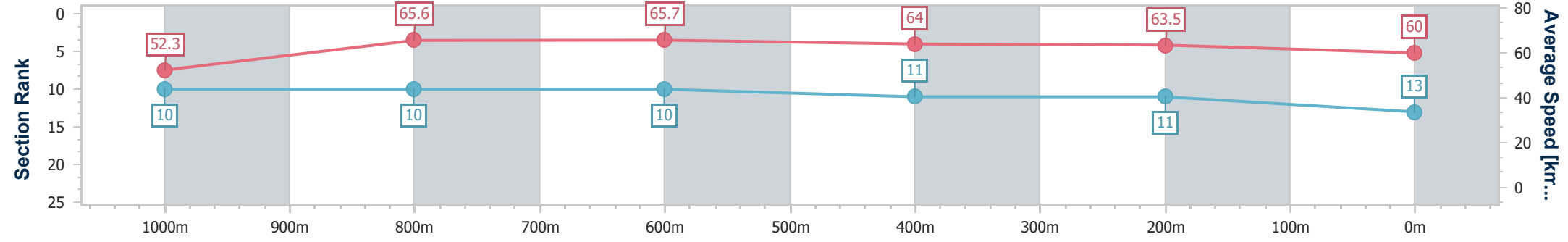
Horse/Jockey Name	How Do You Sleep
Final Rank	13
Fastest Section Time (Section)	0:11.02 (1000m)
Top Speed [km/h] (Section)	67.2 (Overall)
Race State	Finished



Townsville QLD Professional  
 Race 6: LIVING TURF Class 1 Handicap - 1200m  
 12 August 2023 - 14:20  
 Track Rating: Good 4, Weather: Fine, Rail Position: True Entire Course



Section	Overall	1000m	800m	600m	400m	200m
Section Times	1:10.62 [13] (0:13.79)	0:56.83 [10] (0:11.02)	0:45.81 [10] (0:11.03)	0:34.78 [10] (0:11.38)	0:23.40 [11] (0:11.40)	0:12.00 [11] (0:12.00)
Average Speed [km/h]	52.3	65.6	65.7	64.0	63.5	60.0
Top Speed [km/h]	67.2	66.4	66.6	65.4	64.1	62.9
Avg. Dist. to Rail [m]	4.6	0.7	1.5	2.4	3.2	3.5
Avg. Stride Freq. [Hz]	2.2	2.3	2.3	2.3	2.3	2.3
Avg. Stride Length [m]	6.7	7.9	7.9	7.8	7.7	7.4



- [ ] Ranking at each section and finish
- .-.- No data available at this section
- NA No data available



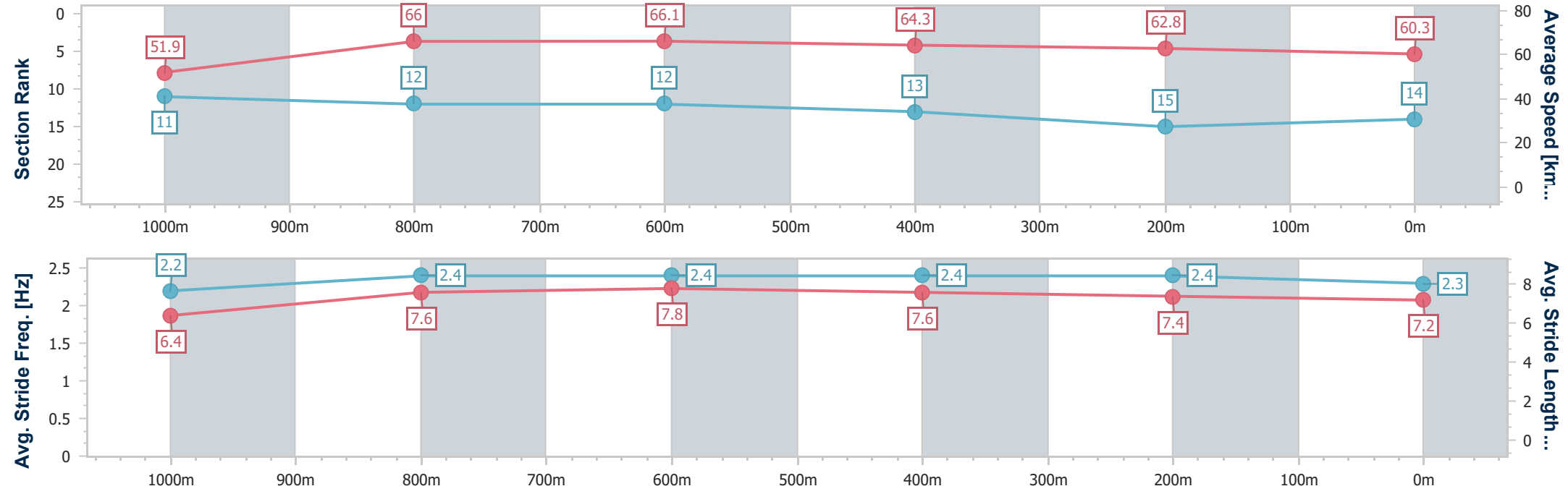
Horse/Jockey Name	Betcha Baby
Final Rank	14
Fastest Section Time (Section)	0:11.01 (1000m)
Top Speed [km/h] (Section)	68.0 (1000m)
Race State	Finished



Townsville QLD Professional  
 Race 6: LIVING TURF Class 1 Handicap - 1200m  
 12 August 2023 - 14:20  
 Track Rating: Good 4, Weather: Fine, Rail Position: True Entire Course



Section	Overall	1000m	800m	600m	400m	200m
Section Times	1:10.85 [14] (0:13.95)	0:56.90 [11] (0:11.01)	0:45.89 [12] (0:11.02)	0:34.87 [12] (0:11.37)	0:23.50 [13] (0:11.53)	0:11.97 [15] (0:11.97)
Average Speed [km/h]	51.9	66.0	66.1	64.3	62.8	60.3
Top Speed [km/h]	65.5	68.0	67.4	65.6	63.6	62.6
Avg. Dist. to Rail [m]	10.6	1.9	2.2	3.1	4.9	9.1
Avg. Stride Freq. [Hz]	2.2	2.4	2.4	2.4	2.4	2.3
Avg. Stride Length [m]	6.4	7.6	7.8	7.6	7.4	7.2



- [ ] Ranking at each section and finish
- .-.-.- No data available at this section
- NA No data available





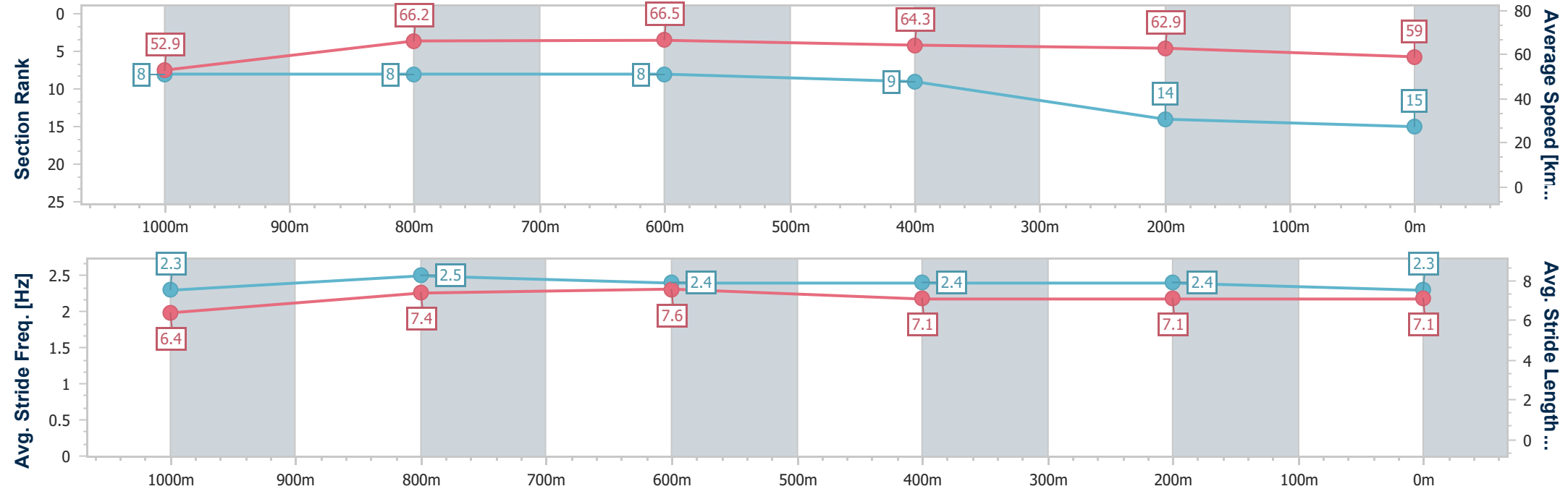
Horse/Jockey Name	Donenothing
Final Rank	15
Fastest Section Time (Section)	0:11.01 (1000m)
Top Speed [km/h] (Section)	67.8 (800m)
Race State	Finished



Townsville QLD Professional  
 Race 6: LIVING TURF Class 1 Handicap - 1200m  
 12 August 2023 - 14:20  
 Track Rating: Good 4, Weather: Fine, Rail Position: True Entire Course



Section	Overall	1000m	800m	600m	400m	200m
Section Times	1:10.94 [15] (0:13.66)	0:57.28 [8] (0:11.01)	0:46.27 [8] (0:11.01)	0:35.26 [8] (0:11.45)	0:23.81 [9] (0:11.61)	0:12.20 [14] (0:12.20)
Average Speed [km/h]	52.9	66.2	66.5	64.3	62.9	59.0
Top Speed [km/h]	66.3	67.4	67.8	65.7	63.7	61.8
Avg. Dist. to Rail [m]	9.0	2.7	3.3	4.8	7.4	10.4
Avg. Stride Freq. [Hz]	2.3	2.5	2.4	2.4	2.4	2.3
Avg. Stride Length [m]	6.4	7.4	7.6	7.1	7.1	7.1



- [ ] Ranking at each section and finish
- .-.- No data available at this section
- NA No data available



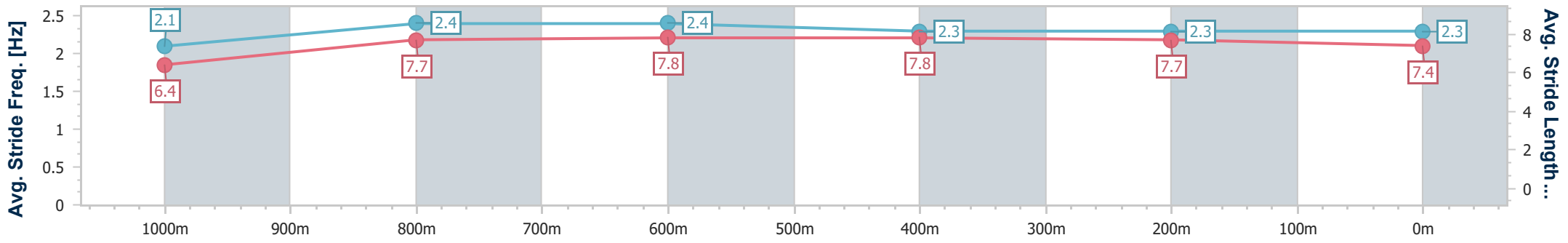
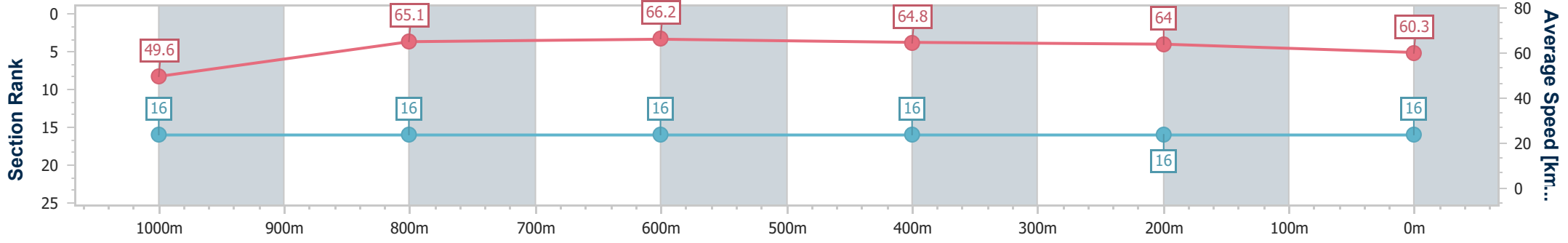
Horse/Jockey Name	Nothin' But Looks
Final Rank	16
Fastest Section Time (Section)	0:10.89 (800m)
Top Speed [km/h] (Section)	67.0 (800m)
Race State	Finished



Townsville QLD Professional  
 Race 6: LIVING TURF Class 1 Handicap - 1200m  
 12 August 2023 - 14:20  
 Track Rating: Good 4, Weather: Fine, Rail Position: True Entire Course



Section	Overall	1000m	800m	600m	400m	200m
Section Times	1:11.01 [16] (0:14.59)	0:56.42 [16] (0:11.01)	0:45.41 [16] (0:10.89)	0:34.52 [16] (0:11.23)	0:23.29 [16] (0:11.34)	0:11.95 [16] (0:11.95)
Average Speed [km/h]	49.6	65.1	66.2	64.8	64.0	60.3
Top Speed [km/h]	63.9	66.9	67.0	65.7	64.9	62.6
Avg. Dist. to Rail [m]	8.9	0.7	0.7	2.3	4.9	4.6
Avg. Stride Freq. [Hz]	2.1	2.4	2.4	2.3	2.3	2.3
Avg. Stride Length [m]	6.4	7.7	7.8	7.8	7.7	7.4



- [ ] Ranking at each section and finish
- .-.- No data available at this section
- NA No data available