



# Townsville QLD Professional

## Race 5: HJ CONSTRUCTIONS UP & COMING STAYERS BENCHMARK 65

### Handicap - 2000m

12 August 2023 - 13:44



Track Rating: Good 4, Weather: Fine, Rail Position: True Entire Course

Section		Overall	1800m	1600m	1400m	1200m	1000m	800m	Last 600m				
Field Times		2:02.32 (0:13.29)	1:49.03 (0:11.41)	1:37.62 (0:12.06)	1:25.56 (0:12.40)	1:13.16 (0:12.61)	1:00.55 (0:12.22)	0:48.33 (0:12.07)	0:36.26				
Rank	TAB Horse/Jockey	Barrier	Top Speed [km/h]	Fastest Section									Distance Travelled [m]
1	9 MONASTERY Jackson Murphy	3	65.3 1800m	0:11.62 1800m	2:02.32 [1] (0:13.29)	1:49.03 [1] (0:11.62)	1:37.41 [3] (0:12.31)	1:25.10 [3] (0:12.49)	1:12.61 [3] (0:12.31)	1:00.30 [4] (0:12.26)	0:48.04 [4] (0:11.98)	0:36.06	
2	6 MOTAMAYIZ Tiffani Brooker	8	65.8 1800m	0:11.53 1800m	2:02.39 [2] (0:13.51)	1:48.88 [5] (0:11.53)	1:37.35 [4] (0:12.40)	1:24.95 [5] (0:12.46)	1:12.49 [6] (0:12.39)	1:00.10 [6] (0:12.31)	0:47.79 [6] (0:11.89)	0:35.90	+6
3	10 PHOENIX FLYER Chris Whiteley	13	64.5 600m	0:11.64 800m	2:02.43 [3] (0:13.81)	1:48.62 [12] (0:12.04)	1:36.58 [15] (0:12.47)	1:24.11 [14] (0:12.37)	1:11.74 [14] (0:12.22)	0:59.52 [11] (0:12.18)	0:47.34 [11] (0:11.64)	0:35.70	+10
4	4 DON ARCANGELO Nathan Day	5	64.5 1800m	0:11.62 1800m	2:02.44 [4] (0:13.48)	1:48.96 [4] (0:11.62)	1:37.34 [6] (0:12.55)	1:24.79 [6] (0:12.48)	1:12.31 [9] (0:12.41)	0:59.90 [9] (0:12.35)	0:47.55 [8] (0:11.70)	0:35.85	+1
5	1 THE DRILLER Jade Doolan	7	63.6 800m	0:11.73 800m	2:02.45 [5] (0:13.63)	1:48.82 [10] (0:11.90)	1:36.92 [11] (0:12.52)	1:24.40 [12] (0:12.31)	1:12.09 [11] (0:12.14)	0:59.95 [8] (0:12.40)	0:47.55 [9] (0:11.73)	0:35.82	+11
6	3 READY BY DESIGN Ryan Wiggins	4	64.8 1800m	0:11.67 1800m	2:02.47 [6] (0:13.56)	1:48.91 [7] (0:11.67)	1:37.24 [8] (0:12.46)	1:24.78 [7] (0:12.30)	1:12.48 [7] (0:12.62)	0:59.86 [10] (0:12.34)	0:47.52 [10] (0:11.68)	0:35.84	-4
7	7 RECONDITE Lacey Morrison	2	64.7 1800m	0:11.53 1800m	2:02.57 [7] (0:13.52)	1:49.05 [6] (0:11.53)	1:37.52 [5] (0:12.27)	1:25.25 [4] (0:12.42)	1:12.83 [4] (0:12.59)	1:00.24 [7] (0:12.24)	0:48.00 [5] (0:11.86)	0:36.14	-6
8	11 VANA STAR Harry Grace	11	65.2 1800m	0:11.64 1800m	2:02.91 [8] (0:13.58)	1:49.33 [8] (0:11.64)	1:37.69 [7] (0:12.50)	1:25.19 [8] (0:12.05)	1:13.14 [5] (0:12.02)	1:01.12 [2] (0:12.33)	0:48.79 [2] (0:12.04)	0:36.75	+3
9	14 REBEL LAKE Adam Sewell	14	64.8 1800m	0:11.78 1800m	2:03.20 [9] (0:13.68)	1:49.52 [11] (0:11.78)	1:37.74 [10] (0:12.41)	1:25.33 [9] (0:12.20)	1:13.13 [8] (0:12.13)	1:01.00 [5] (0:12.42)	0:48.58 [7] (0:11.99)	0:36.59	+12
10	2 WISE DRAGON Graham Kliese	1	65.3 1800m	0:11.43 1800m	2:03.31 [10] (0:13.31)	1:50.00 [2] (0:11.43)	1:38.57 [2] (0:12.07)	1:26.50 [2] (0:12.60)	1:13.90 [2] (0:12.61)	1:01.29 [3] (0:12.25)	0:49.04 [3] (0:12.02)	0:37.02	-10

[ ] Ranking at each section and finish  
 -:-:- No data available at this section  
 NA No data available

SCN Saddle cloth number  
 DNF Did not finish  
 DNT Did not track



**Townsville QLD Professional**  
**Race 5: HJ CONSTRUCTIONS UP & COMING STAYERS BENCHMARK 65**  
**Handicap - 2000m**  
**12 August 2023 - 13:44**



Track Rating: Good 4, Weather: Fine, Rail Position: True Entire Course

Section		Overall	1800m	1600m	1400m	1200m	1000m	800m	Last 600m				
Field Times		2:02.32 (0:13.29)	1:49.03 (0:11.41)	1:37.62 (0:12.06)	1:25.56 (0:12.40)	1:13.16 (0:12.61)	1:00.55 (0:12.22)	0:48.33 (0:12.07)	0:36.26				
Rank	TAB Horse/Jockey	Barrier	Top Speed [km/h]	Fastest Section	Distance Travelled [m]								
11	5 NEMINGAH Nathan Thomas	15	64.2 800m	0:11.69 800m	2:03.54 [11] (0:13.99)	1:49.55 [15] (0:11.81)	1:37.74 [14] (0:12.52)	1:25.22 [15] (0:12.57)	1:12.65 [15] (0:12.30)	1:00.35 [14] (0:12.12)	0:48.23 [14] (0:11.69)	0:36.54	+9
12	12 SARNIA Isabella Teh	12	64.8 1800m	0:11.53 800m	2:03.65 [12] (0:13.95)	1:49.70 [14] (0:11.64)	1:38.06 [13] (0:12.54)	1:25.52 [13] (0:12.51)	1:13.01 [13] (0:12.59)	1:00.42 [15] (0:12.29)	0:48.13 [15] (0:11.53)	0:36.60	+2
13	15 CONFINED THOUGHTS Rachel Shred	6	64.6 1800m	0:11.57 800m	2:03.71 [13] (0:13.60)	1:50.11 [9] (0:11.80)	1:38.31 [9] (0:12.56)	1:25.75 [10] (0:12.56)	1:13.19 [12] (0:12.52)	1:00.67 [13] (0:12.22)	0:48.45 [12] (0:11.57)	0:36.88	-2
14	8 SACRED LEGACY Les Tilley	10	64.7 1800m	0:11.58 1800m	2:03.75 [14] (0:13.95)	1:49.80 [13] (0:11.58)	1:38.22 [12] (0:12.43)	1:25.79 [11] (0:12.37)	1:13.42 [10] (0:12.61)	1:00.81 [12] (0:12.35)	0:48.46 [13] (0:11.60)	0:36.86	-5
15	13 LIPEANSASS Scott Sheargold	9	70.0 1800m	0:11.31 1800m	2:05.43 [15] (0:13.39)	1:52.04 [3] (0:11.31)	1:40.73 [1] (0:12.06)	1:28.67 [1] (0:12.40)	1:16.27 [1] (0:12.61)	1:03.66 [1] (0:12.22)	0:51.44 [1] (0:12.07)	0:39.37	-6

[ ] Ranking at each section and finish  
 -:-:-:- No data available at this section  
 NA No data available

SCN Saddle cloth number  
 DNF Did not finish  
 DNT Did not track



**Townsville QLD Professional**  
**Race 5: HJ CONSTRUCTIONS UP & COMING STAYERS BENCHMARK 65**  
**Handicap - 2000m**  
**12 August 2023 - 13:44**



Track Rating: Good 4, Weather: Fine, Rail Position: True Entire Course

Section				600m	400m	200m			Last 600m		
Field Times				0:36.26 (0:12.21)	0:24.05 (0:11.97)	0:12.08 (0:12.08)			0:36.26		
Rank	TAB	Horse/Jockey	Barrier	Top Speed [km/h]	Fastest Section	Margin			Distance Travelled [m]		
1	9	<b>MONASTERY</b> Jackson Murphy	3	65.3 1800m	0:11.62 1800m	0:36.06 [3] (0:12.12)	0:23.94 [3] (0:11.86)	0:12.08 [1] (0:12.08)	2:02.32	0:36.06	
2	6	<b>MOTAMAYIZ</b> Tiffani Brooker	8	65.8 1800m	0:11.53 1800m	0:35.90 [6] (0:12.01)	0:23.89 [5] (0:11.78)	0:12.11 [4] (0:12.11)	0.3L	0:35.90	+6
3	10	<b>PHOENIX FLYER</b> Chris Whiteley	13	64.5 600m	0:11.64 800m	0:35.70 [11] (0:11.80)	0:23.90 [6] (0:11.73)	0:12.17 [3] (0:12.17)	0.5L	0:35.70	+10
4	4	<b>DON ARCANGELO</b> Nathan Day	5	64.5 1800m	0:11.62 1800m	0:35.85 [7] (0:11.99)	0:23.86 [8] (0:11.91)	0:11.95 [7] (0:11.95)	0.6L	0:35.85	+1
5	1	<b>THE DRILLER</b> Jade Doolan	7	63.6 800m	0:11.73 800m	0:35.82 [10] (0:11.92)	0:23.90 [7] (0:11.75)	0:12.15 [5] (0:12.15)	0.7L	0:35.82	+11
6	3	<b>READY BY DESIGN</b> Ryan Wiggins	4	64.8 1800m	0:11.67 1800m	0:35.84 [9] (0:12.09)	0:23.75 [10] (0:11.98)	0:11.77 [8] (0:11.77)	0.8L	0:35.84	-4
7	7	<b>RECONDITE</b> Lacey Morrison	2	64.7 1800m	0:11.53 1800m	0:36.14 [5] (0:12.06)	0:24.08 [4] (0:11.98)	0:12.10 [6] (0:12.10)	1.3L	0:36.14	-6
8	11	<b>VANA STAR</b> Harry Grace	11	65.2 1800m	0:11.64 1800m	0:36.75 [2] (0:12.11)	0:24.64 [1] (0:11.99)	0:12.65 [2] (0:12.65)	3.1L	0:36.75	+3
9	14	<b>REBEL LAKE</b> Adam Sewell	14	64.8 1800m	0:11.78 1800m	0:36.59 [8] (0:12.29)	0:24.30 [11] (0:12.13)	0:12.17 [10] (0:12.17)	4.6L	0:36.59	+12
10	2	<b>WISE DRAGON</b> Graham Kliese	1	65.3 1800m	0:11.43 1800m	0:37.02 [4] (0:12.34)	0:24.68 [9] (0:12.19)	0:12.49 [9] (0:12.49)	5.1L	0:37.02	-10

[ ] Ranking at each section and finish  
 -:-:- No data available at this section  
 NA No data available

SCN Saddle cloth number  
 DNF Did not finish  
 DNT Did not track



**Townsville QLD Professional**  
**Race 5: HJ CONSTRUCTIONS UP & COMING STAYERS BENCHMARK 65**  
**Handicap - 2000m**  
**12 August 2023 - 13:44**



Track Rating: Good 4, Weather: Fine, Rail Position: True Entire Course

Section					600m	400m	200m				Last 600m
Field Times					0:36.26 (0:12.21)	0:24.05 (0:11.97)	0:12.08 (0:12.08)				0:36.26
Rank	TAB	Horse/Jockey	Barrier	Top Speed [km/h]	Fastest Section	Margin			Distance Travelled [m]		
11	5	<b>NEMINGAH</b> Nathan Thomas	15	64.2 800m	0:11.69 800m	0:36.54 [14] (0:12.05)	0:24.49 [14] (0:12.04)	0:12.45 [12] (0:12.45)	6.4L		0:36.54 +9
12	12	<b>SARNIA</b> Isabella Teh	12	64.8 1800m	0:11.53 800m	0:36.60 [15] (0:12.06)	0:24.54 [15] (0:12.12)	0:12.42 [15] (0:12.42)	6.9L		0:36.60 +2
13	15	<b>CONFINED THOUGHTS</b> Rachel Shred	6	64.6 1800m	0:11.57 800m	0:36.88 [12] (0:12.12)	0:24.76 [12] (0:12.28)	0:12.48 [14] (0:12.48)	7.2L		0:36.88 -2
14	8	<b>SACRED LEGACY</b> Les Tilley	10	64.7 1800m	0:11.58 1800m	0:36.86 [13] (0:12.06)	0:24.80 [12] (0:12.15)	0:12.65 [13] (0:12.65)	7.4L		0:36.86 -5
15	13	<b>LIPEANSASS</b> Scott Sheargold	9	70.0 1800m	0:11.31 1800m	0:39.37 [1] (0:12.31)	0:27.06 [2] (0:12.71)	0:14.35 [11] (0:14.35)	17.2L		0:39.37 -6

[ ] Ranking at each section and finish  
 -:-:-:- No data available at this section  
 NA No data available

SCN Saddle cloth number  
 DNF Did not finish  
 DNT Did not track



Horse/Jockey Name	Monastery
Final Rank	1
Fastest Section Time (Section)	0:11.62 (1800m)
Top Speed [km/h] (Section)	65.3 (1800m)
Race State	Finished



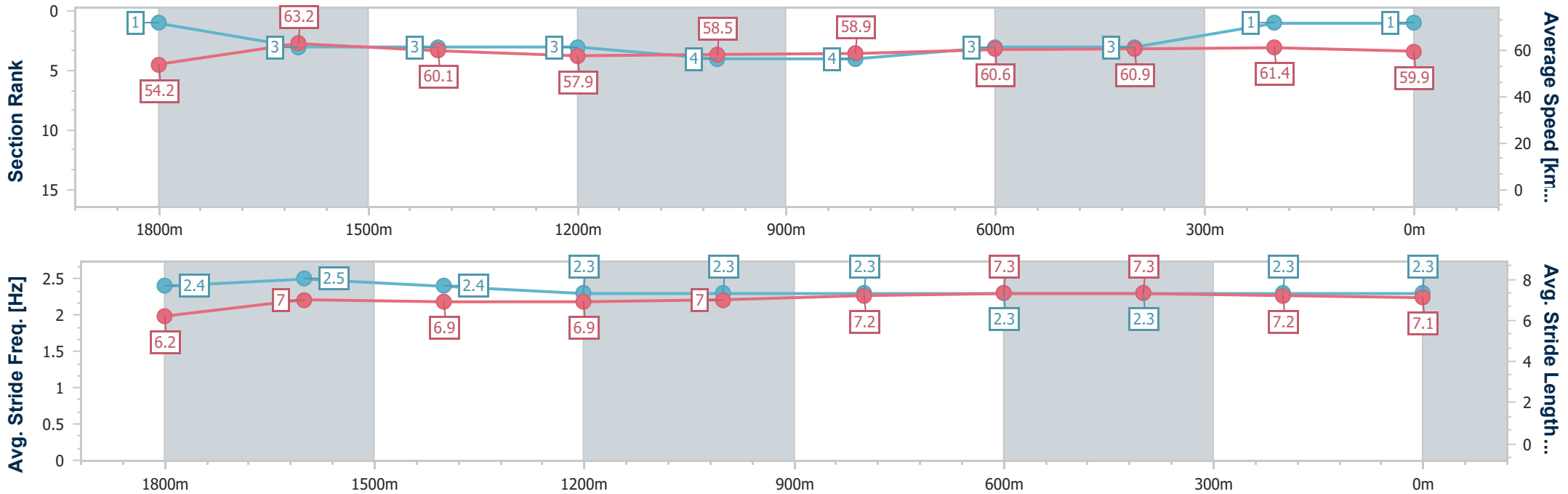
Townsville QLD Professional  
Race 5: HJ CONSTRUCTIONS UP & COMING STAYERS  
BENCHMARK 65 Handicap - 2000m



12 August 2023 - 13:44

Track Rating: Good 4, Weather: Fine, Rail Position: True Entire Course

Section	Overall	1800m	1600m	1400m	1200m	1000m	800m	600m	400m	200m			
Section Times	2:02.32 [1] (0:13.29)	1:49.03 [1] (0:11.62)	1:37.41 [3] (0:12.31)	1:25.10 [3] (0:12.49)	1:12.61 [3] (0:12.31)	1:00.30 [4] (0:12.26)	0:48.04 [4] (0:11.98)	0:36.06 [3] (0:12.12)	0:23.94 [3] (0:11.86)	0:12.08 [1] (0:12.08)			
Average Speed [km/h]	54.2	63.2	60.1	57.9	58.5	58.9	60.6	60.9	61.4	59.9			
Top Speed [km/h]	63.6	65.3	62.1	59.6	60.1	60.4	61.2	61.4	62.6	61.1			
Avg. Dist. to Rail [m]	6.7	5.1	3.7	1.2	1.0	0.3	1.9	5.1	6.7	9.1			
Avg. Stride Freq. [Hz]	2.4	2.5	2.4	2.3	2.3	2.3	2.3	2.3	2.3	2.3			
Avg. Stride Length [m]	6.2	7.0	6.9	6.9	7.0	7.2	7.3	7.3	7.2	7.1			



- [ ] Ranking at each section and finish
- .-.- No data available at this section
- NA No data available



Horse/Jockey Name	Motamayiz
Final Rank	2
Fastest Section Time (Section)	0:11.53 (1800m)
Top Speed [km/h] (Section)	65.8 (1800m)
Race State	Finished



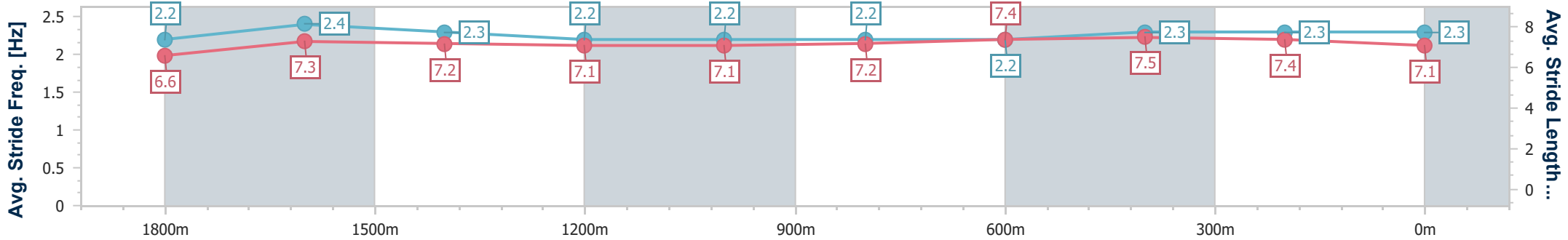
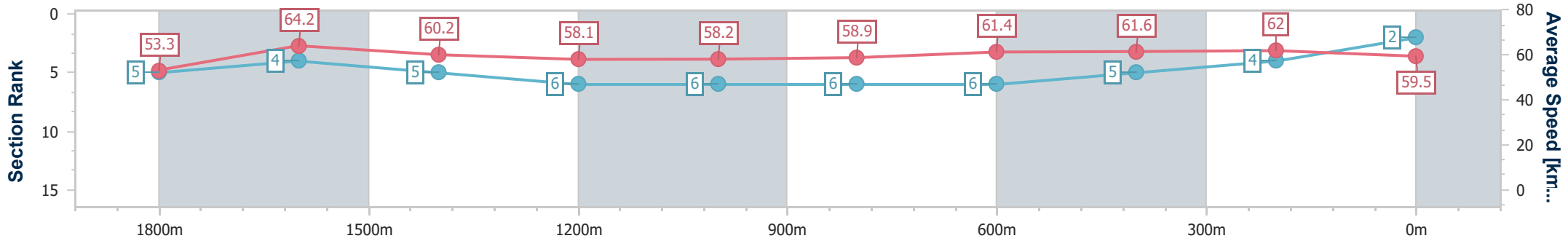
Townsville QLD Professional  
Race 5: HJ CONSTRUCTIONS UP & COMING STAYERS  
BENCHMARK 65 Handicap - 2000m

12 August 2023 - 13:44

Track Rating: Good 4, Weather: Fine, Rail Position: True Entire Course



Section	Overall	1800m	1600m	1400m	1200m	1000m	800m	600m	400m	200m			
Section Times	2:02.39 [2] (0:13.51)	1:48.88 [5] (0:11.53)	1:37.35 [4] (0:12.40)	1:24.95 [5] (0:12.46)	1:12.49 [6] (0:12.39)	1:00.10 [6] (0:12.31)	0:47.79 [6] (0:11.89)	0:35.90 [6] (0:12.01)	0:23.89 [5] (0:11.78)	0:12.11 [4] (0:12.11)			
Average Speed [km/h]	53.3	64.2	60.2	58.1	58.2	58.9	61.4	61.6	62.0	59.5			
Top Speed [km/h]	63.7	65.8	62.6	60.0	59.2	61.7	62.7	62.7	62.9	60.9			
Avg. Dist. to Rail [m]	11.9	8.0	5.1	1.7	2.1	1.4	2.8	5.6	7.0	8.5			
Avg. Stride Freq. [Hz]	2.2	2.4	2.3	2.2	2.2	2.2	2.2	2.3	2.3	2.3			
Avg. Stride Length [m]	6.6	7.3	7.2	7.1	7.1	7.2	7.4	7.5	7.4	7.1			



- [ ] Ranking at each section and finish
- .-.- No data available at this section
- NA No data available



Horse/Jockey Name	Phoenix Flyer
Final Rank	3
Fastest Section Time (Section)	0:11.64 (800m)
Top Speed [km/h] (Section)	64.5 (600m)
Race State	Finished



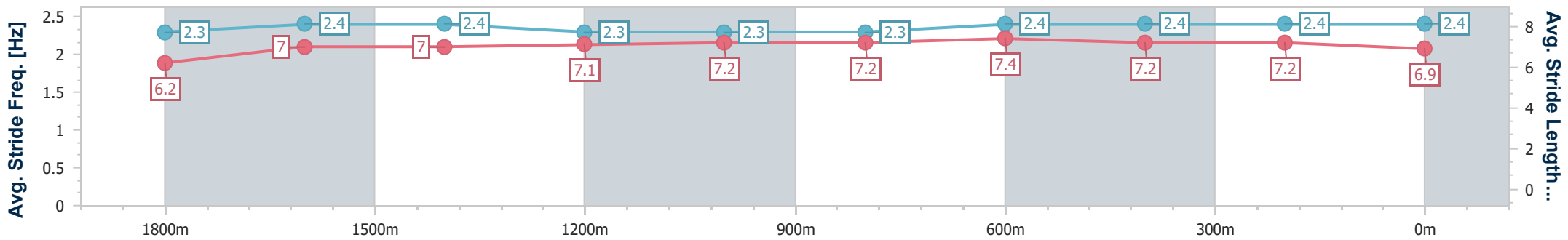
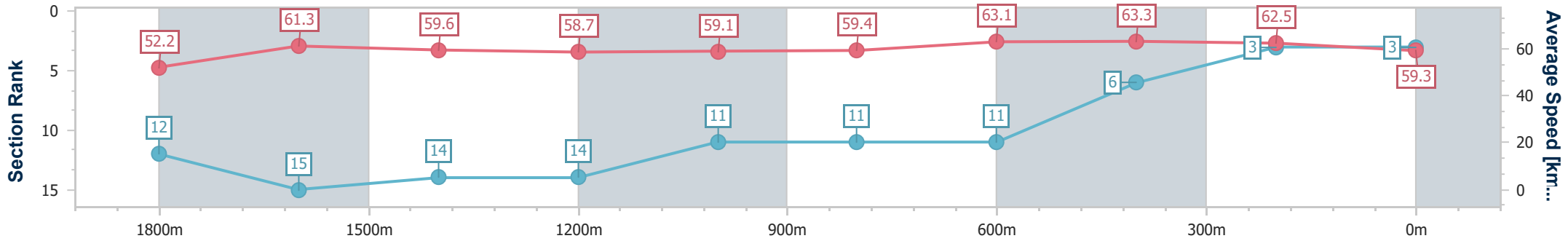
Townsville QLD Professional  
Race 5: HJ CONSTRUCTIONS UP & COMING STAYERS  
BENCHMARK 65 Handicap - 2000m

12 August 2023 - 13:44

Track Rating: Good 4, Weather: Fine, Rail Position: True Entire Course



Section	Overall	1800m	1600m	1400m	1200m	1000m	800m	600m	400m	200m			
Section Times	2:02.43 [3] (0:13.81)	1:48.62 [12] (0:12.04)	1:36.58 [15] (0:12.47)	1:24.11 [14] (0:12.37)	1:11.74 [14] (0:12.22)	0:59.52 [11] (0:12.18)	0:47.34 [11] (0:11.64)	0:35.70 [11] (0:11.80)	0:23.90 [6] (0:11.73)	0:12.17 [3] (0:12.17)			
Average Speed [km/h]	52.2	61.3	59.6	58.7	59.1	59.4	63.1	63.3	62.5	59.3			
Top Speed [km/h]	62.2	62.9	60.3	59.6	60.8	61.6	64.0	64.5	63.8	61.1			
Avg. Dist. to Rail [m]	15.5	8.0	4.5	2.5	2.6	1.4	3.8	7.7	10.2	12.2			
Avg. Stride Freq. [Hz]	2.3	2.4	2.4	2.3	2.3	2.3	2.4	2.4	2.4	2.4			
Avg. Stride Length [m]	6.2	7.0	7.0	7.1	7.2	7.2	7.4	7.2	7.2	6.9			



- [ ] Ranking at each section and finish
- .-.- No data available at this section
- NA No data available



Horse/Jockey Name	Don Arcangelo
Final Rank	4
Fastest Section Time (Section)	0:11.62 (1800m)
Top Speed [km/h] (Section)	64.5 (1800m)
Race State	Finished



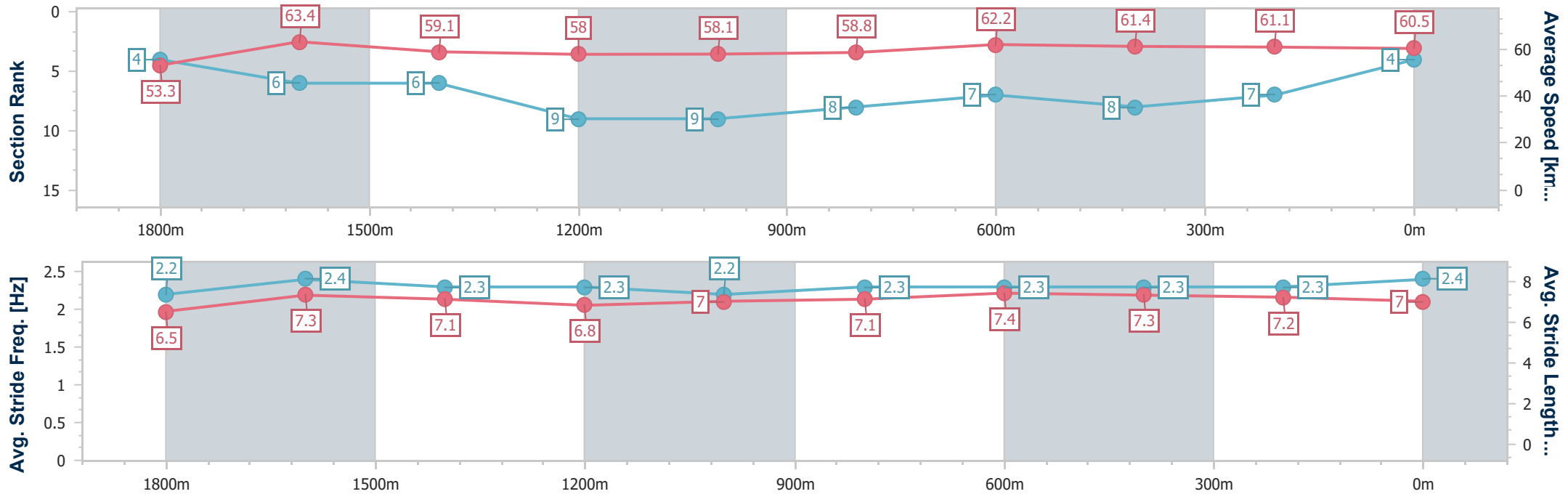
Townsville QLD Professional  
Race 5: HJ CONSTRUCTIONS UP & COMING STAYERS  
BENCHMARK 65 Handicap - 2000m

12 August 2023 - 13:44

Track Rating: Good 4, Weather: Fine, Rail Position: True Entire Course



Section	Overall	1800m	1600m	1400m	1200m	1000m	800m	600m	400m	200m			
Section Times	2:02.44 [4] (0:13.48)	1:48.96 [4] (0:11.62)	1:37.34 [6] (0:12.55)	1:24.79 [6] (0:12.48)	1:12.31 [9] (0:12.41)	0:59.90 [9] (0:12.35)	0:47.55 [8] (0:11.70)	0:35.85 [7] (0:11.99)	0:23.86 [8] (0:11.91)	0:11.95 [7] (0:11.95)			
Average Speed [km/h]	53.3	63.4	59.1	58.0	58.1	58.8	62.2	61.4	61.1	60.5			
Top Speed [km/h]	62.9	64.5	61.3	59.3	59.5	61.6	63.0	62.6	61.9	61.1			
Avg. Dist. to Rail [m]	7.8	5.9	4.0	1.9	2.3	1.5	2.3	4.5	6.0	7.5			
Avg. Stride Freq. [Hz]	2.2	2.4	2.3	2.3	2.2	2.3	2.3	2.3	2.3	2.4			
Avg. Stride Length [m]	6.5	7.3	7.1	6.8	7.0	7.1	7.4	7.3	7.2	7.0			



- [ ] Ranking at each section and finish
- .-.- No data available at this section
- NA No data available





Horse/Jockey Name	The Driller
Final Rank	5
Fastest Section Time (Section)	0:11.73 (800m)
Top Speed [km/h] (Section)	63.6 (800m)
Race State	Finished



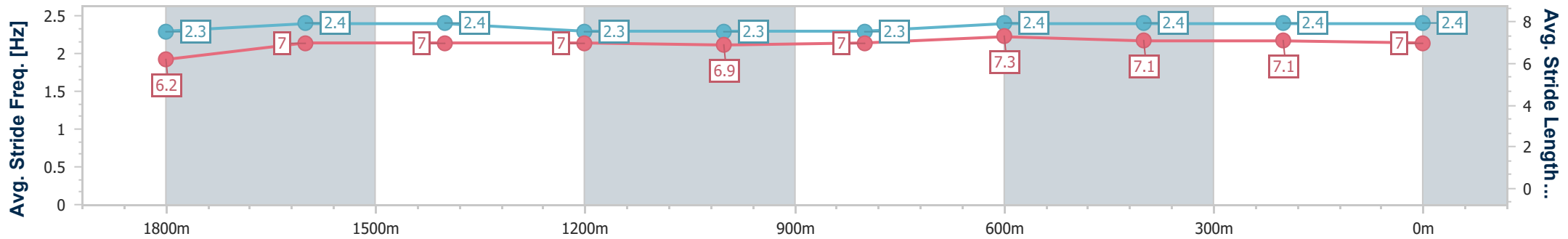
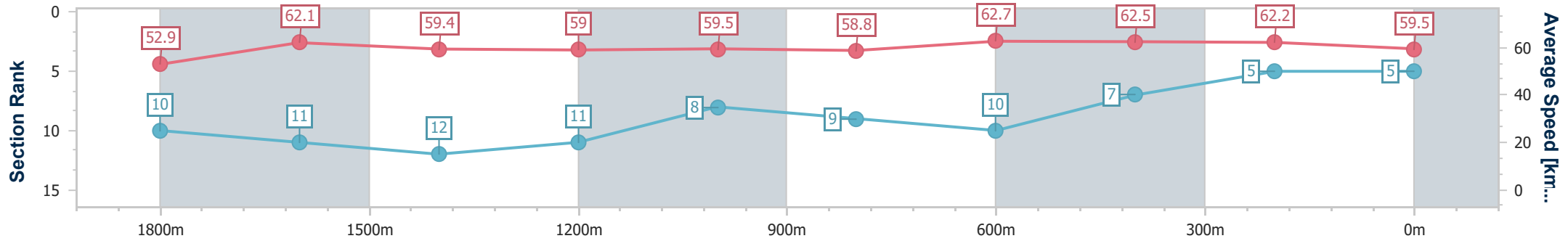
Townsville QLD Professional  
Race 5: HJ CONSTRUCTIONS UP & COMING STAYERS  
BENCHMARK 65 Handicap - 2000m

12 August 2023 - 13:44

Track Rating: Good 4, Weather: Fine, Rail Position: True Entire Course



Section	Overall	1800m	1600m	1400m	1200m	1000m	800m	600m	400m	200m			
Section Times	2:02.45 [5] (0:13.63)	1:48.82 [10] (0:11.90)	1:36.92 [11] (0:12.52)	1:24.40 [12] (0:12.31)	1:12.09 [11] (0:12.14)	0:59.95 [8] (0:12.40)	0:47.55 [9] (0:11.73)	0:35.82 [10] (0:11.92)	0:23.90 [7] (0:11.75)	0:12.15 [5] (0:12.15)			
Average Speed [km/h]	52.9	62.1	59.4	59.0	59.5	58.8	62.7	62.5	62.2	59.5			
Top Speed [km/h]	62.6	62.6	60.8	59.8	60.5	61.5	63.6	63.1	63.3	61.0			
Avg. Dist. to Rail [m]	10.3	7.4	4.7	3.0	3.2	2.4	4.6	6.9	8.6	10.3			
Avg. Stride Freq. [Hz]	2.3	2.4	2.4	2.3	2.3	2.3	2.4	2.4	2.4	2.4			
Avg. Stride Length [m]	6.2	7.0	7.0	7.0	6.9	7.0	7.3	7.1	7.1	7.0			



- [ ] Ranking at each section and finish
- .-.- No data available at this section
- NA No data available



Horse/Jockey Name	Ready By Design
Final Rank	6
Fastest Section Time (Section)	0:11.67 (1800m)
Top Speed [km/h] (Section)	64.8 (1800m)
Race State	Finished



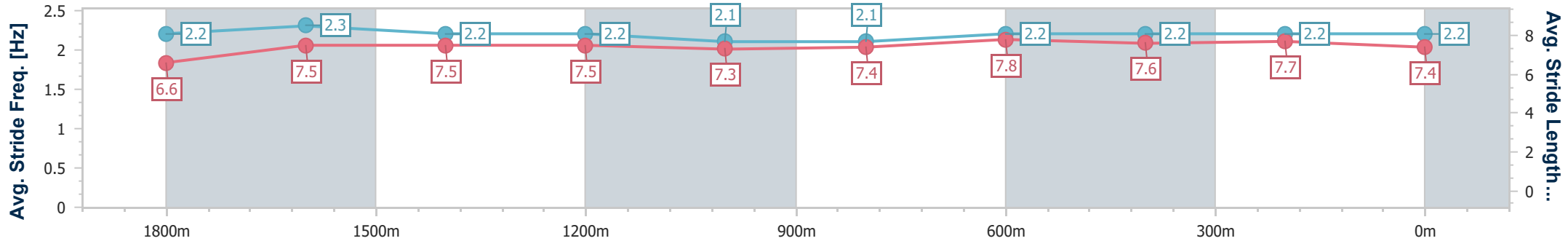
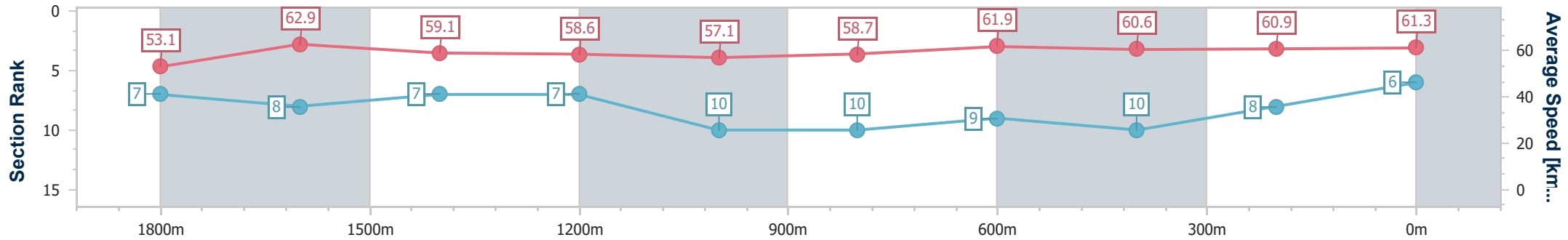
Townsville QLD Professional  
Race 5: HJ CONSTRUCTIONS UP & COMING STAYERS  
BENCHMARK 65 Handicap - 2000m

12 August 2023 - 13:44

Track Rating: Good 4, Weather: Fine, Rail Position: True Entire Course



Section	Overall	1800m	1600m	1400m	1200m	1000m	800m	600m	400m	200m			
Section Times	2:02.47 [6] (0:13.56)	1:48.91 [7] (0:11.67)	1:37.24 [8] (0:12.46)	1:24.78 [7] (0:12.30)	1:12.48 [7] (0:12.62)	0:59.86 [10] (0:12.34)	0:47.52 [10] (0:11.68)	0:35.84 [9] (0:12.09)	0:23.75 [10] (0:11.98)	0:11.77 [8] (0:11.77)			
Average Speed [km/h]	53.1	62.9	59.1	58.6	57.1	58.7	61.9	60.6	60.9	61.3			
Top Speed [km/h]	63.0	64.8	60.0	59.4	58.4	61.7	62.7	61.6	62.2	61.9			
Avg. Dist. to Rail [m]	7.2	5.1	3.0	0.6	1.5	0.8	1.3	3.3	7.2	10.8			
Avg. Stride Freq. [Hz]	2.2	2.3	2.2	2.2	2.1	2.1	2.2	2.2	2.2	2.2			
Avg. Stride Length [m]	6.6	7.5	7.5	7.5	7.3	7.4	7.8	7.6	7.7	7.4			



- [ ] Ranking at each section and finish
- .-.- No data available at this section
- NA No data available



Horse/Jockey Name	Recondite
Final Rank	7
Fastest Section Time (Section)	0:11.53 (1800m)
Top Speed [km/h] (Section)	64.7 (1800m)
Race State	Finished



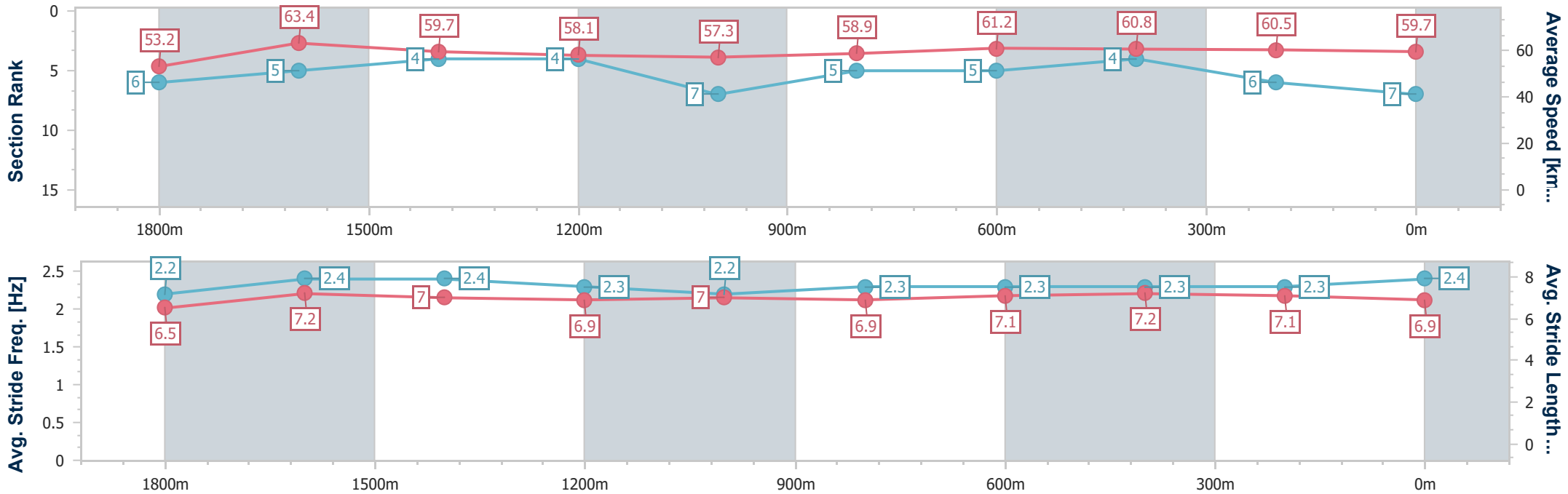
Townsville QLD Professional  
Race 5: HJ CONSTRUCTIONS UP & COMING STAYERS  
BENCHMARK 65 Handicap - 2000m

12 August 2023 - 13:44

Track Rating: Good 4, Weather: Fine, Rail Position: True Entire Course



Section	Overall	1800m	1600m	1400m	1200m	1000m	800m	600m	400m	200m			
Section Times	2:02.57 [7] (0:13.52)	1:49.05 [6] (0:11.53)	1:37.52 [5] (0:12.27)	1:25.25 [4] (0:12.42)	1:12.83 [4] (0:12.59)	1:00.24 [7] (0:12.24)	0:48.00 [5] (0:11.86)	0:36.14 [5] (0:12.06)	0:24.08 [4] (0:11.98)	0:12.10 [6] (0:12.10)			
Average Speed [km/h]	53.2	63.4	59.7	58.1	57.3	58.9	61.2	60.8	60.5	59.7			
Top Speed [km/h]	64.3	64.7	60.8	60.3	58.9	61.9	61.9	61.5	61.3	61.1			
Avg. Dist. to Rail [m]	5.3	3.9	2.6	0.9	1.1	0.5	1.5	3.7	4.0	5.3			
Avg. Stride Freq. [Hz]	2.2	2.4	2.4	2.3	2.2	2.3	2.3	2.3	2.3	2.4			
Avg. Stride Length [m]	6.5	7.2	7.0	6.9	7.0	6.9	7.1	7.2	7.1	6.9			



- [ ] Ranking at each section and finish
- .-.- No data available at this section
- NA No data available



Horse/Jockey Name	Vana Star
Final Rank	8
Fastest Section Time (Section)	0:11.64 (1800m)
Top Speed [km/h] (Section)	65.2 (1800m)
Race State	Finished



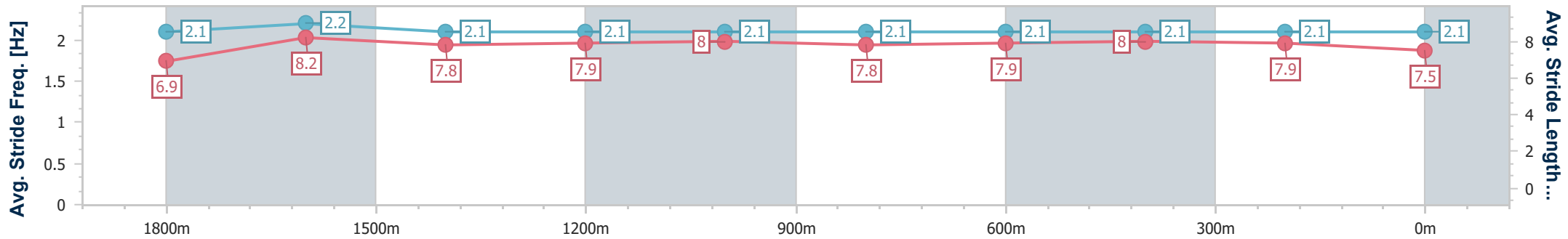
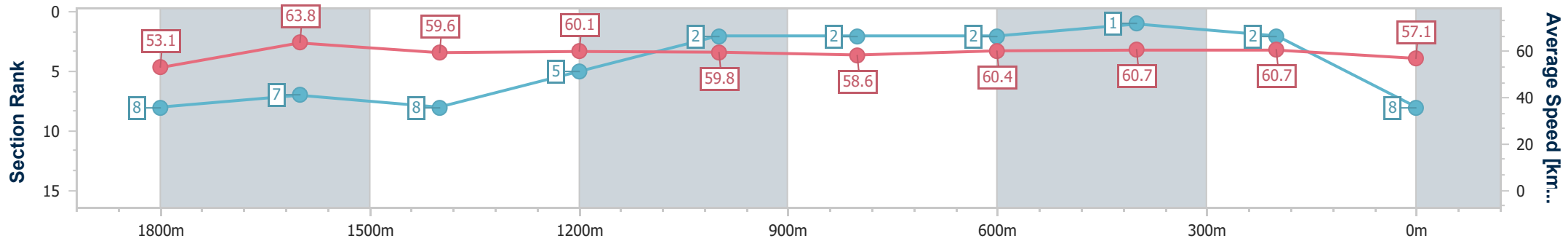
Townsville QLD Professional  
Race 5: HJ CONSTRUCTIONS UP & COMING STAYERS  
BENCHMARK 65 Handicap - 2000m

12 August 2023 - 13:44

Track Rating: Good 4, Weather: Fine, Rail Position: True Entire Course



Section	Overall	1800m	1600m	1400m	1200m	1000m	800m	600m	400m	200m			
Section Times	2:02.91 [8] (0:13.58)	1:49.33 [8] (0:11.64)	1:37.69 [7] (0:12.50)	1:25.19 [8] (0:12.05)	1:13.14 [5] (0:12.02)	1:01.12 [2] (0:12.33)	0:48.79 [2] (0:12.04)	0:36.75 [2] (0:12.11)	0:24.64 [1] (0:11.99)	0:12.65 [2] (0:12.65)			
Average Speed [km/h]	53.1	63.8	59.6	60.1	59.8	58.6	60.4	60.7	60.7	57.1			
Top Speed [km/h]	64.7	65.2	60.9	61.2	60.5	60.2	60.8	61.2	61.0	60.1			
Avg. Dist. to Rail [m]	14.6	9.3	4.7	2.1	1.9	0.5	1.8	4.0	5.1	5.2			
Avg. Stride Freq. [Hz]	2.1	2.2	2.1	2.1	2.1	2.1	2.1	2.1	2.1	2.1			
Avg. Stride Length [m]	6.9	8.2	7.8	7.9	8.0	7.8	7.9	8.0	7.9	7.5			



- [ ] Ranking at each section and finish
- .-.- No data available at this section
- NA No data available



Horse/Jockey Name	Rebel Lake
Final Rank	9
Fastest Section Time (Section)	0:11.78 (1800m)
Top Speed [km/h] (Section)	64.8 (1800m)
Race State	Finished



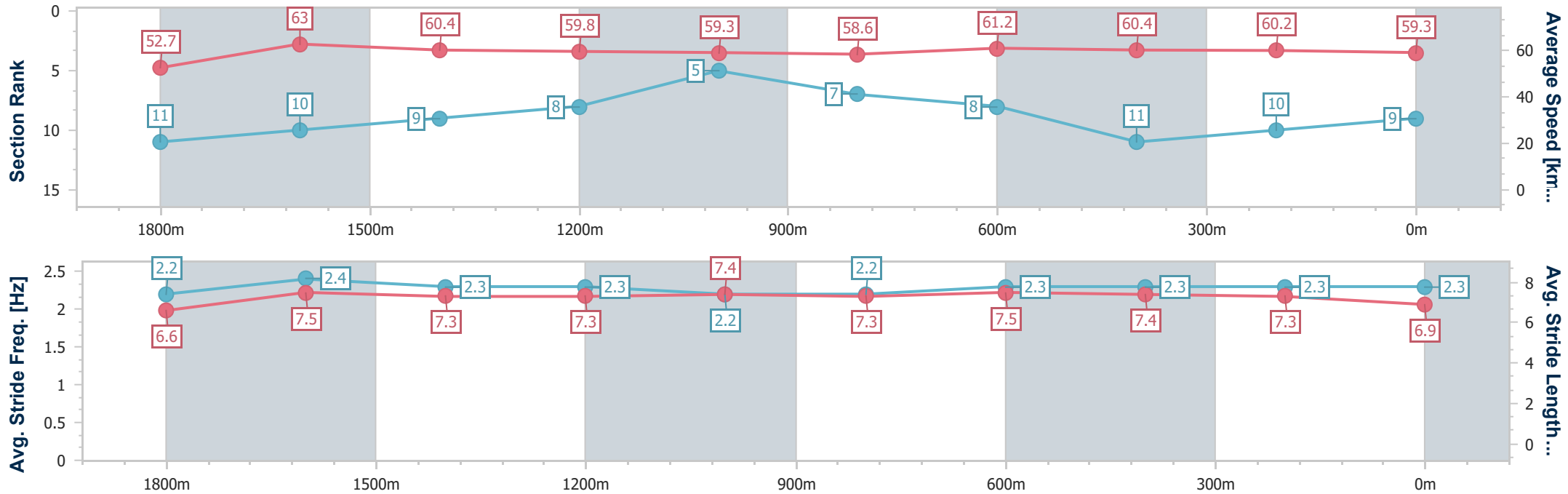
Townsville QLD Professional  
Race 5: HJ CONSTRUCTIONS UP & COMING STAYERS  
BENCHMARK 65 Handicap - 2000m

12 August 2023 - 13:44

Track Rating: Good 4, Weather: Fine, Rail Position: True Entire Course



Section	Overall	1800m	1600m	1400m	1200m	1000m	800m	600m	400m	200m			
Section Times	2:03.20 [9] (0:13.68)	1:49.52 [11] (0:11.78)	1:37.74 [10] (0:12.41)	1:25.33 [9] (0:12.20)	1:13.13 [8] (0:12.13)	1:01.00 [5] (0:12.42)	0:48.58 [7] (0:11.99)	0:36.59 [8] (0:12.29)	0:24.30 [11] (0:12.13)	0:12.17 [10] (0:12.17)			
Average Speed [km/h]	52.7	63.0	60.4	59.8	59.3	58.6	61.2	60.4	60.2	59.3			
Top Speed [km/h]	63.6	64.8	61.5	60.5	60.0	60.5	61.8	61.4	60.7	60.8			
Avg. Dist. to Rail [m]	16.9	9.9	5.8	3.4	2.6	2.1	4.0	6.2	7.5	8.8			
Avg. Stride Freq. [Hz]	2.2	2.4	2.3	2.3	2.2	2.2	2.3	2.3	2.3	2.3			
Avg. Stride Length [m]	6.6	7.5	7.3	7.3	7.4	7.3	7.5	7.4	7.3	6.9			



- [ ] Ranking at each section and finish
- .-.- No data available at this section
- NA No data available



Horse/Jockey Name	Wise Dragon
Final Rank	10
Fastest Section Time (Section)	0:11.43 (1800m)
Top Speed [km/h] (Section)	65.3 (1800m)
Race State	Finished



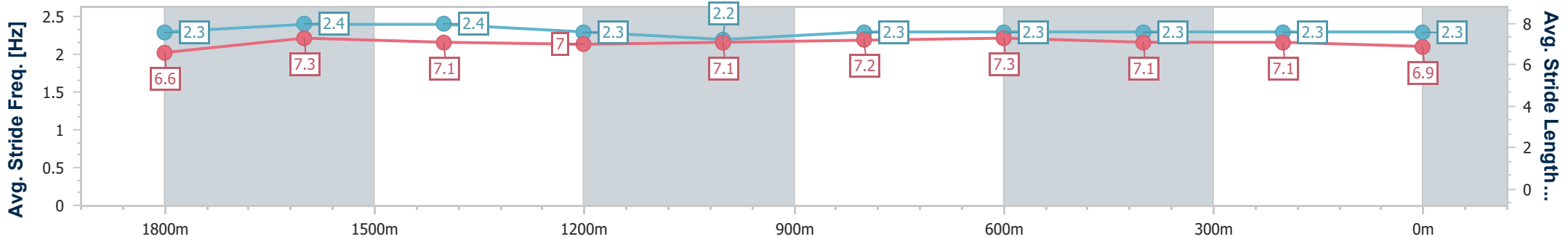
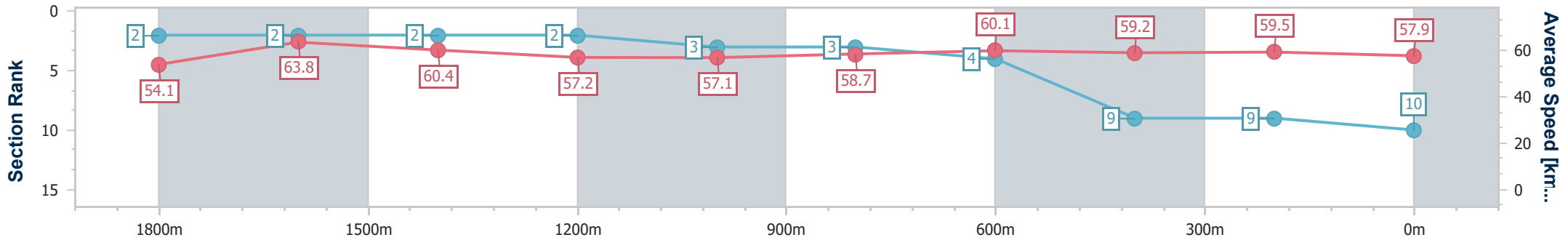
Townsville QLD Professional  
Race 5: HJ CONSTRUCTIONS UP & COMING STAYERS  
BENCHMARK 65 Handicap - 2000m

12 August 2023 - 13:44

Track Rating: Good 4, Weather: Fine, Rail Position: True Entire Course



Section	Overall	1800m	1600m	1400m	1200m	1000m	800m	600m	400m	200m			
Section Times	2:03.31 [10] (0:13.31)	1:50.00 [2] (0:11.43)	1:38.57 [2] (0:12.07)	1:26.50 [2] (0:12.60)	1:13.90 [2] (0:12.61)	1:01.29 [3] (0:12.25)	0:49.04 [3] (0:12.02)	0:37.02 [4] (0:12.34)	0:24.68 [9] (0:12.19)	0:12.49 [9] (0:12.49)			
Average Speed [km/h]	54.1	63.8	60.4	57.2	57.1	58.7	60.1	59.2	59.5	57.9			
Top Speed [km/h]	62.9	65.3	61.5	60.0	59.2	60.7	60.8	60.2	60.1	59.6			
Avg. Dist. to Rail [m]	4.9	3.3	1.9	0.4	0.5	0.2	0.9	2.8	4.5	6.8			
Avg. Stride Freq. [Hz]	2.3	2.4	2.4	2.3	2.2	2.3	2.3	2.3	2.3	2.3			
Avg. Stride Length [m]	6.6	7.3	7.1	7.0	7.1	7.2	7.3	7.1	7.1	6.9			



- [ ] Ranking at each section and finish
- .-.- No data available at this section
- NA No data available



Horse/Jockey Name	Nemingah
Final Rank	11
Fastest Section Time (Section)	0:11.69 (800m)
Top Speed [km/h] (Section)	64.2 (800m)
Race State	Finished



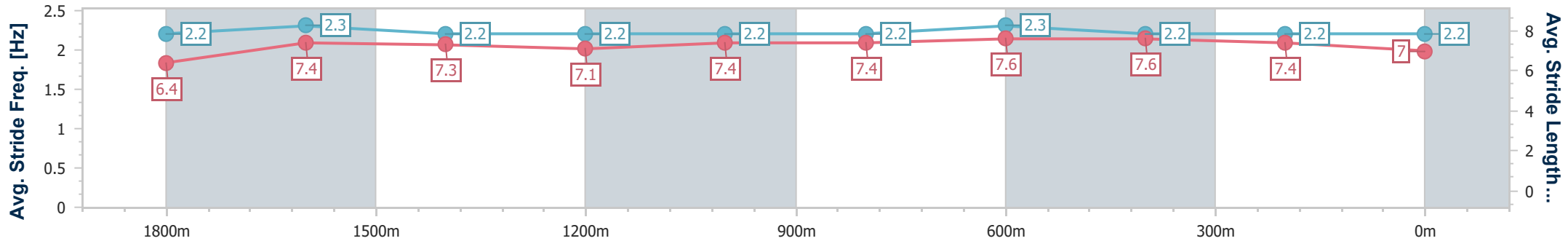
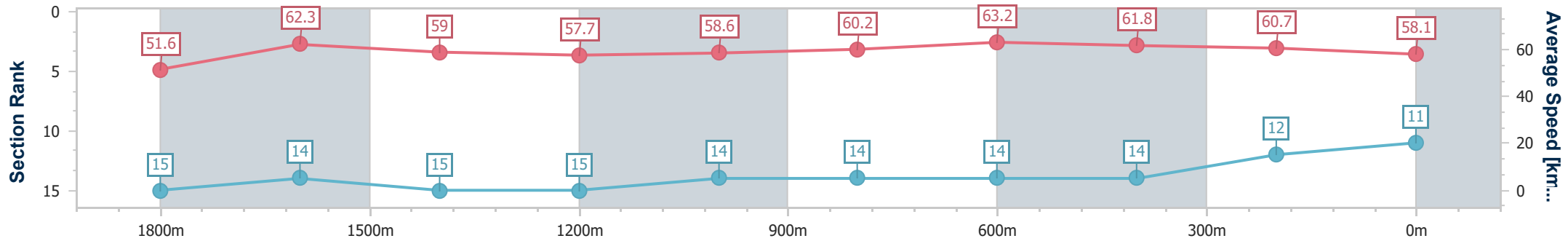
Townsville QLD Professional  
 Race 5: HJ CONSTRUCTIONS UP & COMING STAYERS  
 BENCHMARK 65 Handicap - 2000m

12 August 2023 - 13:44

Track Rating: Good 4, Weather: Fine, Rail Position: True Entire Course



Section	Overall	1800m	1600m	1400m	1200m	1000m	800m	600m	400m	200m			
Section Times	2:03.54 [11] (0:13.99)	1:49.55 [15] (0:11.81)	1:37.74 [14] (0:12.52)	1:25.22 [15] (0:12.57)	1:12.65 [15] (0:12.30)	1:00.35 [14] (0:12.12)	0:48.23 [14] (0:11.69)	0:36.54 [14] (0:12.05)	0:24.49 [14] (0:12.04)	0:12.45 [12] (0:12.45)			
Average Speed [km/h]	51.6	62.3	59.0	57.7	58.6	60.2	63.2	61.8	60.7	58.1			
Top Speed [km/h]	61.3	63.6	59.9	58.9	60.9	61.5	64.2	62.7	61.3	60.7			
Avg. Dist. to Rail [m]	16.6	6.7	3.8	1.9	2.5	2.6	5.2	6.9	8.9	10.4			
Avg. Stride Freq. [Hz]	2.2	2.3	2.2	2.2	2.2	2.2	2.3	2.2	2.2	2.2			
Avg. Stride Length [m]	6.4	7.4	7.3	7.1	7.4	7.4	7.6	7.6	7.4	7.0			



- [ ] Ranking at each section and finish
- .-.- No data available at this section
- NA No data available



Horse/Jockey Name	Sarnia
Final Rank	12
Fastest Section Time (Section)	0:11.53 (800m)
Top Speed [km/h] (Section)	64.8 (1800m)
Race State	Finished



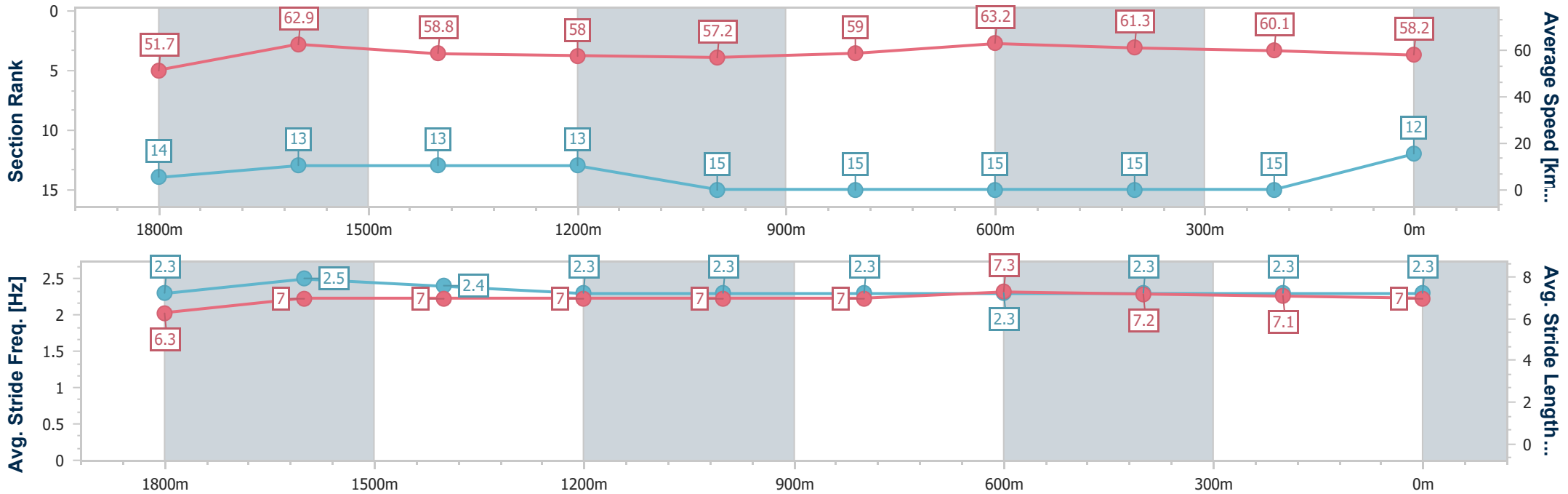
Townsville QLD Professional  
Race 5: HJ CONSTRUCTIONS UP & COMING STAYERS  
BENCHMARK 65 Handicap - 2000m

12 August 2023 - 13:44

Track Rating: Good 4, Weather: Fine, Rail Position: True Entire Course



Section	Overall	1800m	1600m	1400m	1200m	1000m	800m	600m	400m	200m			
Section Times	2:03.65 [12] (0:13.95)	1:49.70 [14] (0:11.64)	1:38.06 [13] (0:12.54)	1:25.52 [13] (0:12.51)	1:13.01 [13] (0:12.59)	1:00.42 [15] (0:12.29)	0:48.13 [15] (0:11.53)	0:36.60 [15] (0:12.06)	0:24.54 [15] (0:12.12)	0:12.42 [15] (0:12.42)			
Average Speed [km/h]	51.7	62.9	58.8	58.0	57.2	59.0	63.2	61.3	60.1	58.2			
Top Speed [km/h]	62.6	64.8	60.9	59.0	59.6	60.9	64.0	63.3	60.8	59.9			
Avg. Dist. to Rail [m]	14.5	5.8	3.4	2.1	1.7	1.4	2.4	5.3	7.7	9.6			
Avg. Stride Freq. [Hz]	2.3	2.5	2.4	2.3	2.3	2.3	2.3	2.3	2.3	2.3			
Avg. Stride Length [m]	6.3	7.0	7.0	7.0	7.0	7.0	7.3	7.2	7.1	7.0			



- [ ] Ranking at each section and finish
- .-.- No data available at this section
- NA No data available





Horse/Jockey Name	Confined Thoughts
Final Rank	13
Fastest Section Time (Section)	0:11.57 (800m)
Top Speed [km/h] (Section)	64.6 (1800m)
Race State	Finished



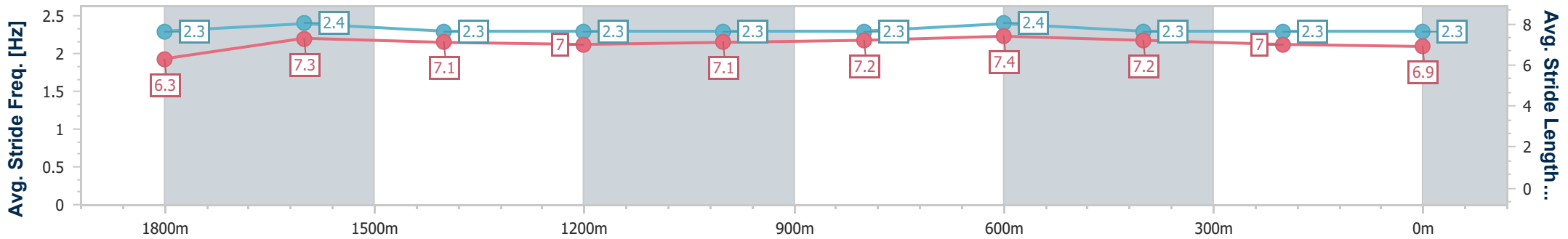
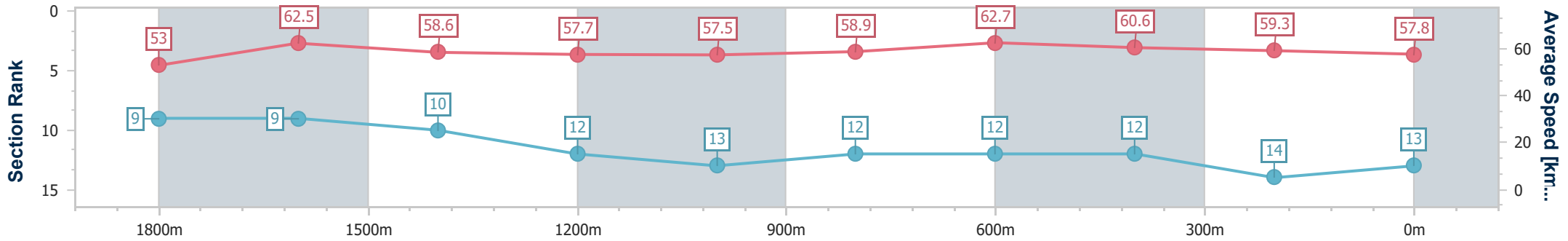
Townsville QLD Professional  
Race 5: HJ CONSTRUCTIONS UP & COMING STAYERS  
BENCHMARK 65 Handicap - 2000m

12 August 2023 - 13:44

Track Rating: Good 4, Weather: Fine, Rail Position: True Entire Course



Section	Overall	1800m	1600m	1400m	1200m	1000m	800m	600m	400m	200m			
Section Times	2:03.71 [13] (0:13.60)	1:50.11 [9] (0:11.80)	1:38.31 [9] (0:12.56)	1:25.75 [10] (0:12.56)	1:13.19 [12] (0:12.52)	1:00.67 [13] (0:12.22)	0:48.45 [12] (0:11.57)	0:36.88 [12] (0:12.12)	0:24.76 [12] (0:12.28)	0:12.48 [14] (0:12.48)			
Average Speed [km/h]	53.0	62.5	58.6	57.7	57.5	58.9	62.7	60.6	59.3	57.8			
Top Speed [km/h]	63.7	64.6	60.2	58.3	60.1	60.5	64.4	63.4	59.8	58.8			
Avg. Dist. to Rail [m]	8.9	6.3	3.1	1.6	1.5	0.4	1.5	4.1	6.3	8.5			
Avg. Stride Freq. [Hz]	2.3	2.4	2.3	2.3	2.3	2.3	2.4	2.3	2.3	2.3			
Avg. Stride Length [m]	6.3	7.3	7.1	7.0	7.1	7.2	7.4	7.2	7.0	6.9			



- [ ] Ranking at each section and finish
- .-.- No data available at this section
- NA No data available



Horse/Jockey Name	Sacred Legacy
Final Rank	14
Fastest Section Time (Section)	0:11.58 (1800m)
Top Speed [km/h] (Section)	64.7 (1800m)
Race State	Finished



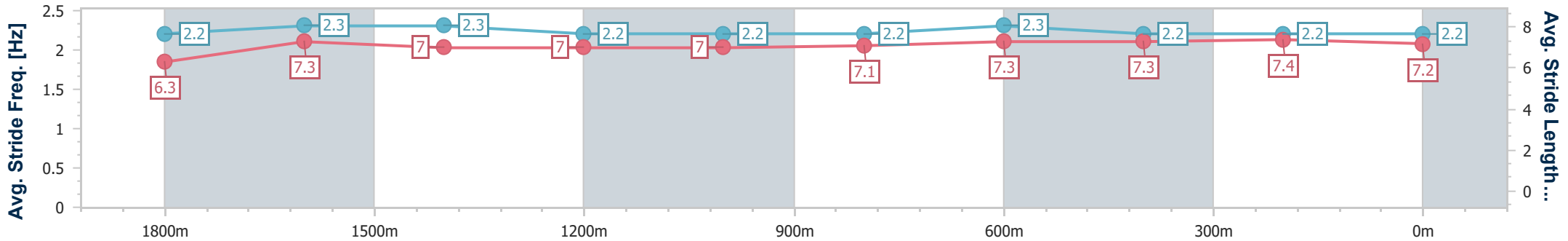
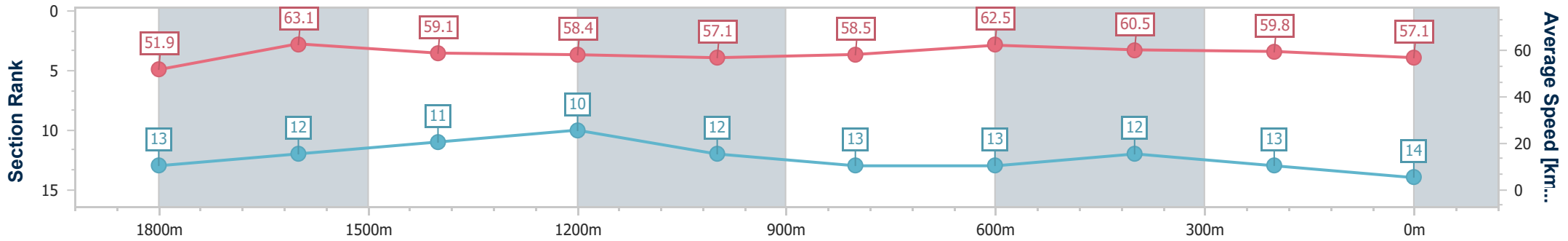
Townsville QLD Professional  
Race 5: HJ CONSTRUCTIONS UP & COMING STAYERS  
BENCHMARK 65 Handicap - 2000m

12 August 2023 - 13:44

Track Rating: Good 4, Weather: Fine, Rail Position: True Entire Course



Section	Overall	1800m	1600m	1400m	1200m	1000m	800m	600m	400m	200m			
Section Times	2:03.75 [14] (0:13.95)	1:49.80 [13] (0:11.58)	1:38.22 [12] (0:12.43)	1:25.79 [11] (0:12.37)	1:13.42 [10] (0:12.61)	1:00.81 [12] (0:12.35)	0:48.46 [13] (0:11.60)	0:36.86 [13] (0:12.06)	0:24.80 [12] (0:12.15)	0:12.65 [13] (0:12.65)			
Average Speed [km/h]	51.9	63.1	59.1	58.4	57.1	58.5	62.5	60.5	59.8	57.1			
Top Speed [km/h]	63.7	64.7	60.1	59.3	58.7	61.2	63.3	62.1	61.6	59.9			
Avg. Dist. to Rail [m]	11.1	4.2	2.7	1.0	1.1	0.6	1.2	2.8	4.9	7.2			
Avg. Stride Freq. [Hz]	2.2	2.3	2.3	2.2	2.2	2.2	2.3	2.2	2.2	2.2			
Avg. Stride Length [m]	6.3	7.3	7.0	7.0	7.0	7.1	7.3	7.3	7.4	7.2			



- [ ] Ranking at each section and finish
- .-.- No data available at this section
- NA No data available



Horse/Jockey Name	Lipeansass
Final Rank	15
Fastest Section Time (Section)	0:11.31 (1800m)
Top Speed [km/h] (Section)	70.0 (1800m)
Race State	Finished



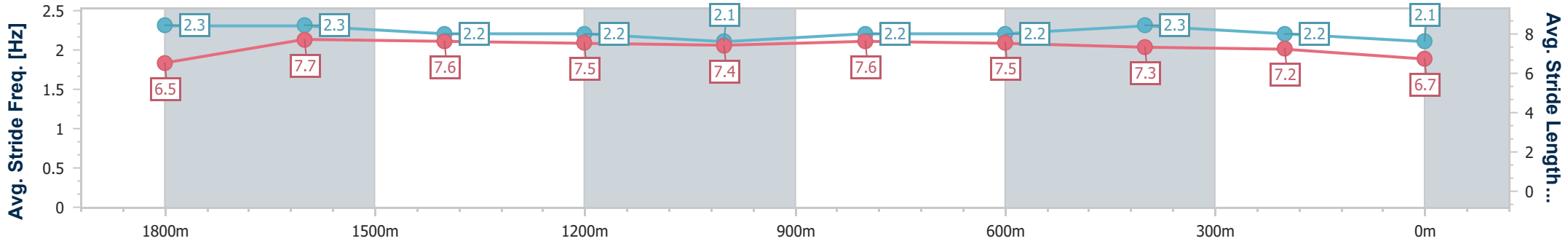
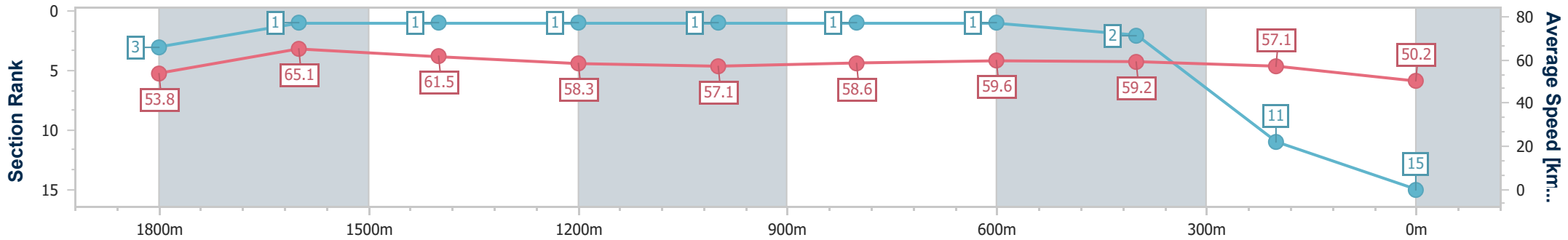
Townsville QLD Professional  
Race 5: HJ CONSTRUCTIONS UP & COMING STAYERS  
BENCHMARK 65 Handicap - 2000m

12 August 2023 - 13:44

Track Rating: Good 4, Weather: Fine, Rail Position: True Entire Course



Section	Overall	1800m	1600m	1400m	1200m	1000m	800m	600m	400m	200m			
Section Times	2:05.43 [15] (0:13.39)	1:52.04 [3] (0:11.31)	1:40.73 [1] (0:12.06)	1:28.67 [1] (0:12.40)	1:16.27 [1] (0:12.61)	1:03.66 [1] (0:12.22)	0:51.44 [1] (0:12.07)	0:39.37 [1] (0:12.31)	0:27.06 [2] (0:12.71)	0:14.35 [11] (0:14.35)			
Average Speed [km/h]	53.8	65.1	61.5	58.3	57.1	58.6	59.6	59.2	57.1	50.2			
Top Speed [km/h]	65.7	70.0	63.2	61.2	59.2	59.7	60.8	60.8	58.6	55.1			
Avg. Dist. to Rail [m]	12.8	7.0	4.3	1.2	0.5	1.0	0.6	2.4	4.3	5.4			
Avg. Stride Freq. [Hz]	2.3	2.3	2.2	2.2	2.1	2.2	2.2	2.3	2.2	2.1			
Avg. Stride Length [m]	6.5	7.7	7.6	7.5	7.4	7.6	7.5	7.3	7.2	6.7			



- [ ] Ranking at each section and finish
- .-.- No data available at this section
- NA No data available