



Townsville QLD Professional

Race 4: LADBROKES MATES MODE BENCHMARK 55 Handicap - 1000m

12 August 2023 - 13:10



Track Rating: Good 4, Weather: Fine, Rail Position: True Entire Course

| Section | | | | | | | | | | | Last 600m | |
|-------------|-----|--|----------------------|----------------------|----------------------|---------------------------|---------------------------|---------------------------|---------------------------|---------------------------|-----------|------------------------|
| Field Times | | Overall | 800m | 600m | 400m | 200m | | | | | | |
| | | 0:56.27 (0:13.21) | 0:43.06 (0:09.81) | 0:33.25 (0:10.40) | 0:22.85 (0:11.21) | 0:11.64 (0:11.64) | | | | | | 0:33.25 |
| Rank | TAB | Horse/Jockey | Barrier | Top Speed [km/h] | Fastest Section | | | | | | Margin | Distance Travelled [m] |
| 1 | 13 | GOOD GIRL Justin Stanley | 1 | 70.2 800m | 0:10.03 800m | 0:56.27 [1] (0:13.32) | 0:42.95 [3] (0:10.03) | 0:32.92 [4] (0:10.61) | 0:22.31 [4] (0:10.98) | 0:11.33 [4] (0:11.33) | 0:56.27 | 0:32.92 |
| 2 | 7 | ARTIE'S LAD Nathan Day | 9 | 69.5 Overall | 0:09.98 800m | 0:56.45 [2] (0:13.32) | 0:43.13 [4] (0:09.98) | 0:33.15 [2] (0:10.43) | 0:22.72 [2] (0:11.00) | 0:11.72 [2] (0:11.72) | 1L | 0:33.15 +5 |
| 3 | 16 | SHEEZ MARVELLOUS Scott Sheargold | 15 | 70.4 600m | 0:10.04 800m | 0:56.74 [3] (0:13.41) | 0:43.33 [5] (0:10.04) | 0:33.29 [5] (0:10.47) | 0:22.82 [3] (0:10.99) | 0:11.83 [3] (0:11.83) | 2.5L | 0:33.29 +6 |
| 4 | 15 | HANEDA Morgan Butler | 6 | 70.6 800m | 0:10.12 800m | 0:56.85 [4] (0:13.77) | 0:43.08 [10] (0:10.12) | 0:32.96 [8] (0:10.43) | 0:22.53 [7] (0:11.00) | 0:11.53 [6] (0:11.53) | 3L | 0:32.96 +5 |
| 5 | 10 | SUPER VOGUE Les Tilley | 14 | 70.2 800m | 0:10.38 600m | 0:56.86 [5] (0:13.76) | 0:43.10 [9] (0:10.42) | 0:32.68 [10] (0:10.38) | 0:22.30 [9] (0:10.93) | 0:11.37 [8] (0:11.37) | 3.1L | 0:32.68 +6 |
| 6 | 6 | SATURDAY VIBES Ryan Wiggins | 13 | 70.6 800m | 0:09.81 800m | 0:56.98 [6] (0:13.21) | 0:43.77 [1] (0:09.81) | 0:33.96 [1] (0:10.40) | 0:23.56 [1] (0:11.21) | 0:12.35 [1] (0:12.35) | 3.6L | 0:33.96 +5 |
| 7 | 9 | IMPARDOO Graham Kliese | 7 | 70.2 800m | 0:10.30 800m | 0:57.02 [7] (0:14.16) | 0:42.86 [14] (0:10.30) | 0:32.56 [12] (0:10.66) | 0:21.90 [12] (0:10.86) | 0:11.04 [11] (0:11.04) | 3.8L | 0:32.56 +3 |
| 8 | 17 | ENUFF ROSES Isabella Teh | 4 | 70.2 800m | 0:10.41 800m | 0:57.07 [8] (0:13.80) | 0:43.27 [11] (0:10.41) | 0:32.86 [11] (0:10.76) | 0:22.10 [11] (0:10.91) | 0:11.19 [10] (0:11.19) | 4L | 0:32.86 +6 |
| 9 | 12 | WONG WAY Harry Grace | 5 | 69.8 800m | 0:10.09 800m | 0:57.19 [9] (0:13.55) | 0:43.64 [6] (0:10.09) | 0:33.55 [6] (0:10.60) | 0:22.95 [6] (0:11.23) | 0:11.72 [7] (0:11.72) | 4.5L | 0:33.55 +5 |
| 10 | 2 | KEFALONIA Jackson Murphy | 12 | 70.1 600m | 0:10.17 800m | 0:57.20 [10] (0:13.69) | 0:43.51 [8] (0:10.17) | 0:33.34 [7] (0:10.51) | 0:22.83 [8] (0:11.19) | 0:11.64 [9] (0:11.64) | 4.6L | 0:33.34 +7 |

Scratched: Readapt (#8)

[] Ranking at each section and finish
 -:-:- No data available at this section
 NA No data available

SCN Saddle cloth number
 DNF Did not finish
 DNT Did not track



Townsville QLD Professional

Race 4: LADBROKES MATES MODE BENCHMARK 55 Handicap - 1000m

12 August 2023 - 13:10



Track Rating: Good 4, Weather: Fine, Rail Position: True Entire Course

| Section | | Overall | 800m | 600m | 400m | 200m | Last 600m | | | | | |
|-------------|------------------------------------|----------------------|----------------------|----------------------|---------------------------|---------------------------|---------------------------|---------------------------|---------------------------|------------------------|---------|----|
| Field Times | | 0:56.27 (0:13.21) | 0:43.06 (0:09.81) | 0:33.25 (0:10.40) | 0:22.85 (0:11.21) | 0:11.64 (0:11.64) | 0:33.25 | | | | | |
| Rank | TAB Horse/Jockey | Barrier | Top Speed [km/h] | Fastest Section | Margin | | | | | Distance Travelled [m] | | |
| 11 | 14 BRAVE INTENT Chris Whiteley | 3 | 69.9 Overall | 0:10.61 800m | 0:57.44 [11] (0:14.18) | 0:43.26 [15] (0:10.61) | 0:32.65 [15] (0:10.83) | 0:21.82 [15] (0:10.78) | 0:11.04 [15] (0:11.04) | 5.9L | 0:32.65 | +3 |
| 12 | 4 PICTON Frank Edwards | 10 | 69.7 800m | 0:10.56 800m | 0:57.53 [12] (0:14.02) | 0:43.51 [12] (0:10.56) | 0:32.95 [14] (0:10.80) | 0:22.15 [14] (0:10.96) | 0:11.19 [14] (0:11.19) | 6.4L | 0:32.95 | +7 |
| 13 | 3 TIME FOR PEACE Carl Spry | 8 | 70.6 800m | 0:10.05 800m | 0:57.54 [13] (0:13.28) | 0:44.26 [2] (0:10.05) | 0:34.21 [3] (0:10.71) | 0:23.50 [5] (0:11.25) | 0:12.25 [5] (0:12.25) | 6.5L | 0:34.21 | +5 |
| 14 | 11 RAMBLIN' MAN Tiffani Brooker | 2 | 68.8 800m | 0:10.47 800m | 0:57.59 [14] (0:13.69) | 0:43.90 [7] (0:10.47) | 0:33.43 [9] (0:10.76) | 0:22.67 [10] (0:11.11) | 0:11.56 [12] (0:11.56) | 6.7L | 0:33.43 | +3 |
| 15 | 5 DICKIN MEDAL Lacey Morrison | 16 | 70.2 800m | 0:10.38 800m | 0:57.87 [15] (0:14.12) | 0:43.75 [13] (0:10.38) | 0:33.37 [13] (0:10.66) | 0:22.71 [13] (0:11.08) | 0:11.63 [13] (0:11.63) | 8.2L | 0:33.37 | +4 |
| 16 | 1 VAPORIZING Jade Doolan | 11 | 70.2 800m | 0:09.97 800m | 0:58.33 [16] (0:15.54) | 0:42.79 [16] (0:09.97) | 0:32.82 [16] (0:10.47) | 0:22.35 [16] (0:10.92) | 0:11.43 [16] (0:11.43) | 10.7L | 0:32.82 | +8 |

Scratched: Readapt (#8)

[] Ranking at each section and finish
 -:-:- No data available at this section
 NA No data available

SCN Saddle cloth number
 DNF Did not finish
 DNT Did not track



| | |
|--------------------------------|----------------|
| Horse/Jockey Name | Good Girl |
| Final Rank | 1 |
| Fastest Section Time (Section) | 0:10.03 (800m) |
| Top Speed [km/h] (Section) | 70.2 (800m) |
| Race State | Finished |



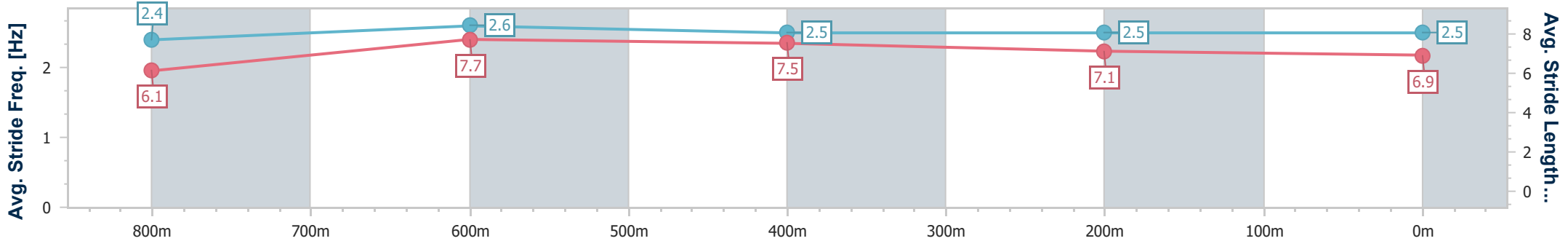
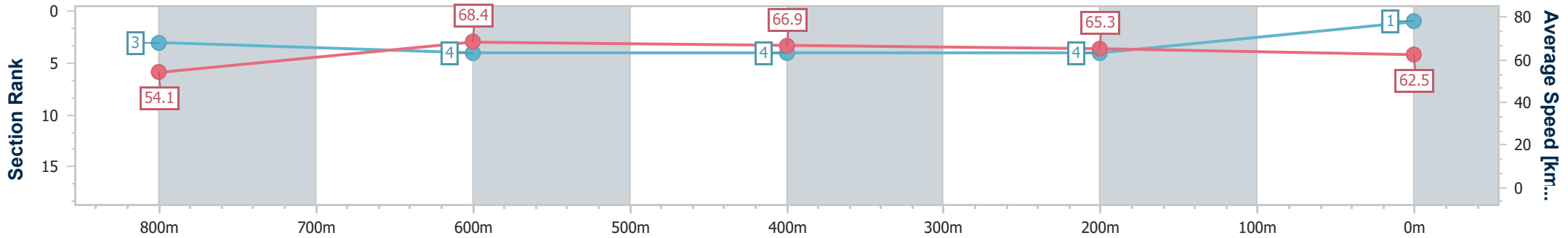
Townsville QLD Professional
Race 4: LADBROKES MATES MODE BENCHMARK 55
Handicap - 1000m

12 August 2023 - 13:10

Track Rating: Good 4, Weather: Fine, Rail Position: True Entire Course



| Section | Overall | 800m | 600m | 400m | 200m |
|------------------------|--------------------------|--------------------------|--------------------------|--------------------------|--------------------------|
| Section Times | 0:56.27 [1] (0:13.32) | 0:42.95 [3] (0:10.03) | 0:32.92 [4] (0:10.61) | 0:22.31 [4] (0:10.98) | 0:11.33 [4] (0:11.33) |
| Average Speed [km/h] | 54.1 | 68.4 | 66.9 | 65.3 | 62.5 |
| Top Speed [km/h] | 69.5 | 70.2 | 68.8 | 67.9 | 65.9 |
| Avg. Dist. to Rail [m] | 1.6 | 2.5 | 2.7 | 1.2 | 3.2 |
| Avg. Stride Freq. [Hz] | 2.4 | 2.6 | 2.5 | 2.5 | 2.5 |
| Avg. Stride Length [m] | 6.1 | 7.7 | 7.5 | 7.1 | 6.9 |



- [] Ranking at each section and finish
- .-.- No data available at this section
- NA No data available



| | |
|--------------------------------|----------------|
| Horse/Jockey Name | Artie's Lad |
| Final Rank | 2 |
| Fastest Section Time (Section) | 0:09.98 (800m) |
| Top Speed [km/h] (Section) | 69.5 (Overall) |
| Race State | Finished |



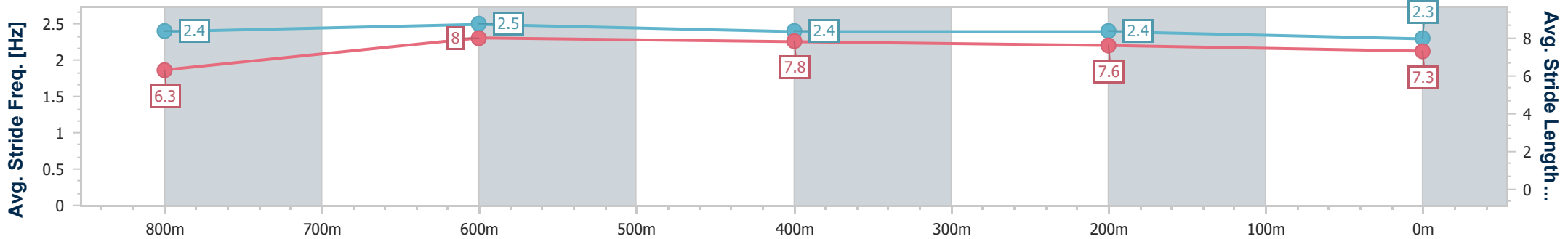
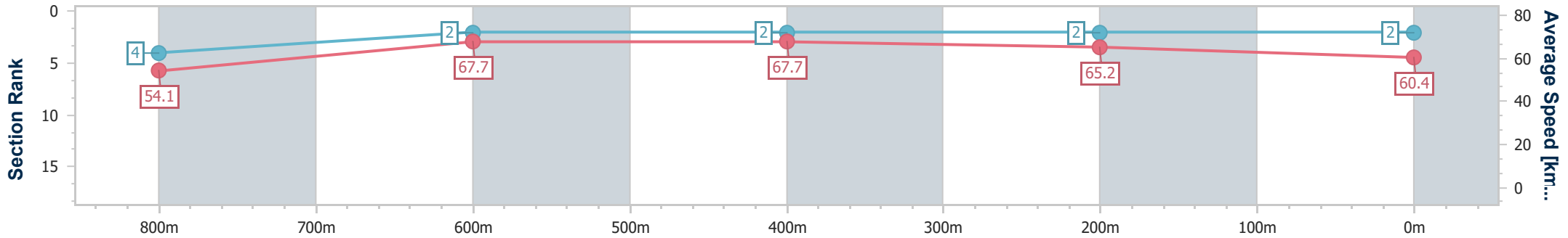
Townsville QLD Professional
Race 4: LADBROKES MATES MODE BENCHMARK 55
Handicap - 1000m

12 August 2023 - 13:10

Track Rating: Good 4, Weather: Fine, Rail Position: True Entire Course



| Section | Overall | 800m | 600m | 400m | 200m |
|------------------------|--------------------------|--------------------------|--------------------------|--------------------------|--------------------------|
| Section Times | 0:56.45 [2] (0:13.32) | 0:43.13 [4] (0:09.98) | 0:33.15 [2] (0:10.43) | 0:22.72 [2] (0:11.00) | 0:11.72 [2] (0:11.72) |
| Average Speed [km/h] | 54.1 | 67.7 | 67.7 | 65.2 | 60.4 |
| Top Speed [km/h] | 69.5 | 69.5 | 69.1 | 67.8 | 63.3 |
| Avg. Dist. to Rail [m] | 6.9 | 1.0 | 0.8 | 1.3 | 1.6 |
| Avg. Stride Freq. [Hz] | 2.4 | 2.5 | 2.4 | 2.4 | 2.3 |
| Avg. Stride Length [m] | 6.3 | 8.0 | 7.8 | 7.6 | 7.3 |



- [] Ranking at each section and finish
- .-.- No data available at this section
- NA No data available



| | |
|--------------------------------|------------------|
| Horse/Jockey Name | Sheez Marvellous |
| Final Rank | 3 |
| Fastest Section Time (Section) | 0:10.04 (800m) |
| Top Speed [km/h] (Section) | 70.4 (600m) |
| Race State | Finished |



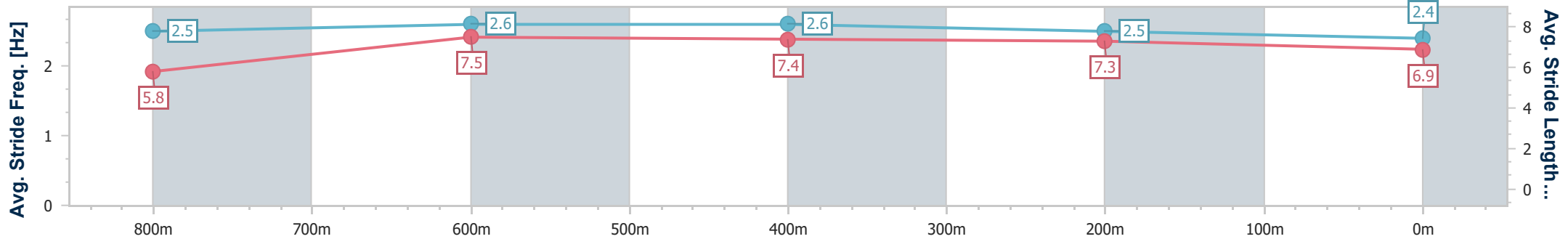
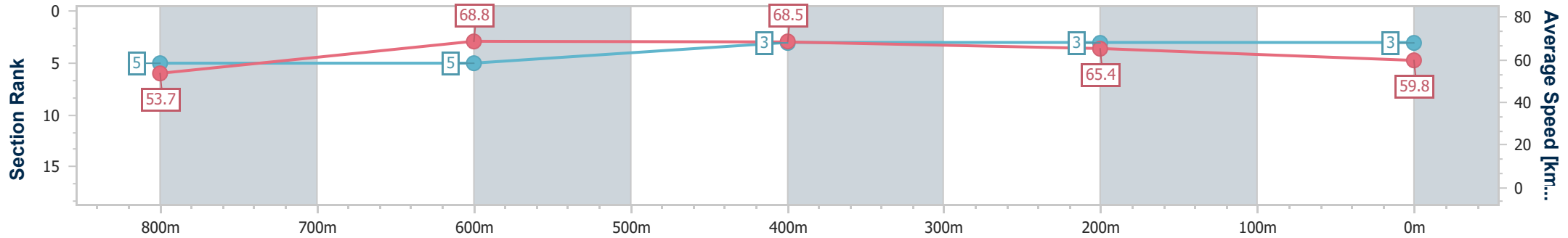
Townsville QLD Professional
Race 4: LADBROKES MATES MODE BENCHMARK 55
Handicap - 1000m

12 August 2023 - 13:10

Track Rating: Good 4, Weather: Fine, Rail Position: True Entire Course



| Section | Overall | 800m | 600m | 400m | 200m |
|------------------------|--------------------------|--------------------------|--------------------------|--------------------------|--------------------------|
| Section Times | 0:56.74 [3] (0:13.41) | 0:43.33 [5] (0:10.04) | 0:33.29 [5] (0:10.47) | 0:22.82 [3] (0:10.99) | 0:11.83 [3] (0:11.83) |
| Average Speed [km/h] | 53.7 | 68.8 | 68.5 | 65.4 | 59.8 |
| Top Speed [km/h] | 69.5 | 69.8 | 70.4 | 66.6 | 64.3 |
| Avg. Dist. to Rail [m] | 13.3 | 1.6 | 0.8 | 0.8 | 2.3 |
| Avg. Stride Freq. [Hz] | 2.5 | 2.6 | 2.6 | 2.5 | 2.4 |
| Avg. Stride Length [m] | 5.8 | 7.5 | 7.4 | 7.3 | 6.9 |



- [] Ranking at each section and finish
- .-.- No data available at this section
- NA No data available



| | |
|--------------------------------|----------------|
| Horse/Jockey Name | Haneda |
| Final Rank | 4 |
| Fastest Section Time (Section) | 0:10.12 (800m) |
| Top Speed [km/h] (Section) | 70.6 (800m) |
| Race State | Finished |



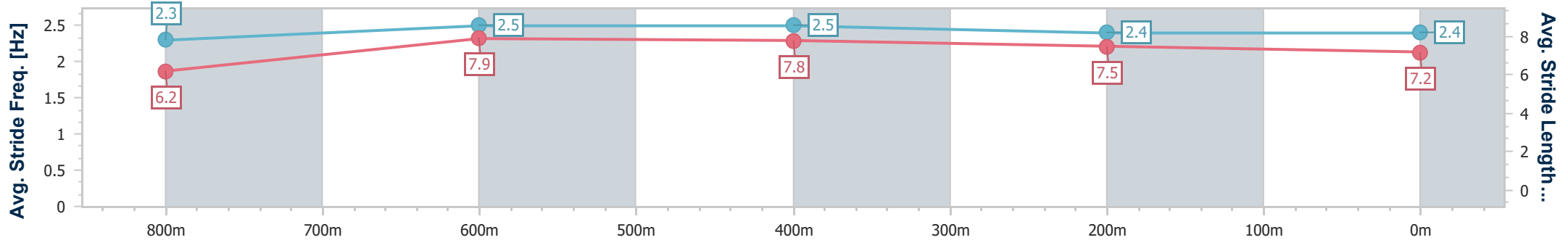
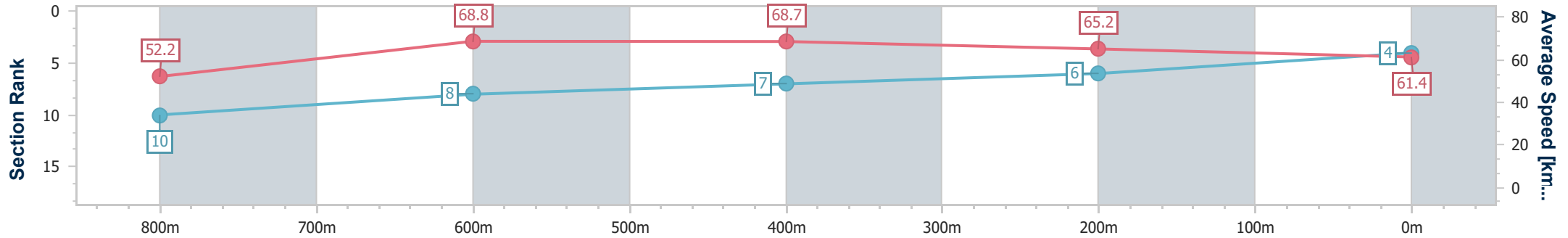
Townsville QLD Professional
Race 4: LADBROKES MATES MODE BENCHMARK 55
Handicap - 1000m

12 August 2023 - 13:10

Track Rating: Good 4, Weather: Fine, Rail Position: True Entire Course



| Section | Overall | 800m | 600m | 400m | 200m |
|------------------------|--------------------------|---------------------------|--------------------------|--------------------------|--------------------------|
| Section Times | 0:56.85 [4] (0:13.77) | 0:43.08 [10] (0:10.12) | 0:32.96 [8] (0:10.43) | 0:22.53 [7] (0:11.00) | 0:11.53 [6] (0:11.53) |
| Average Speed [km/h] | 52.2 | 68.8 | 68.7 | 65.2 | 61.4 |
| Top Speed [km/h] | 70.2 | 70.6 | 70.2 | 66.0 | 63.9 |
| Avg. Dist. to Rail [m] | 5.1 | 1.1 | 1.1 | 1.1 | 1.5 |
| Avg. Stride Freq. [Hz] | 2.3 | 2.5 | 2.5 | 2.4 | 2.4 |
| Avg. Stride Length [m] | 6.2 | 7.9 | 7.8 | 7.5 | 7.2 |



- [] Ranking at each section and finish
- .-.- No data available at this section
- NA No data available



| | |
|--------------------------------|----------------|
| Horse/Jockey Name | Super Vogue |
| Final Rank | 5 |
| Fastest Section Time (Section) | 0:10.38 (600m) |
| Top Speed [km/h] (Section) | 70.2 (800m) |
| Race State | Finished |



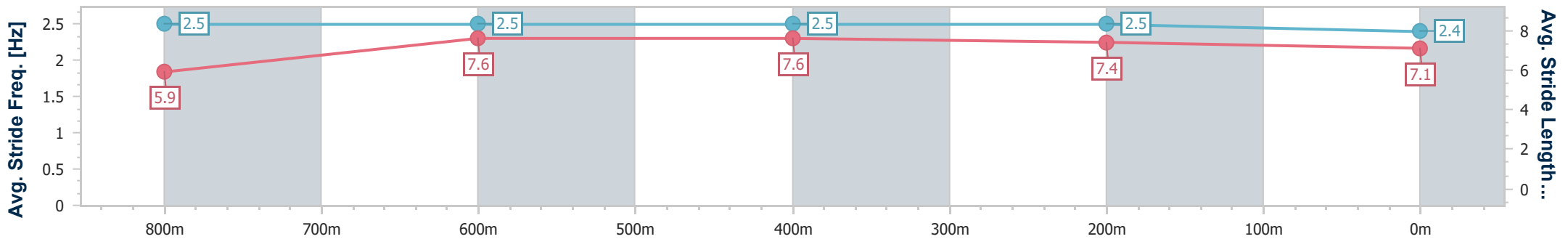
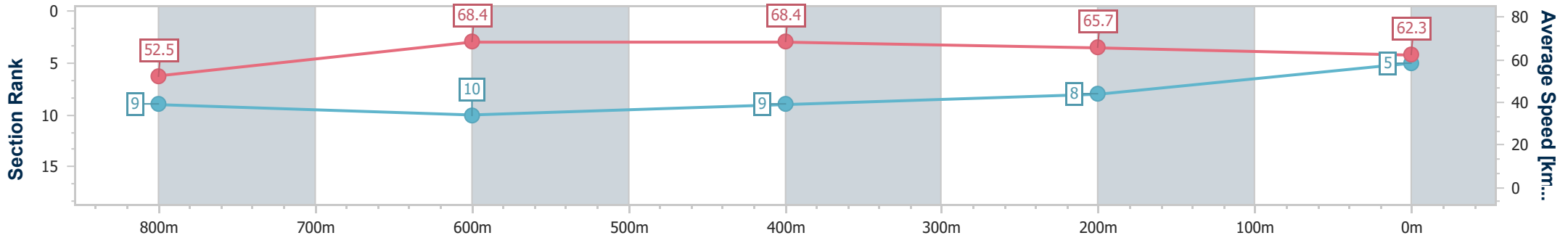
Townsville QLD Professional
Race 4: LADBROKES MATES MODE BENCHMARK 55
Handicap - 1000m

12 August 2023 - 13:10

Track Rating: Good 4, Weather: Fine, Rail Position: True Entire Course



| Section | Overall | 800m | 600m | 400m | 200m |
|------------------------|--------------------------|--------------------------|---------------------------|--------------------------|--------------------------|
| Section Times | 0:56.86 [5] (0:13.76) | 0:43.10 [9] (0:10.42) | 0:32.68 [10] (0:10.38) | 0:22.30 [9] (0:10.93) | 0:11.37 [8] (0:11.37) |
| Average Speed [km/h] | 52.5 | 68.4 | 68.4 | 65.7 | 62.3 |
| Top Speed [km/h] | 69.3 | 70.2 | 70.2 | 67.9 | 64.1 |
| Avg. Dist. to Rail [m] | 11.3 | 1.4 | 1.0 | 1.6 | 3.2 |
| Avg. Stride Freq. [Hz] | 2.5 | 2.5 | 2.5 | 2.5 | 2.4 |
| Avg. Stride Length [m] | 5.9 | 7.6 | 7.6 | 7.4 | 7.1 |



- [] Ranking at each section and finish
- .-.- No data available at this section
- NA No data available



| | |
|--------------------------------|----------------|
| Horse/Jockey Name | Saturday Vibes |
| Final Rank | 6 |
| Fastest Section Time (Section) | 0:09.81 (800m) |
| Top Speed [km/h] (Section) | 70.6 (800m) |
| Race State | Finished |



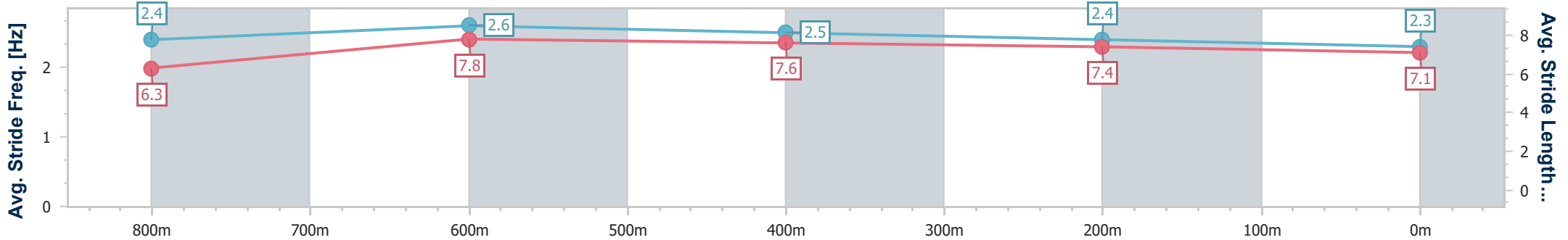
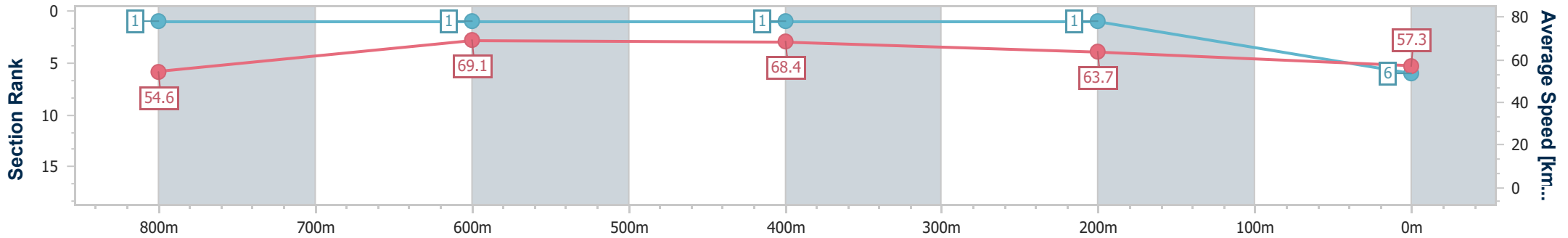
Townsville QLD Professional
Race 4: LADBROKES MATES MODE BENCHMARK 55
Handicap - 1000m

12 August 2023 - 13:10

Track Rating: Good 4, Weather: Fine, Rail Position: True Entire Course



| Section | Overall | 800m | 600m | 400m | 200m |
|------------------------|--------------------------|--------------------------|--------------------------|--------------------------|--------------------------|
| Section Times | 0:56.98 [6] (0:13.21) | 0:43.77 [1] (0:09.81) | 0:33.96 [1] (0:10.40) | 0:23.56 [1] (0:11.21) | 0:12.35 [1] (0:12.35) |
| Average Speed [km/h] | 54.6 | 69.1 | 68.4 | 63.7 | 57.3 |
| Top Speed [km/h] | 70.2 | 70.6 | 69.8 | 66.7 | 61.5 |
| Avg. Dist. to Rail [m] | 10.7 | 2.2 | 0.9 | 2.6 | 0.8 |
| Avg. Stride Freq. [Hz] | 2.4 | 2.6 | 2.5 | 2.4 | 2.3 |
| Avg. Stride Length [m] | 6.3 | 7.8 | 7.6 | 7.4 | 7.1 |



- [] Ranking at each section and finish
- .-.- No data available at this section
- NA No data available



| | |
|--------------------------------|----------------|
| Horse/Jockey Name | Impardoo |
| Final Rank | 7 |
| Fastest Section Time (Section) | 0:10.30 (800m) |
| Top Speed [km/h] (Section) | 70.2 (800m) |
| Race State | Finished |



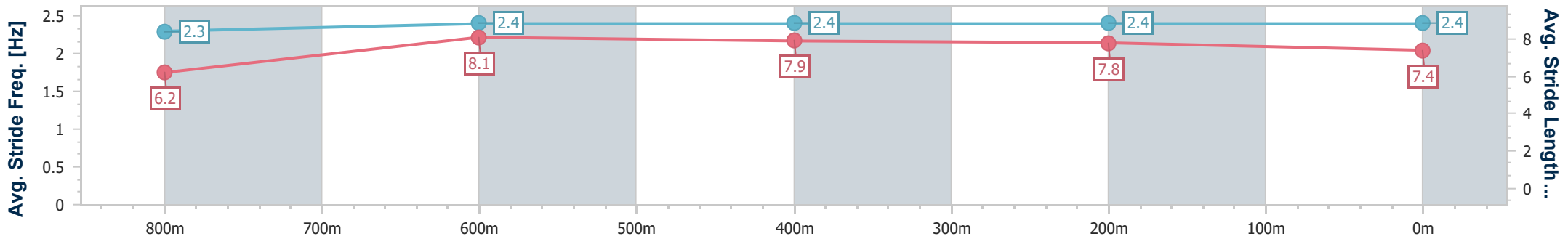
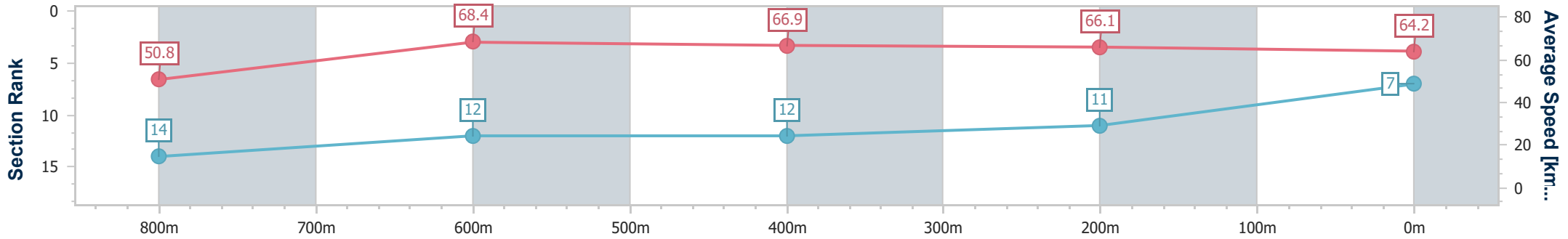
Townsville QLD Professional
Race 4: LADBROKES MATES MODE BENCHMARK 55
Handicap - 1000m

12 August 2023 - 13:10

Track Rating: Good 4, Weather: Fine, Rail Position: True Entire Course



| Section | Overall | 800m | 600m | 400m | 200m |
|------------------------|--------------------------|---------------------------|---------------------------|---------------------------|---------------------------|
| Section Times | 0:57.02 [7] (0:14.16) | 0:42.86 [14] (0:10.30) | 0:32.56 [12] (0:10.66) | 0:21.90 [12] (0:10.86) | 0:11.04 [11] (0:11.04) |
| Average Speed [km/h] | 50.8 | 68.4 | 66.9 | 66.1 | 64.2 |
| Top Speed [km/h] | 68.4 | 70.2 | 69.5 | 67.2 | 66.7 |
| Avg. Dist. to Rail [m] | 5.0 | 0.8 | 1.4 | 1.5 | 5.3 |
| Avg. Stride Freq. [Hz] | 2.3 | 2.4 | 2.4 | 2.4 | 2.4 |
| Avg. Stride Length [m] | 6.2 | 8.1 | 7.9 | 7.8 | 7.4 |



- [] Ranking at each section and finish
- .-.- No data available at this section
- NA No data available



| | |
|--------------------------------|----------------|
| Horse/Jockey Name | Enuff Roses |
| Final Rank | 8 |
| Fastest Section Time (Section) | 0:10.41 (800m) |
| Top Speed [km/h] (Section) | 70.2 (800m) |
| Race State | Finished |



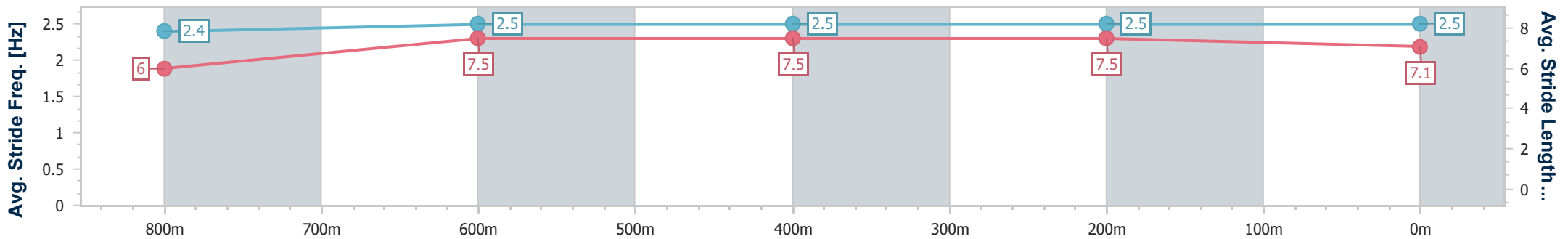
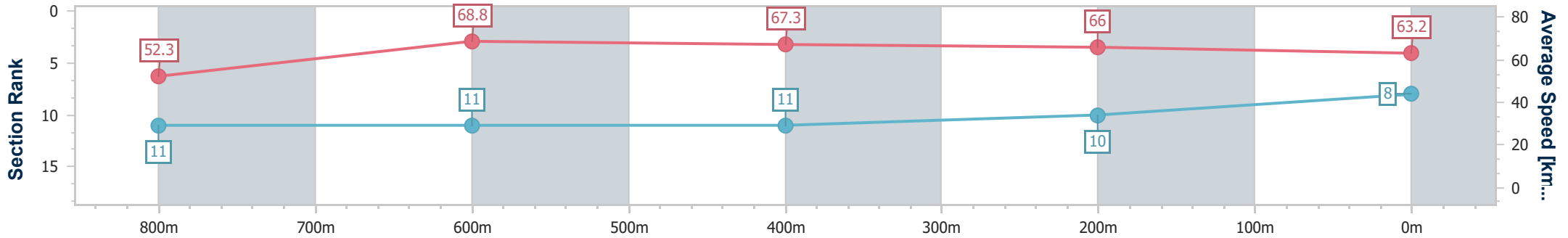
Townsville QLD Professional
Race 4: LADBROKES MATES MODE BENCHMARK 55
Handicap - 1000m

12 August 2023 - 13:10

Track Rating: Good 4, Weather: Fine, Rail Position: True Entire Course



| Section | Overall | 800m | 600m | 400m | 200m |
|------------------------|--------------------------|---------------------------|---------------------------|---------------------------|---------------------------|
| Section Times | 0:57.07 [8] (0:13.80) | 0:43.27 [11] (0:10.41) | 0:32.86 [11] (0:10.76) | 0:22.10 [11] (0:10.91) | 0:11.19 [10] (0:11.19) |
| Average Speed [km/h] | 52.3 | 68.8 | 67.3 | 66.0 | 63.2 |
| Top Speed [km/h] | 69.8 | 70.2 | 68.5 | 66.8 | 65.7 |
| Avg. Dist. to Rail [m] | 4.1 | 0.5 | 0.2 | 2.7 | 8.1 |
| Avg. Stride Freq. [Hz] | 2.4 | 2.5 | 2.5 | 2.5 | 2.5 |
| Avg. Stride Length [m] | 6.0 | 7.5 | 7.5 | 7.5 | 7.1 |



- [] Ranking at each section and finish
- .-.- No data available at this section
- NA No data available



| | |
|--------------------------------|----------------|
| Horse/Jockey Name | Wong Way |
| Final Rank | 9 |
| Fastest Section Time (Section) | 0:10.09 (800m) |
| Top Speed [km/h] (Section) | 69.8 (800m) |
| Race State | Finished |



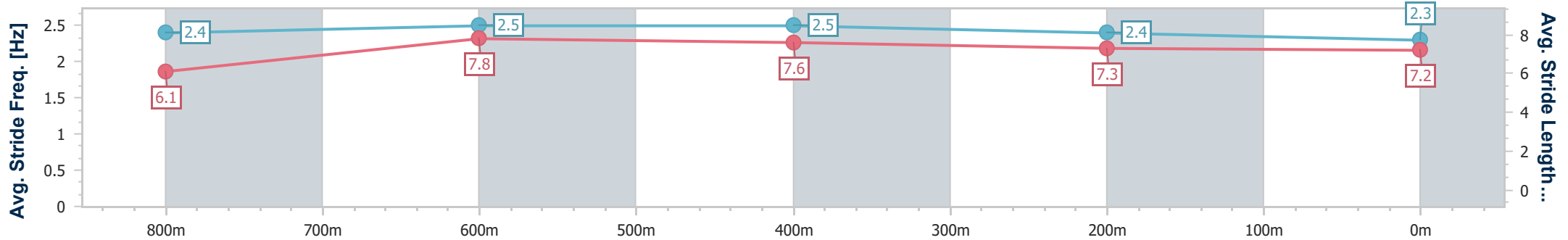
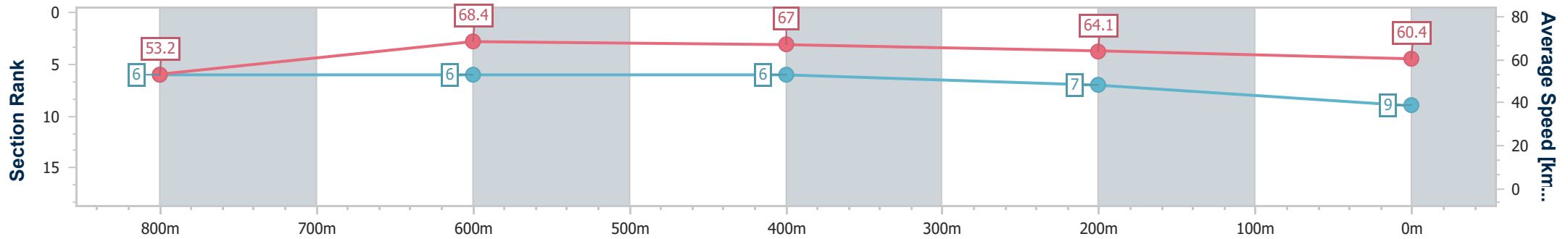
Townsville QLD Professional
Race 4: LADBROKES MATES MODE BENCHMARK 55
Handicap - 1000m

12 August 2023 - 13:10

Track Rating: Good 4, Weather: Fine, Rail Position: True Entire Course



| Section | Overall | 800m | 600m | 400m | 200m |
|------------------------|--------------------------|--------------------------|--------------------------|--------------------------|--------------------------|
| Section Times | 0:57.19 [9] (0:13.55) | 0:43.64 [6] (0:10.09) | 0:33.55 [6] (0:10.60) | 0:22.95 [6] (0:11.23) | 0:11.72 [7] (0:11.72) |
| Average Speed [km/h] | 53.2 | 68.4 | 67.0 | 64.1 | 60.4 |
| Top Speed [km/h] | 69.5 | 69.8 | 68.4 | 66.8 | 62.8 |
| Avg. Dist. to Rail [m] | 3.8 | 0.6 | 0.5 | 2.2 | 5.4 |
| Avg. Stride Freq. [Hz] | 2.4 | 2.5 | 2.5 | 2.4 | 2.3 |
| Avg. Stride Length [m] | 6.1 | 7.8 | 7.6 | 7.3 | 7.2 |



- [] Ranking at each section and finish
- .-.- No data available at this section
- NA No data available



| | |
|--------------------------------|----------------|
| Horse/Jockey Name | Kefalonia |
| Final Rank | 10 |
| Fastest Section Time (Section) | 0:10.17 (800m) |
| Top Speed [km/h] (Section) | 70.1 (600m) |
| Race State | Finished |



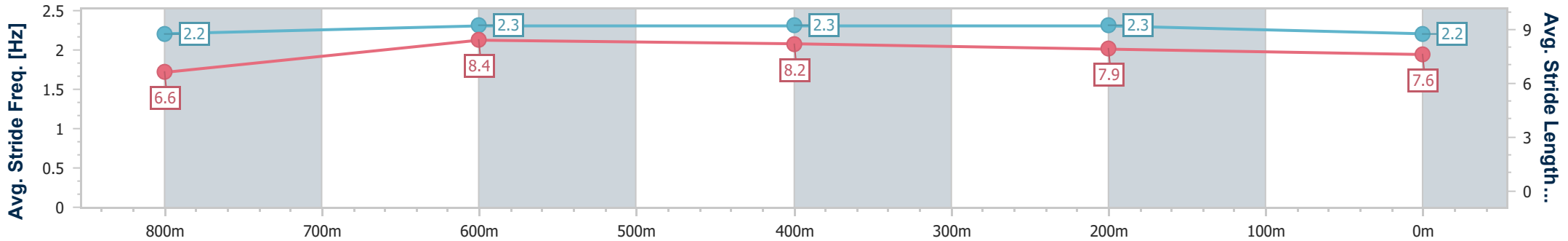
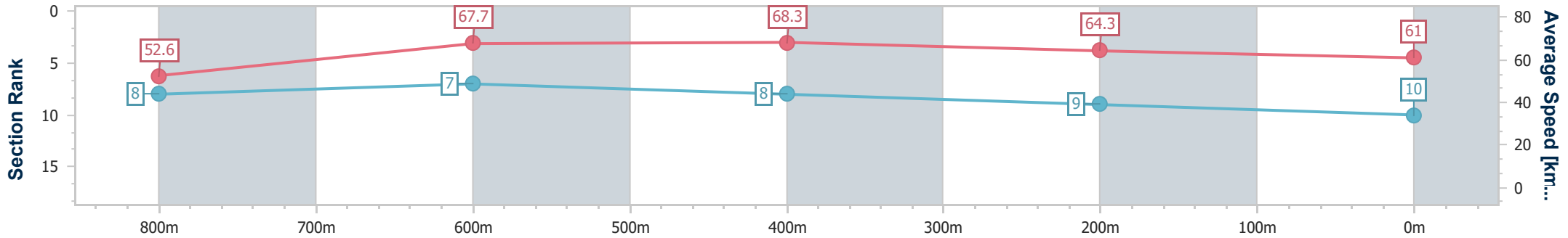
Townsville QLD Professional
Race 4: LADBROKES MATES MODE BENCHMARK 55
Handicap - 1000m

12 August 2023 - 13:10

Track Rating: Good 4, Weather: Fine, Rail Position: True Entire Course



| Section | Overall | 800m | 600m | 400m | 200m |
|------------------------|---------------------------|--------------------------|--------------------------|--------------------------|--------------------------|
| Section Times | 0:57.20 [10] (0:13.69) | 0:43.51 [8] (0:10.17) | 0:33.34 [7] (0:10.51) | 0:22.83 [8] (0:11.19) | 0:11.64 [9] (0:11.64) |
| Average Speed [km/h] | 52.6 | 67.7 | 68.3 | 64.3 | 61.0 |
| Top Speed [km/h] | 69.5 | 68.8 | 70.1 | 65.5 | 63.2 |
| Avg. Dist. to Rail [m] | 8.6 | 1.9 | 0.8 | 2.3 | 5.1 |
| Avg. Stride Freq. [Hz] | 2.2 | 2.3 | 2.3 | 2.3 | 2.2 |
| Avg. Stride Length [m] | 6.6 | 8.4 | 8.2 | 7.9 | 7.6 |



- [] Ranking at each section and finish
- .-.- No data available at this section
- NA No data available



| | |
|--------------------------------|----------------|
| Horse/Jockey Name | Brave Intent |
| Final Rank | 11 |
| Fastest Section Time (Section) | 0:10.61 (800m) |
| Top Speed [km/h] (Section) | 69.9 (Overall) |
| Race State | Finished |



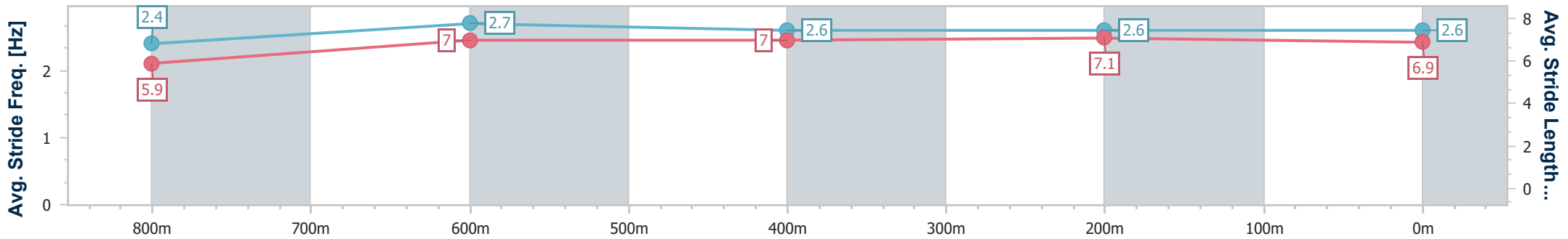
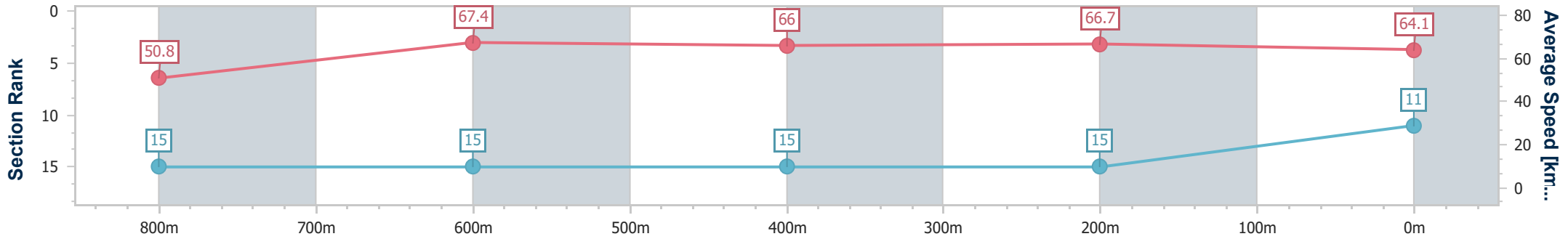
Townsville QLD Professional
Race 4: LADBROKES MATES MODE BENCHMARK 55
Handicap - 1000m

12 August 2023 - 13:10

Track Rating: Good 4, Weather: Fine, Rail Position: True Entire Course



| Section | Overall | 800m | 600m | 400m | 200m |
|------------------------|---------------------------|---------------------------|---------------------------|---------------------------|---------------------------|
| Section Times | 0:57.44 [11] (0:14.18) | 0:43.26 [15] (0:10.61) | 0:32.65 [15] (0:10.83) | 0:21.82 [15] (0:10.78) | 0:11.04 [15] (0:11.04) |
| Average Speed [km/h] | 50.8 | 67.4 | 66.0 | 66.7 | 64.1 |
| Top Speed [km/h] | 69.9 | 69.5 | 67.6 | 68.0 | 66.6 |
| Avg. Dist. to Rail [m] | 2.0 | 1.0 | 1.6 | 0.7 | 2.4 |
| Avg. Stride Freq. [Hz] | 2.4 | 2.7 | 2.6 | 2.6 | 2.6 |
| Avg. Stride Length [m] | 5.9 | 7.0 | 7.0 | 7.1 | 6.9 |



- [] Ranking at each section and finish
- .-.- No data available at this section
- NA No data available



| | |
|--------------------------------|----------------|
| Horse/Jockey Name | Picton |
| Final Rank | 12 |
| Fastest Section Time (Section) | 0:10.56 (800m) |
| Top Speed [km/h] (Section) | 69.7 (800m) |
| Race State | Finished |



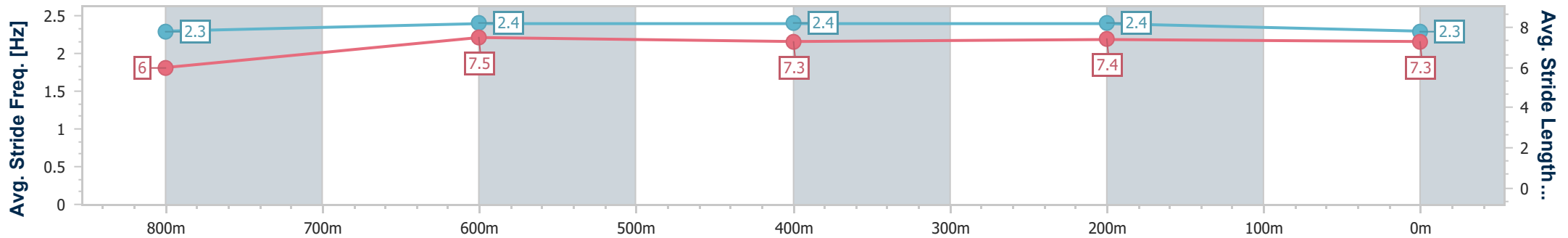
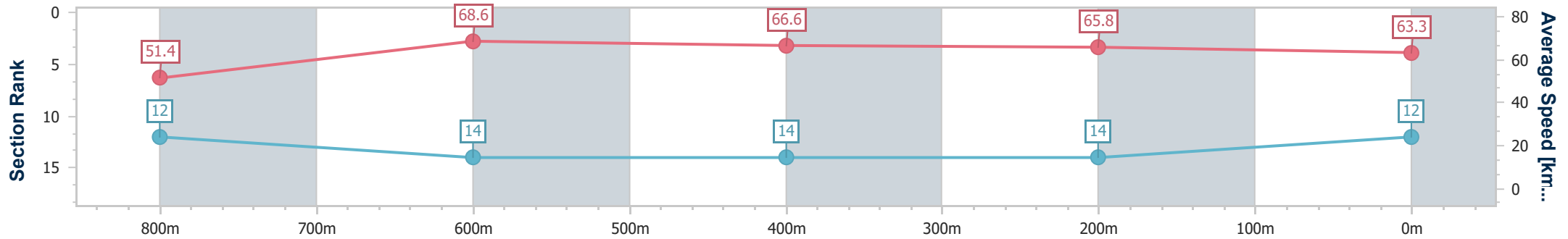
Townsville QLD Professional
Race 4: LADBROKES MATES MODE BENCHMARK 55
Handicap - 1000m

12 August 2023 - 13:10

Track Rating: Good 4, Weather: Fine, Rail Position: True Entire Course



| Section | Overall | 800m | 600m | 400m | 200m |
|------------------------|---------------------------|---------------------------|---------------------------|---------------------------|---------------------------|
| Section Times | 0:57.53 [12] (0:14.02) | 0:43.51 [12] (0:10.56) | 0:32.95 [14] (0:10.80) | 0:22.15 [14] (0:10.96) | 0:11.19 [14] (0:11.19) |
| Average Speed [km/h] | 51.4 | 68.6 | 66.6 | 65.8 | 63.3 |
| Top Speed [km/h] | 69.1 | 69.7 | 68.5 | 66.4 | 65.5 |
| Avg. Dist. to Rail [m] | 7.4 | 1.5 | 0.3 | 1.0 | 4.1 |
| Avg. Stride Freq. [Hz] | 2.3 | 2.4 | 2.4 | 2.4 | 2.3 |
| Avg. Stride Length [m] | 6.0 | 7.5 | 7.3 | 7.4 | 7.3 |



- [] Ranking at each section and finish
- .-.- No data available at this section
- NA No data available



| | |
|--------------------------------|----------------|
| Horse/Jockey Name | Time For Peace |
| Final Rank | 13 |
| Fastest Section Time (Section) | 0:10.05 (800m) |
| Top Speed [km/h] (Section) | 70.6 (800m) |
| Race State | Finished |



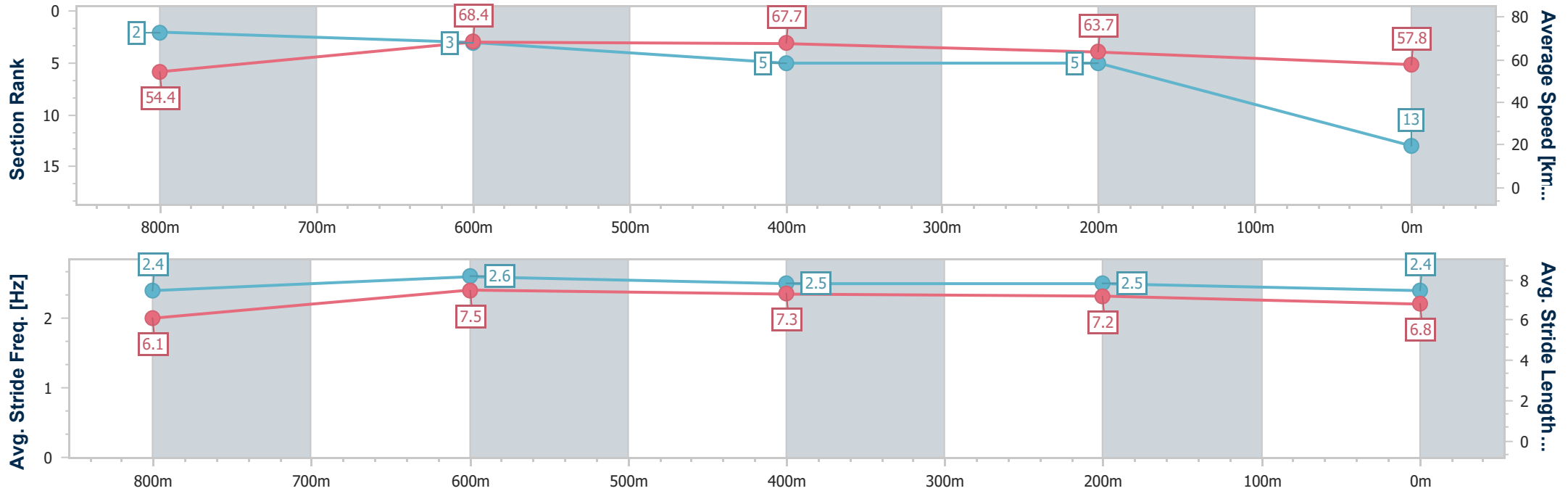
Townsville QLD Professional
Race 4: LADBROKES MATES MODE BENCHMARK 55
Handicap - 1000m

12 August 2023 - 13:10

Track Rating: Good 4, Weather: Fine, Rail Position: True Entire Course



| Section | Overall | 800m | 600m | 400m | 200m |
|------------------------|---------------------------|--------------------------|--------------------------|--------------------------|--------------------------|
| Section Times | 0:57.54 [13] (0:13.28) | 0:44.26 [2] (0:10.05) | 0:34.21 [3] (0:10.71) | 0:23.50 [5] (0:11.25) | 0:12.25 [5] (0:12.25) |
| Average Speed [km/h] | 54.4 | 68.4 | 67.7 | 63.7 | 57.8 |
| Top Speed [km/h] | 67.3 | 70.6 | 69.4 | 65.3 | 61.5 |
| Avg. Dist. to Rail [m] | 5.9 | 1.4 | 0.7 | 2.2 | 0.6 |
| Avg. Stride Freq. [Hz] | 2.4 | 2.6 | 2.5 | 2.5 | 2.4 |
| Avg. Stride Length [m] | 6.1 | 7.5 | 7.3 | 7.2 | 6.8 |



- [] Ranking at each section and finish
- .-.- No data available at this section
- NA No data available



| | |
|--------------------------------|----------------|
| Horse/Jockey Name | Ramblin' Man |
| Final Rank | 14 |
| Fastest Section Time (Section) | 0:10.47 (800m) |
| Top Speed [km/h] (Section) | 68.8 (800m) |
| Race State | Finished |



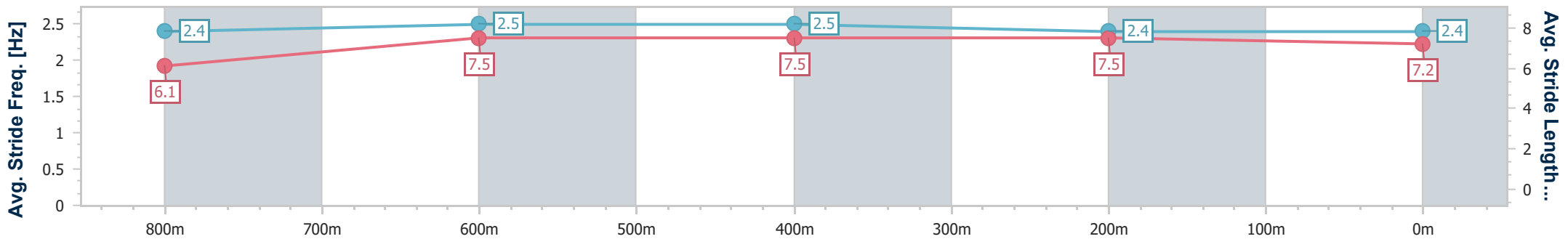
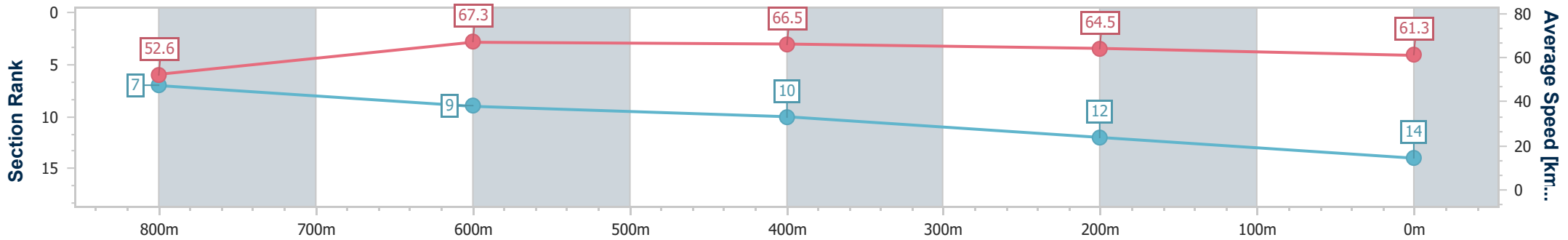
Townsville QLD Professional
Race 4: LADBROKES MATES MODE BENCHMARK 55
Handicap - 1000m

12 August 2023 - 13:10

Track Rating: Good 4, Weather: Fine, Rail Position: True Entire Course



| Section | Overall | 800m | 600m | 400m | 200m |
|------------------------|---------------------------|--------------------------|--------------------------|---------------------------|---------------------------|
| Section Times | 0:57.59 [14] (0:13.69) | 0:43.90 [7] (0:10.47) | 0:33.43 [9] (0:10.76) | 0:22.67 [10] (0:11.11) | 0:11.56 [12] (0:11.56) |
| Average Speed [km/h] | 52.6 | 67.3 | 66.5 | 64.5 | 61.3 |
| Top Speed [km/h] | 68.4 | 68.8 | 67.9 | 65.6 | 64.2 |
| Avg. Dist. to Rail [m] | 2.3 | 0.5 | 1.6 | 1.2 | 3.5 |
| Avg. Stride Freq. [Hz] | 2.4 | 2.5 | 2.5 | 2.4 | 2.4 |
| Avg. Stride Length [m] | 6.1 | 7.5 | 7.5 | 7.5 | 7.2 |



- [] Ranking at each section and finish
- .-.- No data available at this section
- NA No data available



| | |
|--------------------------------|----------------|
| Horse/Jockey Name | Dickin Medal |
| Final Rank | 15 |
| Fastest Section Time (Section) | 0:10.38 (800m) |
| Top Speed [km/h] (Section) | 70.2 (800m) |
| Race State | Finished |



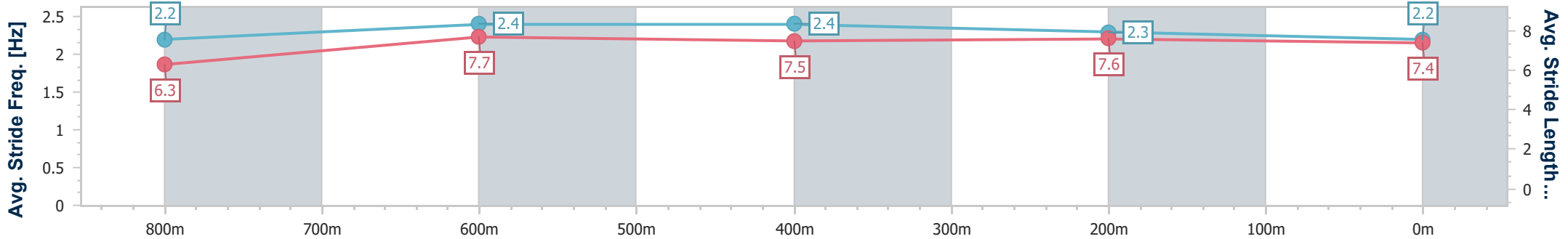
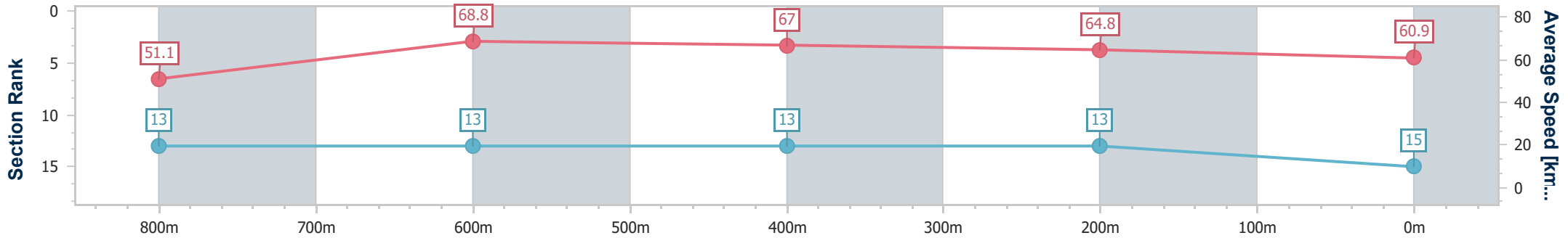
Townsville QLD Professional
Race 4: LADBROKES MATES MODE BENCHMARK 55
Handicap - 1000m

12 August 2023 - 13:10

Track Rating: Good 4, Weather: Fine, Rail Position: True Entire Course



| Section | Overall | 800m | 600m | 400m | 200m |
|------------------------|---------------------------|---------------------------|---------------------------|---------------------------|---------------------------|
| Section Times | 0:57.87 [15] (0:14.12) | 0:43.75 [13] (0:10.38) | 0:33.37 [13] (0:10.66) | 0:22.71 [13] (0:11.08) | 0:11.63 [13] (0:11.63) |
| Average Speed [km/h] | 51.1 | 68.8 | 67.0 | 64.8 | 60.9 |
| Top Speed [km/h] | 69.7 | 70.2 | 69.5 | 65.8 | 64.5 |
| Avg. Dist. to Rail [m] | 11.6 | 1.1 | 1.9 | 1.6 | 4.4 |
| Avg. Stride Freq. [Hz] | 2.2 | 2.4 | 2.4 | 2.3 | 2.2 |
| Avg. Stride Length [m] | 6.3 | 7.7 | 7.5 | 7.6 | 7.4 |



- [] Ranking at each section and finish
- .-.- No data available at this section
- NA No data available



| | |
|--------------------------------|----------------|
| Horse/Jockey Name | Vaporizing |
| Final Rank | 16 |
| Fastest Section Time (Section) | 0:09.97 (800m) |
| Top Speed [km/h] (Section) | 70.2 (800m) |
| Race State | Finished |



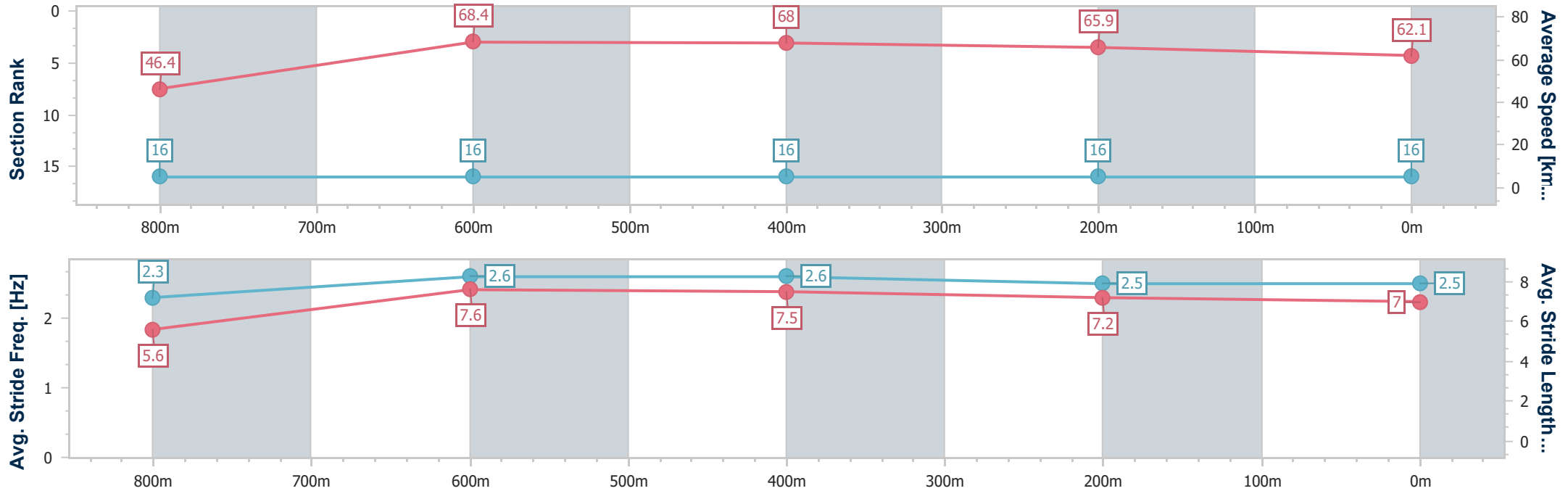
Townsville QLD Professional
 Race 4: LADBROKES MATES MODE BENCHMARK 55
 Handicap - 1000m

12 August 2023 - 13:10

Track Rating: Good 4, Weather: Fine, Rail Position: True Entire Course



| Section | Overall | 800m | 600m | 400m | 200m |
|------------------------|---------------------------|---------------------------|---------------------------|---------------------------|---------------------------|
| Section Times | 0:58.33 [16] (0:15.54) | 0:42.79 [16] (0:09.97) | 0:32.82 [16] (0:10.47) | 0:22.35 [16] (0:10.92) | 0:11.43 [16] (0:11.43) |
| Average Speed [km/h] | 46.4 | 68.4 | 68.0 | 65.9 | 62.1 |
| Top Speed [km/h] | 65.2 | 70.2 | 69.8 | 67.0 | 65.9 |
| Avg. Dist. to Rail [m] | 10.8 | 2.4 | 1.2 | 2.9 | 7.3 |
| Avg. Stride Freq. [Hz] | 2.3 | 2.6 | 2.6 | 2.5 | 2.5 |
| Avg. Stride Length [m] | 5.6 | 7.6 | 7.5 | 7.2 | 7.0 |



- [] Ranking at each section and finish
- .-.- No data available at this section
- NA No data available