



Townsville QLD Professional

Race 3: CITY LANE BENCHMARK 55 Handicap - 1000m



12 August 2023 - 12:34

Track Rating: Good 4, Weather: Fine, Rail Position: True Entire Course

Section		Overall						800m		600m		400m		200m		Last 600m	
Field Times		0:56.17						0:42.94		0:32.73		0:21.99		0:10.86		0:32.73	
		(0:13.23)						(0:10.21)		(0:10.74)		(0:11.13)		(0:10.86)			
Rank	TAB	Horse/Jockey	Barrier	Top Speed [km/h]	Fastest Section									Margin			Distance Travelled [m]
1	1	DEMON AWARD Rebecca Wilson	7	70.6 800m	0:10.22 800m	0:56.17 [1] (0:13.69)	0:42.48 [7] (0:10.22)	0:32.26 [7] (0:10.66)	0:21.60 [6] (0:10.77)	0:10.83 [2] (0:10.83)	0:56.17	0:32.26					
2	5	SUPPOSEDLY WICKED Isabella Teh	4	70.2 800m	0:10.47 800m	0:56.91 [2] (0:13.43)	0:43.48 [2] (0:10.47)	0:33.01 [6] (0:10.72)	0:22.29 [8] (0:10.99)	0:11.30 [7] (0:11.30)	4.3L	0:33.01				-2	
3	6	OUR ADDICTION Graham Kliese	14	70.6 800m	0:10.21 800m	0:56.92 [3] (0:13.23)	0:43.69 [1] (0:10.21)	0:33.48 [1] (0:10.74)	0:22.74 [1] (0:11.13)	0:11.61 [1] (0:11.61)	4.4L	0:33.48				-2	
4	11	BOOM RANGA Les Tilley	6	70.9 800m	0:10.05 800m	0:56.94 [4] (0:13.44)	0:43.50 [3] (0:10.05)	0:33.45 [2] (0:10.72)	0:22.73 [2] (0:11.14)	0:11.59 [3] (0:11.59)	4.5L	0:33.45				-1	
5	10	MIDAS STAR Scott Sheargold	5	70.6 800m	0:10.14 800m	0:57.13 [5] (0:13.85)	0:43.28 [11] (0:10.14)	0:33.14 [8] (0:10.61)	0:22.53 [7] (0:10.91)	0:11.62 [4] (0:11.62)	5.5L	0:33.14				-6	
6	13	ARROGANT HEART Lacey Morrison	1	70.6 800m	0:10.15 800m	0:57.20 [6] (0:13.46)	0:43.74 [4] (0:10.15)	0:33.59 [3] (0:10.78)	0:22.81 [3] (0:11.16)	0:11.65 [6] (0:11.65)	5.8L	0:33.59				-4	
7	3	INNER SPIRIT Ashley Butler	2	70.2 800m	0:10.24 800m	0:57.23 [7] (0:13.52)	0:43.71 [5] (0:10.24)	0:33.47 [5] (0:10.70)	0:22.77 [4] (0:11.08)	0:11.69 [5] (0:11.69)	6L	0:33.47				-2	
8	9	FREDDY BARBAROSSA Carl Spry	11	70.6 800m	0:10.13 800m	0:57.40 [8] (0:14.08)	0:43.32 [15] (0:10.13)	0:33.19 [11] (0:10.67)	0:22.52 [9] (0:10.96)	0:11.56 [8] (0:11.56)	6.8L	0:33.19				-3	
9	15	SOLOMON Nathan Day	12	70.6 800m	0:10.46 800m	0:57.45 [9] (0:13.83)	0:43.62 [10] (0:10.46)	0:33.16 [14] (0:10.61)	0:22.55 [11] (0:11.00)	0:11.55 [10] (0:11.55)	7L	0:33.16				+1	
10	7	SNAP CHAT Adam Sewell	16	69.8 800m	0:10.54 800m	0:57.53 [10] (0:13.99)	0:43.54 [14] (0:10.54)	0:33.00 [15] (0:10.66)	0:22.34 [14] (0:10.91)	0:11.43 [12] (0:11.43)	7.4L	0:33.00				+3	

Scratched: Sirfina (#2), Fudging (#8)

Report Created: Sat 12 August 2023 15:31 GMT+1 (Note: Timing is based on position data)

Page 1/17

[] Ranking at each section and finish
 -:-:- No data available at this section
 NA No data available

SCN Saddle cloth number
 DNF Did not finish
 DNT Did not track

data processed by TRIPLESDATA



Townsville QLD Professional

Race 3: CITY LANE BENCHMARK 55 Handicap - 1000m

12 August 2023 - 12:34



Track Rating: Good 4, Weather: Fine, Rail Position: True Entire Course

Section		Overall	800m	600m	400m	200m	Last 600m					
Field Times		0:56.17 (0:13.23)	0:42.94 (0:10.21)	0:32.73 (0:10.74)	0:21.99 (0:11.13)	0:10.86 (0:10.86)	0:32.73					
Rank	TAB Horse/Jockey	Barrier	Top Speed [km/h]	Fastest Section	Margin					Distance Travelled [m]		
11	12 SMART THINKER Stephen Wilson	9	70.6 800m	0:10.46 800m	0:57.58 [11] (0:13.74)	0:43.84 [8] (0:10.46)	0:33.38 [10] (0:10.70)	0:22.68 [10] (0:11.01)	0:11.67 [11] (0:11.67)	7.6L	0:33.38	+3
12	17 THE LOUT Nathan Thomas	13	70.2 800m	0:10.18 800m	0:57.69 [12] (0:13.90)	0:43.79 [13] (0:10.18)	0:33.61 [9] (0:10.88)	0:22.73 [12] (0:11.20)	0:11.53 [13] (0:11.53)	8.1L	0:33.61	+4
13	14 ELITE STANDARD Nor Yadi	10	69.8 800m	0:10.18 800m	0:58.01 [13] (0:13.58)	0:44.43 [6] (0:10.18)	0:34.25 [4] (0:10.81)	0:23.44 [5] (0:11.33)	0:12.11 [9] (0:12.11)	9.9L	0:34.25	-1
14	4 ALLANON Frank Edwards	15	69.5 800m	0:10.40 800m	0:58.10 [14] (0:13.86)	0:44.24 [12] (0:10.40)	0:33.84 [13] (0:10.77)	0:23.07 [13] (0:11.17)	0:11.90 [14] (0:11.90)	10.4L	0:33.84	+3
15	16 DELUSIONAL Morgan Butler	17	70.2 800m	0:10.44 800m	0:58.82 [15] (0:13.80)	0:45.02 [9] (0:10.44)	0:34.58 [12] (0:10.97)	0:23.61 [15] (0:11.48)	0:12.13 [15] (0:12.13)	14.7L	0:34.58	+5

Scratched: Sirfina (#2), Fudging (#8)

[] Ranking at each section and finish
 -:-:-:- No data available at this section
 NA No data available

SCN Saddle cloth number
 DNF Did not finish
 DNT Did not track



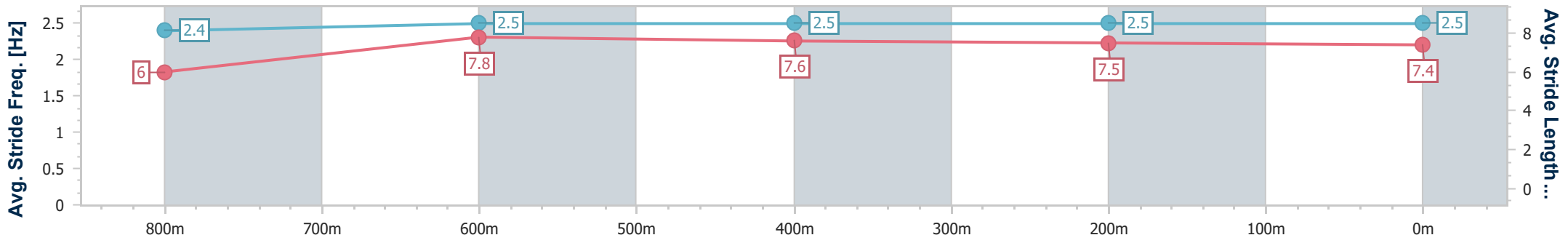
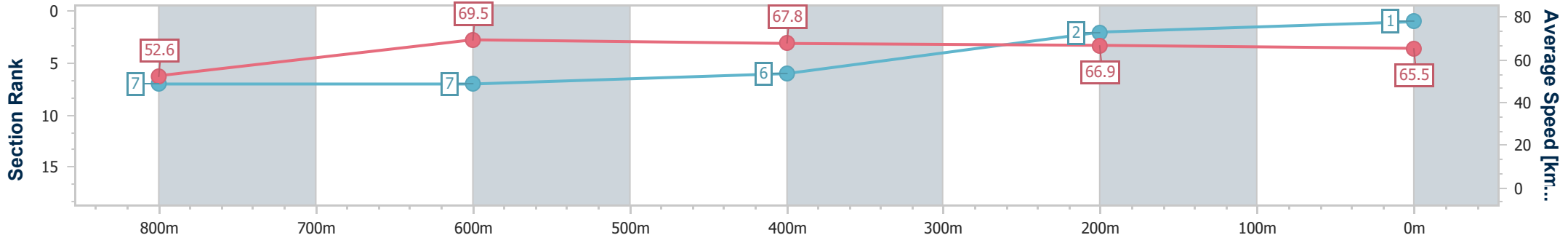
Horse/Jockey Name	Demon Award
Final Rank	1
Fastest Section Time (Section)	0:10.22 (800m)
Top Speed [km/h] (Section)	70.6 (800m)
Race State	Finished



Townsville QLD Professional
 Race 3: CITY LANE BENCHMARK 55 Handicap - 1000m
 12 August 2023 - 12:34
 Track Rating: Good 4, Weather: Fine, Rail Position: True Entire Course



Section	Overall	800m	600m	400m	200m
Section Times	0:56.17 [1] (0:13.69)	0:42.48 [7] (0:10.22)	0:32.26 [7] (0:10.66)	0:21.60 [6] (0:10.77)	0:10.83 [2] (0:10.83)
Average Speed [km/h]	52.6	69.5	67.8	66.9	65.5
Top Speed [km/h]	70.2	70.6	69.9	67.8	67.7
Avg. Dist. to Rail [m]	5.7	1.4	1.0	0.8	3.0
Avg. Stride Freq. [Hz]	2.4	2.5	2.5	2.5	2.5
Avg. Stride Length [m]	6.0	7.8	7.6	7.5	7.4



- [] Ranking at each section and finish
- .-.- No data available at this section
- NA No data available



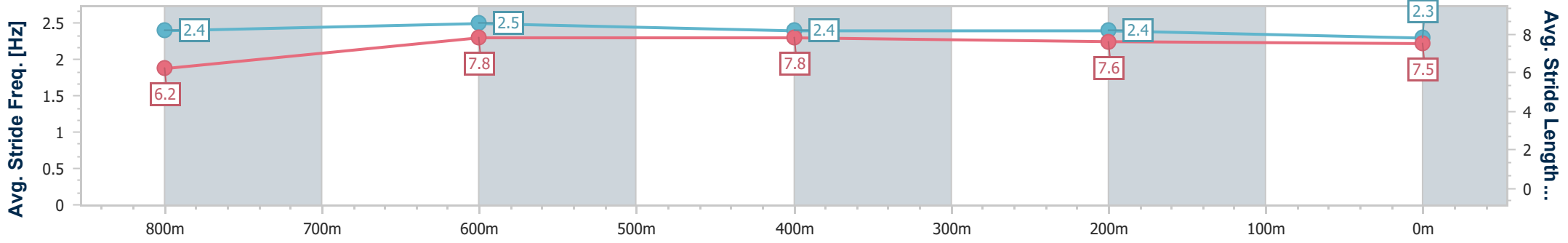
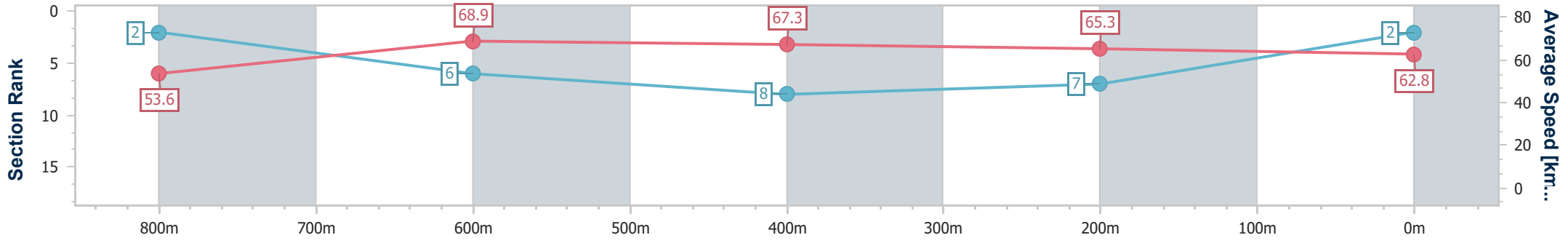
Horse/Jockey Name	Supposedly Wicked
Final Rank	2
Fastest Section Time (Section)	0:10.47 (800m)
Top Speed [km/h] (Section)	70.2 (800m)
Race State	Finished



Townsville QLD Professional
 Race 3: CITY LANE BENCHMARK 55 Handicap - 1000m
 12 August 2023 - 12:34
 Track Rating: Good 4, Weather: Fine, Rail Position: True Entire Course



Section	Overall	800m	600m	400m	200m
Section Times	0:56.91 [2] (0:13.43)	0:43.48 [2] (0:10.47)	0:33.01 [6] (0:10.72)	0:22.29 [8] (0:10.99)	0:11.30 [7] (0:11.30)
Average Speed [km/h]	53.6	68.9	67.3	65.3	62.8
Top Speed [km/h]	69.8	70.2	69.4	66.7	63.4
Avg. Dist. to Rail [m]	3.3	0.7	0.7	0.5	1.1
Avg. Stride Freq. [Hz]	2.4	2.5	2.4	2.4	2.3
Avg. Stride Length [m]	6.2	7.8	7.8	7.6	7.5



- [] Ranking at each section and finish
- .-.- No data available at this section
- NA No data available



Horse/Jockey Name	Our Addiction
Final Rank	3
Fastest Section Time (Section)	0:10.21 (800m)
Top Speed [km/h] (Section)	70.6 (800m)
Race State	Finished



Townsville QLD Professional

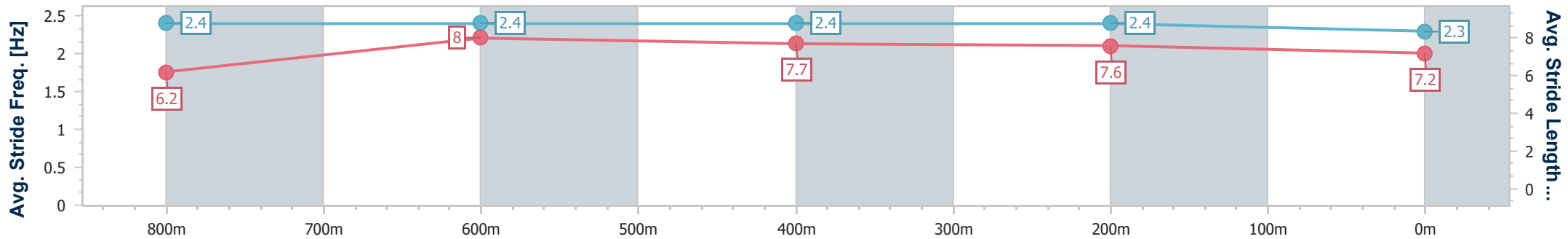
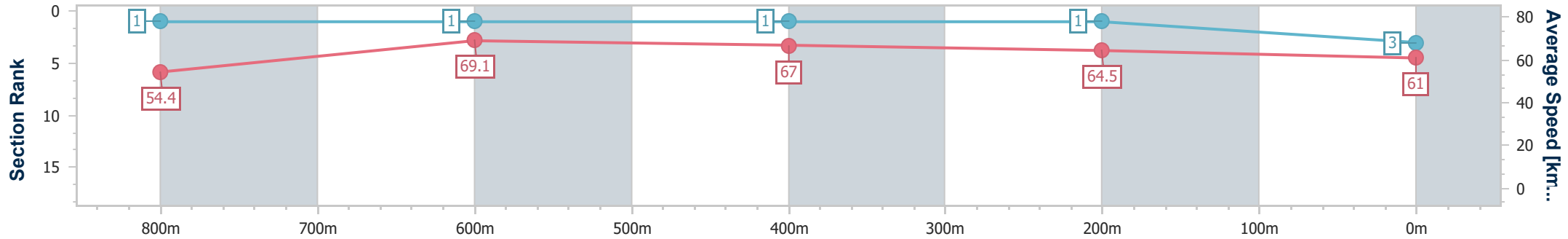
Race 3: CITY LANE BENCHMARK 55 Handicap - 1000m

12 August 2023 - 12:34

Track Rating: Good 4, Weather: Fine, Rail Position: True Entire Course



Section	Overall	800m	600m	400m	200m
Section Times	0:56.92 [3] (0:13.23)	0:43.69 [1] (0:10.21)	0:33.48 [1] (0:10.74)	0:22.74 [1] (0:11.13)	0:11.61 [1] (0:11.61)
Average Speed [km/h]	54.4	69.1	67.0	64.5	61.0
Top Speed [km/h]	70.2	70.6	68.8	65.4	63.1
Avg. Dist. to Rail [m]	10.6	1.3	0.6	1.0	0.9
Avg. Stride Freq. [Hz]	2.4	2.4	2.4	2.4	2.3
Avg. Stride Length [m]	6.2	8.0	7.7	7.6	7.2



- [] Ranking at each section and finish
- .-.- No data available at this section
- NA No data available



Horse/Jockey Name	Boom Ranga
Final Rank	4
Fastest Section Time (Section)	0:10.05 (800m)
Top Speed [km/h] (Section)	70.9 (800m)
Race State	Finished



Townsville QLD Professional

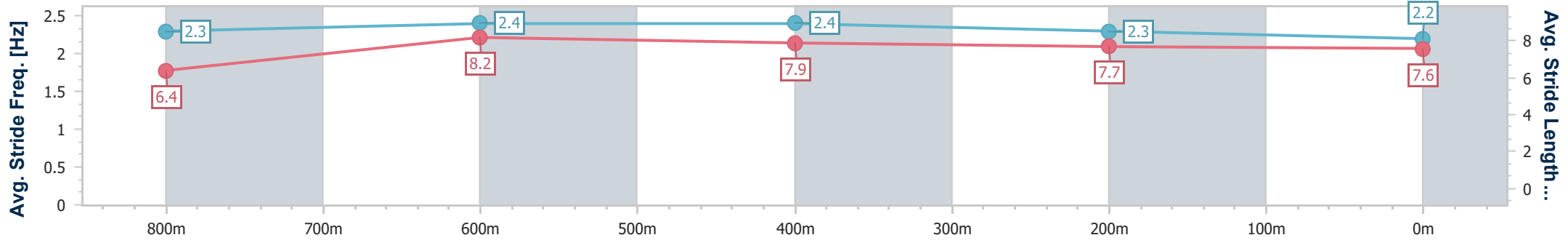
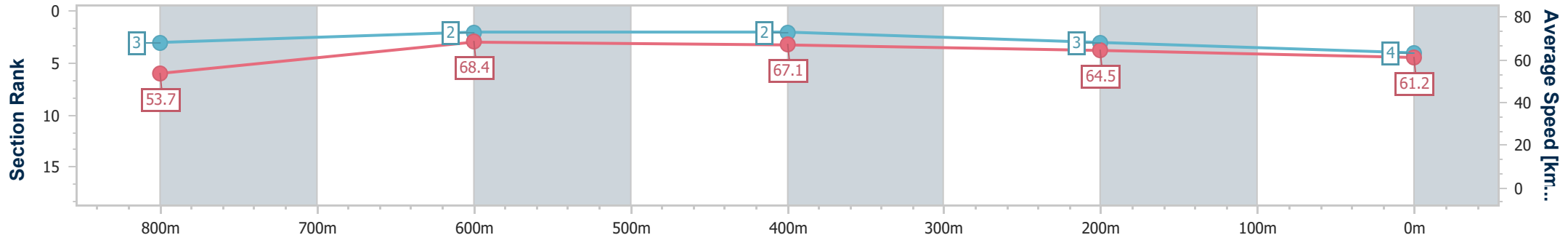
Race 3: CITY LANE BENCHMARK 55 Handicap - 1000m

12 August 2023 - 12:34

Track Rating: Good 4, Weather: Fine, Rail Position: True Entire Course



Section	Overall	800m	600m	400m	200m
Section Times	0:56.94 [4] (0:13.44)	0:43.50 [3] (0:10.05)	0:33.45 [2] (0:10.72)	0:22.73 [2] (0:11.14)	0:11.59 [3] (0:11.59)
Average Speed [km/h]	53.7	68.4	67.1	64.5	61.2
Top Speed [km/h]	69.1	70.9	69.5	65.7	63.7
Avg. Dist. to Rail [m]	5.5	1.4	0.8	0.7	1.4
Avg. Stride Freq. [Hz]	2.3	2.4	2.4	2.3	2.2
Avg. Stride Length [m]	6.4	8.2	7.9	7.7	7.6



- [] Ranking at each section and finish
- .-.- No data available at this section
- NA No data available



Horse/Jockey Name	Midas Star
Final Rank	5
Fastest Section Time (Section)	0:10.14 (800m)
Top Speed [km/h] (Section)	70.6 (800m)
Race State	Finished



Townsville QLD Professional

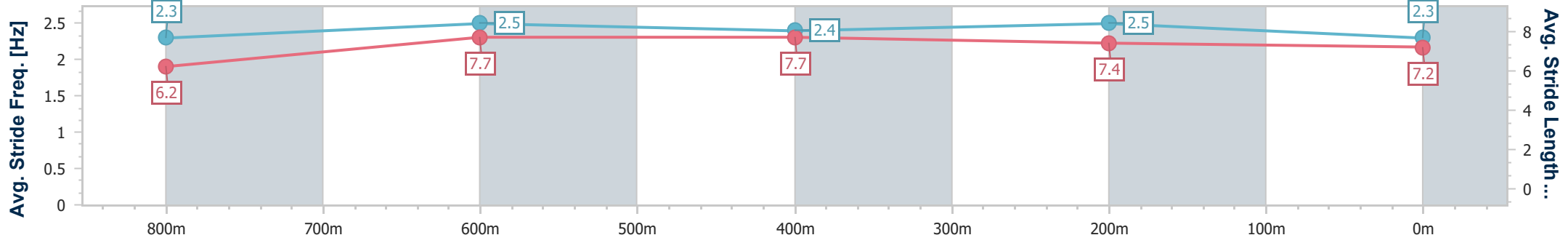
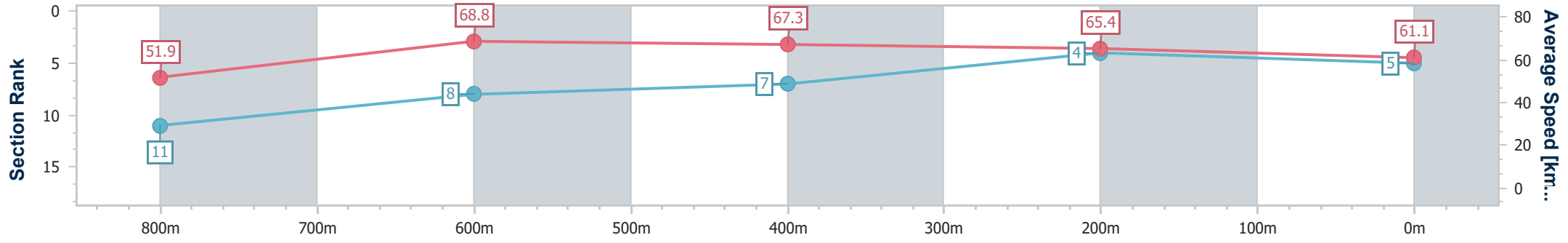
Race 3: CITY LANE BENCHMARK 55 Handicap - 1000m

12 August 2023 - 12:34

Track Rating: Good 4, Weather: Fine, Rail Position: True Entire Course



Section	Overall	800m	600m	400m	200m
Section Times	0:57.13 [5] (0:13.85)	0:43.28 [11] (0:10.14)	0:33.14 [8] (0:10.61)	0:22.53 [7] (0:10.91)	0:11.62 [4] (0:11.62)
Average Speed [km/h]	51.9	68.8	67.3	65.4	61.1
Top Speed [km/h]	69.5	70.6	69.1	67.1	63.3
Avg. Dist. to Rail [m]	3.2	1.3	1.6	2.6	0.8
Avg. Stride Freq. [Hz]	2.3	2.5	2.4	2.5	2.3
Avg. Stride Length [m]	6.2	7.7	7.7	7.4	7.2



- [] Ranking at each section and finish
- .-.-.- No data available at this section
- NA No data available



Horse/Jockey Name	Arrogant Heart
Final Rank	6
Fastest Section Time (Section)	0:10.15 (800m)
Top Speed [km/h] (Section)	70.6 (800m)
Race State	Finished



Townsville QLD Professional

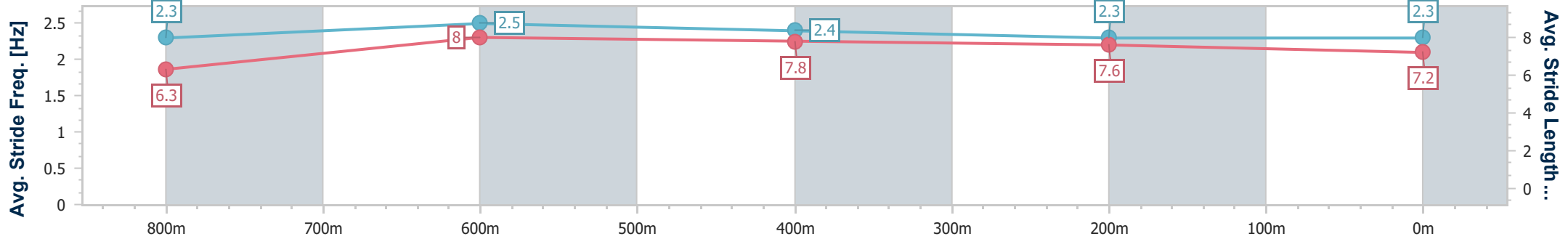
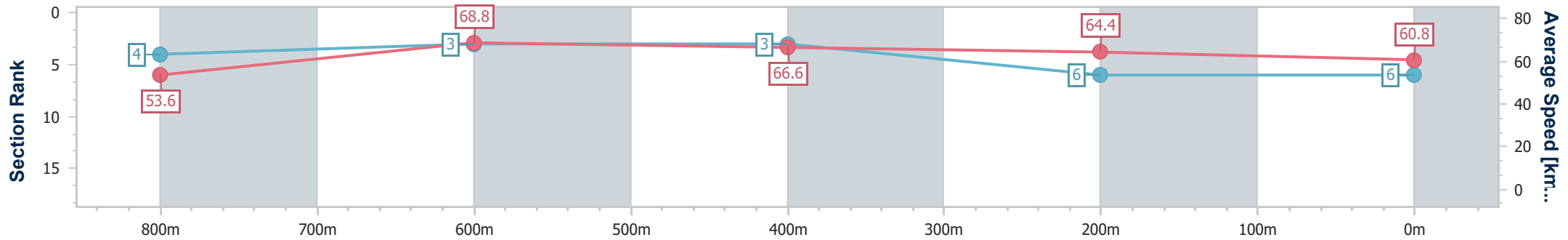
Race 3: CITY LANE BENCHMARK 55 Handicap - 1000m

12 August 2023 - 12:34

Track Rating: Good 4, Weather: Fine, Rail Position: True Entire Course



Section	Overall	800m	600m	400m	200m
Section Times	0:57.20 [6] (0:13.46)	0:43.74 [4] (0:10.15)	0:33.59 [3] (0:10.78)	0:22.81 [3] (0:11.16)	0:11.65 [6] (0:11.65)
Average Speed [km/h]	53.6	68.8	66.6	64.4	60.8
Top Speed [km/h]	70.2	70.6	68.2	66.4	62.8
Avg. Dist. to Rail [m]	2.2	0.4	0.6	0.8	2.7
Avg. Stride Freq. [Hz]	2.3	2.5	2.4	2.3	2.3
Avg. Stride Length [m]	6.3	8.0	7.8	7.6	7.2



- [] Ranking at each section and finish
- .-.- No data available at this section
- NA No data available



Horse/Jockey Name	Inner Spirit
Final Rank	7
Fastest Section Time (Section)	0:10.24 (800m)
Top Speed [km/h] (Section)	70.2 (800m)
Race State	Finished



Townsville QLD Professional

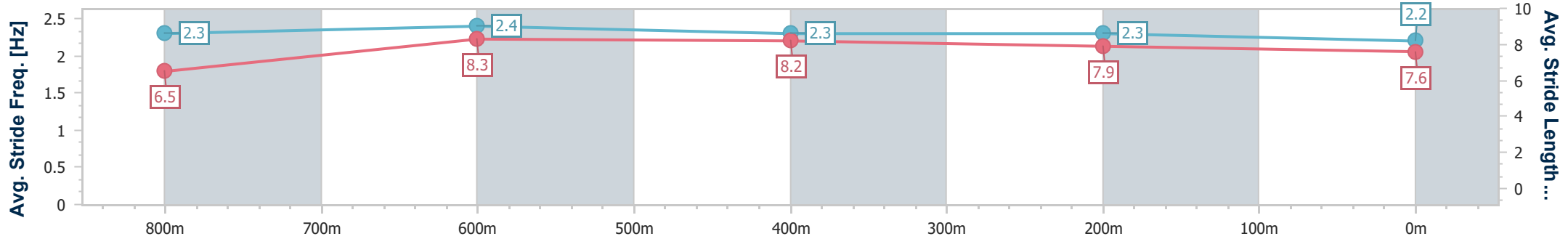
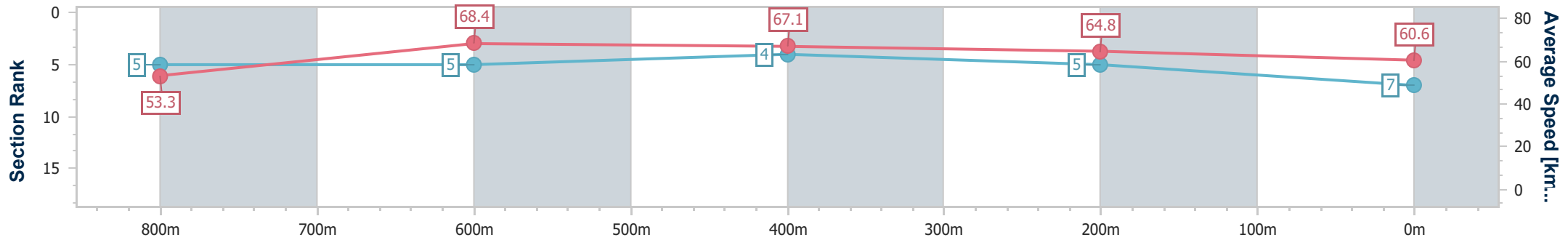
Race 3: CITY LANE BENCHMARK 55 Handicap - 1000m

12 August 2023 - 12:34

Track Rating: Good 4, Weather: Fine, Rail Position: True Entire Course



Section	Overall	800m	600m	400m	200m
Section Times	0:57.23 [7] (0:13.52)	0:43.71 [5] (0:10.24)	0:33.47 [5] (0:10.70)	0:22.77 [4] (0:11.08)	0:11.69 [5] (0:11.69)
Average Speed [km/h]	53.3	68.4	67.1	64.8	60.6
Top Speed [km/h]	68.8	70.2	68.5	65.8	63.5
Avg. Dist. to Rail [m]	2.3	1.5	1.0	1.0	1.8
Avg. Stride Freq. [Hz]	2.3	2.4	2.3	2.3	2.2
Avg. Stride Length [m]	6.5	8.3	8.2	7.9	7.6



- [] Ranking at each section and finish
- .-.- No data available at this section
- NA No data available



Horse/Jockey Name	Freddy Barbarossa
Final Rank	8
Fastest Section Time (Section)	0:10.13 (800m)
Top Speed [km/h] (Section)	70.6 (800m)
Race State	Finished



Townsville QLD Professional

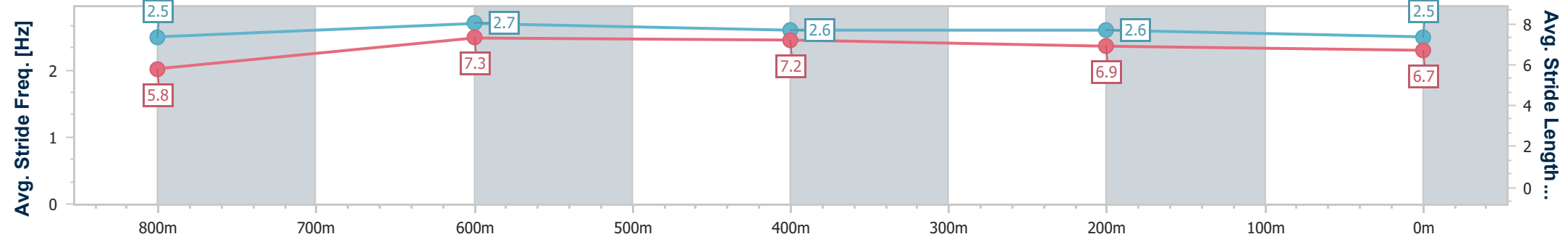
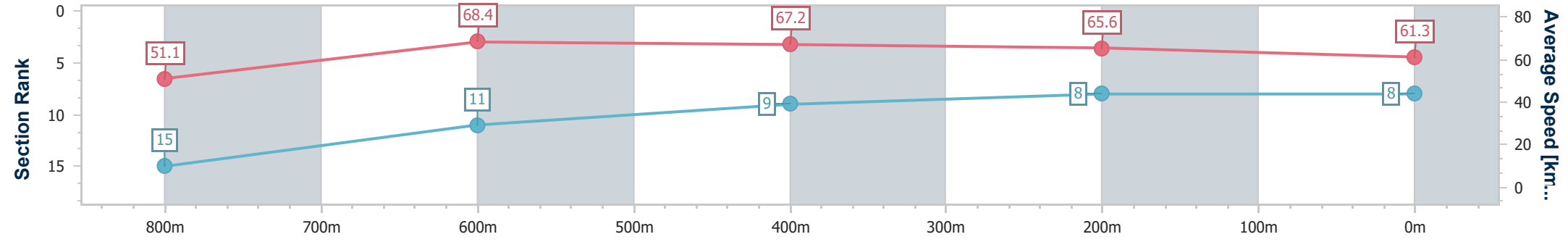
Race 3: CITY LANE BENCHMARK 55 Handicap - 1000m

12 August 2023 - 12:34

Track Rating: Good 4, Weather: Fine, Rail Position: True Entire Course



Section	Overall	800m	600m	400m	200m
Section Times	0:57.40 [8] (0:14.08)	0:43.32 [15] (0:10.13)	0:33.19 [11] (0:10.67)	0:22.52 [9] (0:10.96)	0:11.56 [8] (0:11.56)
Average Speed [km/h]	51.1	68.4	67.2	65.6	61.3
Top Speed [km/h]	70.2	70.6	69.1	66.5	63.9
Avg. Dist. to Rail [m]	6.7	0.7	0.8	1.3	4.1
Avg. Stride Freq. [Hz]	2.5	2.7	2.6	2.6	2.5
Avg. Stride Length [m]	5.8	7.3	7.2	6.9	6.7



- [] Ranking at each section and finish
- .-.- No data available at this section
- NA No data available



Horse/Jockey Name	Solomon
Final Rank	9
Fastest Section Time (Section)	0:10.46 (800m)
Top Speed [km/h] (Section)	70.6 (800m)
Race State	Finished



Townsville QLD Professional

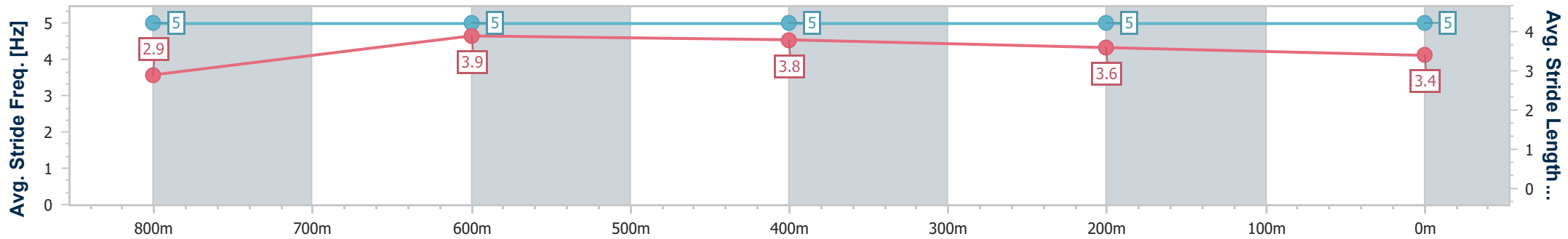
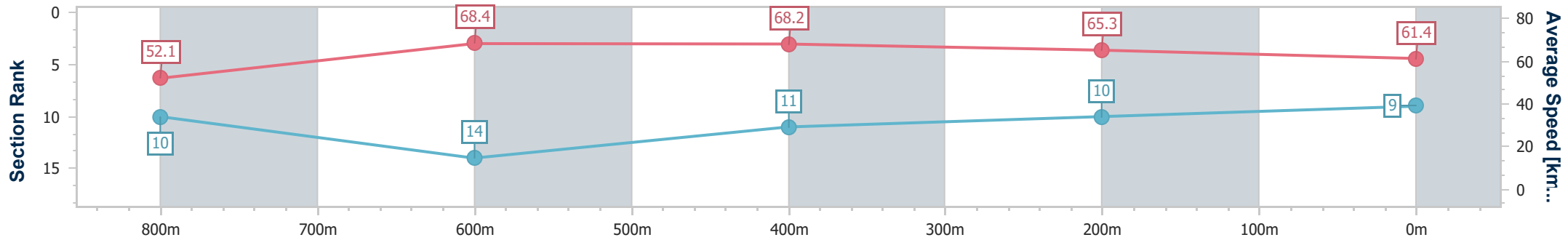
Race 3: CITY LANE BENCHMARK 55 Handicap - 1000m

12 August 2023 - 12:34

Track Rating: Good 4, Weather: Fine, Rail Position: True Entire Course



Section	Overall	800m	600m	400m	200m
Section Times	0:57.45 [9] (0:13.83)	0:43.62 [10] (0:10.46)	0:33.16 [14] (0:10.61)	0:22.55 [11] (0:11.00)	0:11.55 [10] (0:11.55)
Average Speed [km/h]	52.1	68.4	68.2	65.3	61.4
Top Speed [km/h]	69.8	70.6	69.7	68.0	63.4
Avg. Dist. to Rail [m]	9.4	3.6	1.7	1.0	1.0
Avg. Stride Freq. [Hz]	5.0	5.0	5.0	5.0	5.0
Avg. Stride Length [m]	2.9	3.9	3.8	3.6	3.4



- [] Ranking at each section and finish
- .-.- No data available at this section
- NA No data available



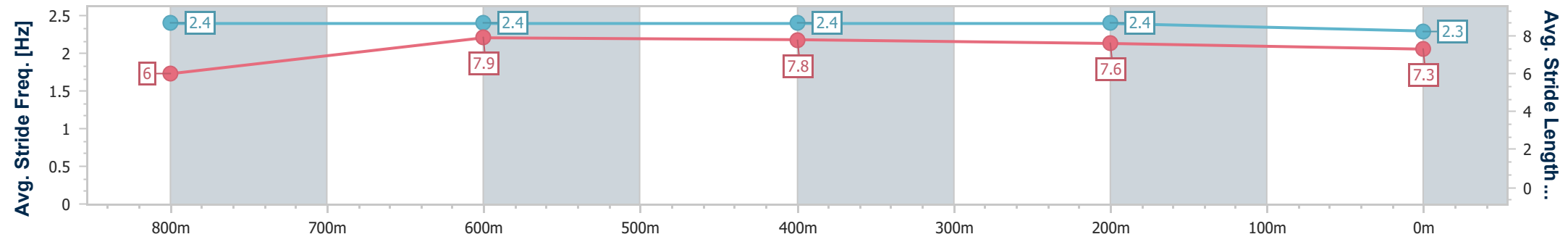
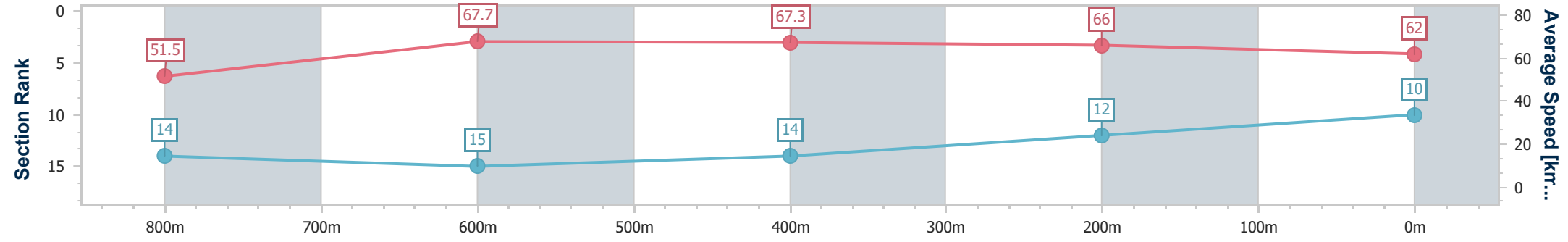
Horse/Jockey Name	Snap Chat
Final Rank	10
Fastest Section Time (Section)	0:10.54 (800m)
Top Speed [km/h] (Section)	69.8 (800m)
Race State	Finished



Townsville QLD Professional
Race 3: CITY LANE BENCHMARK 55 Handicap - 1000m
 12 August 2023 - 12:34
 Track Rating: Good 4, Weather: Fine, Rail Position: True Entire Course



Section	Overall	800m	600m	400m	200m
Section Times	0:57.53 [10] (0:13.99)	0:43.54 [14] (0:10.54)	0:33.00 [15] (0:10.66)	0:22.34 [14] (0:10.91)	0:11.43 [12] (0:11.43)
Average Speed [km/h]	51.5	67.7	67.3	66.0	62.0
Top Speed [km/h]	69.5	69.8	69.5	67.3	64.3
Avg. Dist. to Rail [m]	14.3	4.9	1.5	1.2	1.1
Avg. Stride Freq. [Hz]	2.4	2.4	2.4	2.4	2.3
Avg. Stride Length [m]	6.0	7.9	7.8	7.6	7.3



- [] Ranking at each section and finish
- .-.- No data available at this section
- NA No data available



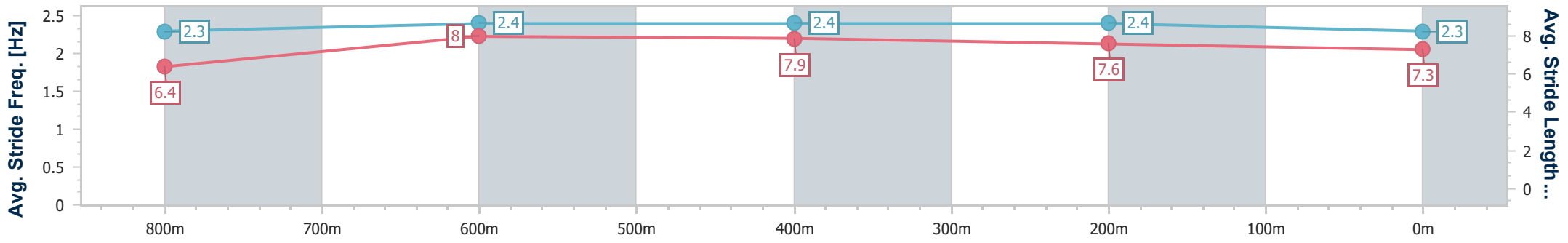
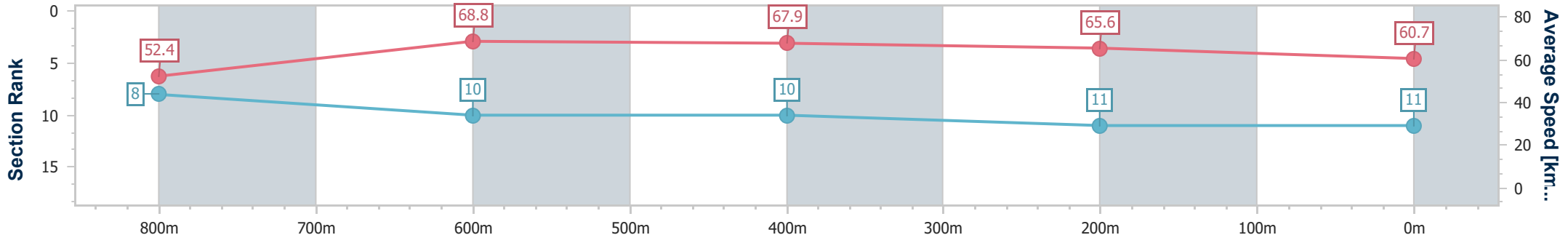
Horse/Jockey Name	Smart Thinker
Final Rank	11
Fastest Section Time (Section)	0:10.46 (800m)
Top Speed [km/h] (Section)	70.6 (800m)
Race State	Finished



Townsville QLD Professional
 Race 3: CITY LANE BENCHMARK 55 Handicap - 1000m
 12 August 2023 - 12:34
 Track Rating: Good 4, Weather: Fine, Rail Position: True Entire Course



Section	Overall	800m	600m	400m	200m
Section Times	0:57.58 [11] (0:13.74)	0:43.84 [8] (0:10.46)	0:33.38 [10] (0:10.70)	0:22.68 [10] (0:11.01)	0:11.67 [11] (0:11.67)
Average Speed [km/h]	52.4	68.8	67.9	65.6	60.7
Top Speed [km/h]	69.8	70.6	69.5	66.2	63.3
Avg. Dist. to Rail [m]	7.2	3.3	2.0	2.9	6.1
Avg. Stride Freq. [Hz]	2.3	2.4	2.4	2.4	2.3
Avg. Stride Length [m]	6.4	8.0	7.9	7.6	7.3



- [] Ranking at each section and finish
- .-.- No data available at this section
- NA No data available



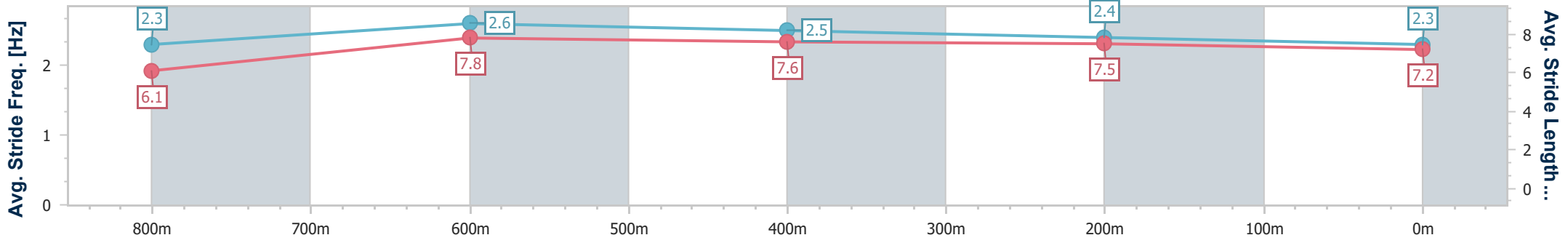
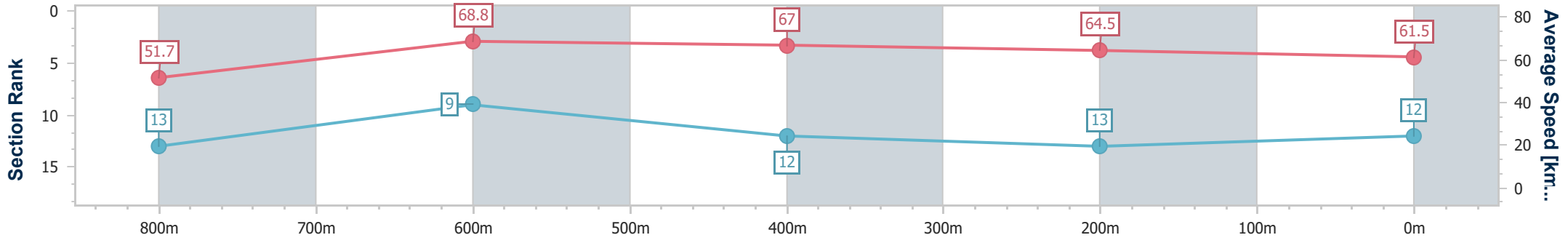
Horse/Jockey Name	The Lout
Final Rank	12
Fastest Section Time (Section)	0:10.18 (800m)
Top Speed [km/h] (Section)	70.2 (800m)
Race State	Finished



Townsville QLD Professional
 Race 3: CITY LANE BENCHMARK 55 Handicap - 1000m
 12 August 2023 - 12:34
 Track Rating: Good 4, Weather: Fine, Rail Position: True Entire Course



Section	Overall	800m	600m	400m	200m
Section Times	0:57.69 [12] (0:13.90)	0:43.79 [13] (0:10.18)	0:33.61 [9] (0:10.88)	0:22.73 [12] (0:11.20)	0:11.53 [13] (0:11.53)
Average Speed [km/h]	51.7	68.8	67.0	64.5	61.5
Top Speed [km/h]	69.5	70.2	69.1	65.8	64.8
Avg. Dist. to Rail [m]	10.7	3.5	2.5	3.0	5.0
Avg. Stride Freq. [Hz]	2.3	2.6	2.5	2.4	2.3
Avg. Stride Length [m]	6.1	7.8	7.6	7.5	7.2



- [] Ranking at each section and finish
- .-.- No data available at this section
- NA No data available



Horse/Jockey Name	Elite Standard
Final Rank	13
Fastest Section Time (Section)	0:10.18 (800m)
Top Speed [km/h] (Section)	69.8 (800m)
Race State	Finished



Townsville QLD Professional

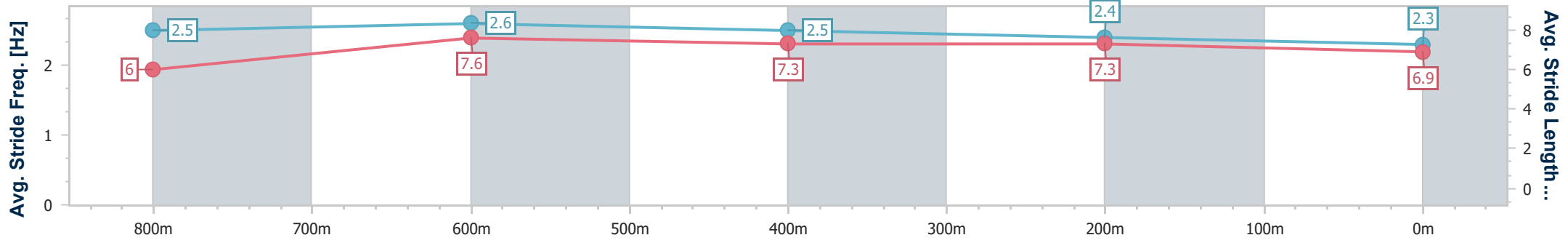
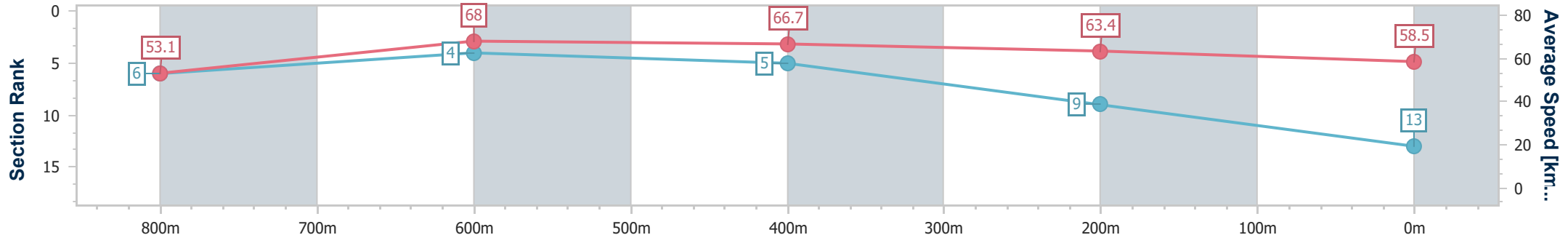
Race 3: CITY LANE BENCHMARK 55 Handicap - 1000m

12 August 2023 - 12:34

Track Rating: Good 4, Weather: Fine, Rail Position: True Entire Course



Section	Overall	800m	600m	400m	200m
Section Times	0:58.01 [13] (0:13.58)	0:44.43 [6] (0:10.18)	0:34.25 [4] (0:10.81)	0:23.44 [5] (0:11.33)	0:12.11 [9] (0:12.11)
Average Speed [km/h]	53.1	68.0	66.7	63.4	58.5
Top Speed [km/h]	68.8	69.8	69.1	65.5	62.6
Avg. Dist. to Rail [m]	8.8	1.8	0.5	0.7	1.4
Avg. Stride Freq. [Hz]	2.5	2.6	2.5	2.4	2.3
Avg. Stride Length [m]	6.0	7.6	7.3	7.3	6.9



- [] Ranking at each section and finish
- .-.- No data available at this section
- NA No data available



Horse/Jockey Name	Allanon
Final Rank	14
Fastest Section Time (Section)	0:10.40 (800m)
Top Speed [km/h] (Section)	69.5 (800m)
Race State	Finished



Townsville QLD Professional

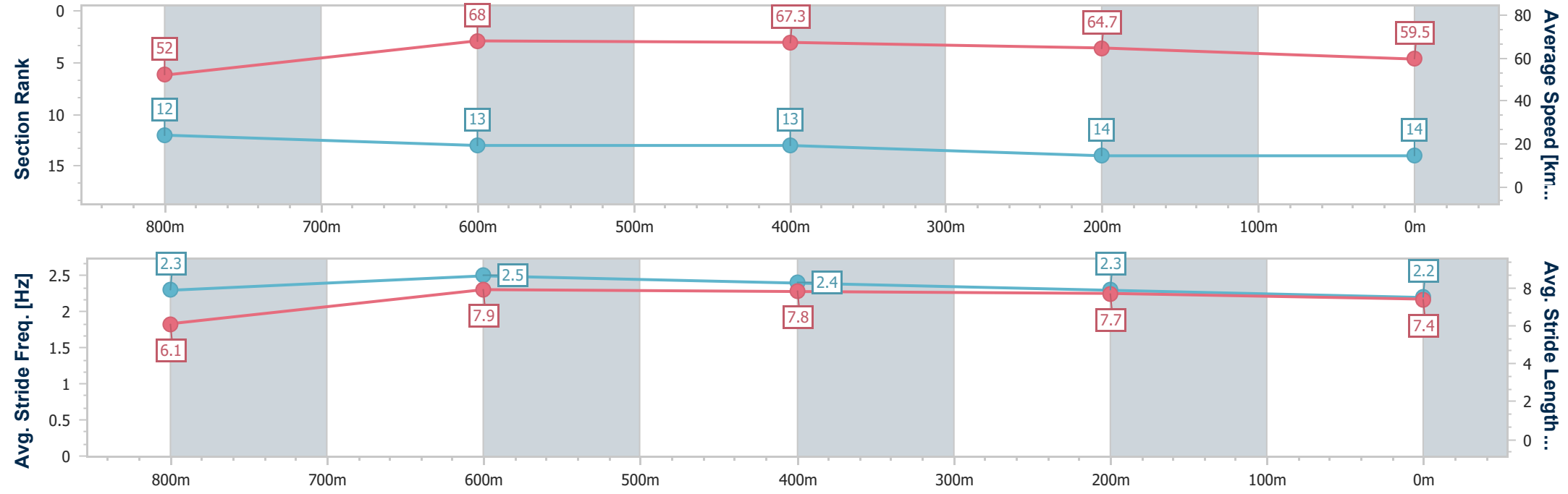
Race 3: CITY LANE BENCHMARK 55 Handicap - 1000m

12 August 2023 - 12:34

Track Rating: Good 4, Weather: Fine, Rail Position: True Entire Course



Section	Overall	800m	600m	400m	200m
Section Times	0:58.10 [14] (0:13.86)	0:44.24 [12] (0:10.40)	0:33.84 [13] (0:10.77)	0:23.07 [13] (0:11.17)	0:11.90 [14] (0:11.90)
Average Speed [km/h]	52.0	68.0	67.3	64.7	59.5
Top Speed [km/h]	68.4	69.5	68.8	66.4	63.3
Avg. Dist. to Rail [m]	13.0	4.4	1.3	3.8	5.6
Avg. Stride Freq. [Hz]	2.3	2.5	2.4	2.3	2.2
Avg. Stride Length [m]	6.1	7.9	7.8	7.7	7.4



- [] Ranking at each section and finish
- .-.-.- No data available at this section
- NA No data available



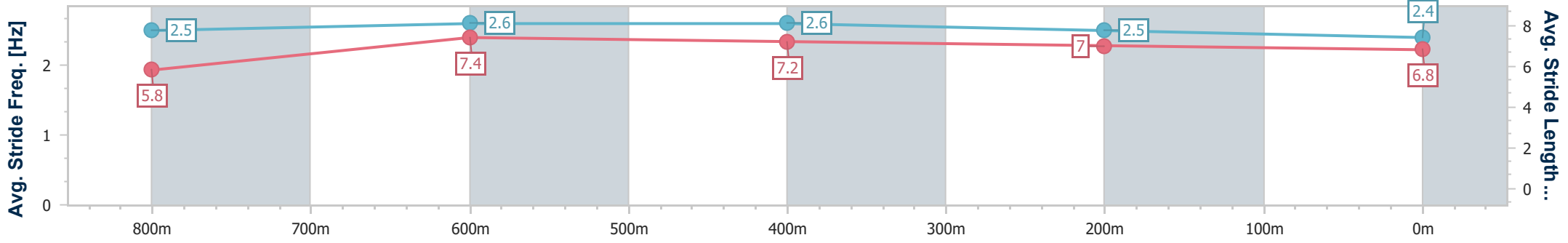
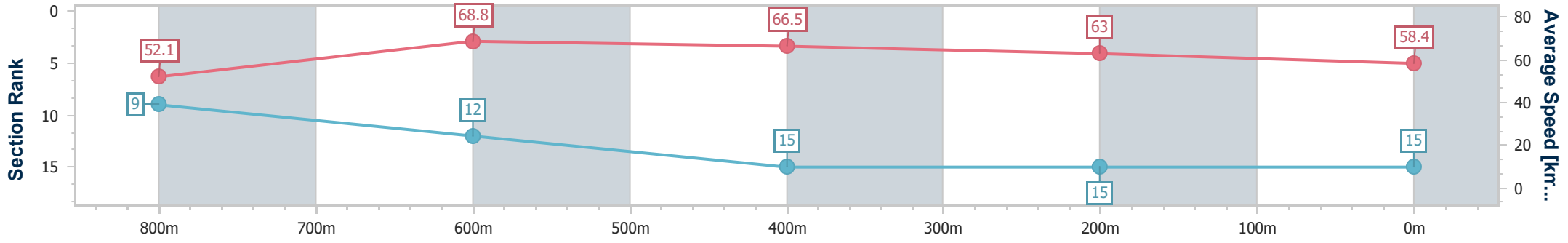
Horse/Jockey Name	Delusional
Final Rank	15
Fastest Section Time (Section)	0:10.44 (800m)
Top Speed [km/h] (Section)	70.2 (800m)
Race State	Finished



Townsville QLD Professional
 Race 3: CITY LANE BENCHMARK 55 Handicap - 1000m
 12 August 2023 - 12:34
 Track Rating: Good 4, Weather: Fine, Rail Position: True Entire Course



Section	Overall	800m	600m	400m	200m
Section Times	0:58.82 [15] (0:13.80)	0:45.02 [9] (0:10.44)	0:34.58 [12] (0:10.97)	0:23.61 [15] (0:11.48)	0:12.13 [15] (0:12.13)
Average Speed [km/h]	52.1	68.8	66.5	63.0	58.4
Top Speed [km/h]	69.8	70.2	69.5	65.2	62.3
Avg. Dist. to Rail [m]	14.9	5.1	2.7	2.5	2.2
Avg. Stride Freq. [Hz]	2.5	2.6	2.6	2.5	2.4
Avg. Stride Length [m]	5.8	7.4	7.2	7.0	6.8



- [] Ranking at each section and finish
- .-.- No data available at this section
- NA No data available