

**Toowoomba QLD Professional**  
**Race 6: HARVEY NORMAN COMMERCIAL TOOWOOMBA BENCHMARK**  
**62 Handicap - 1625m**  
**12 August 2023 - 20:13**



Track Rating: Good 4 , Weather: Fine , Rail Position: +5m Entire

Section		Overall	1400m	1200m	1000m	800m	600m	400m	Last 600m				
Field Times		1:44.90 (0:17.54)	1:27.36 (0:12.97)	1:14.39 (0:13.29)	1:01.10 (0:13.14)	0:47.96 (0:12.72)	0:35.24 (0:12.18)	0:23.06 (0:11.57)	0:35.24				
Rank	TAB Horse/Jockey	Barrier	Top Speed [km/h]	Fastest Section									Distance Travelled [m]
1	1 <b>STEINBRENNER</b> Emily Lang	7	63.6 200m	0:11.49 200m	1:44.90 [1] (0:17.54)	1:27.36 [1] (0:12.97)	1:14.39 [1] (0:13.29)	1:01.10 [1] (0:13.14)	0:47.96 [1] (0:12.72)	0:35.24 [1] (0:12.18)	0:23.06 [1] (0:11.57)	0:35.24	
2	4 <b>GOLDEELUCK</b> Nozi Tomizawa	3	64.0 400m	0:11.48 400m	1:44.93 [2] (0:17.79)	1:27.14 [3] (0:12.98)	1:14.16 [2] (0:13.28)	1:00.88 [2] (0:13.11)	0:47.77 [2] (0:12.70)	0:35.07 [2] (0:12.09)	0:22.98 [2] (0:11.48)	0:35.07	+2
3	5 <b>TAKE A PICTURE</b> Nathan Fazackerley	1	63.4 400m	0:11.55 200m	1:45.26 [3] (0:17.59)	1:27.67 [2] (0:13.20)	1:14.47 [3] (0:13.41)	1:01.06 [3] (0:13.04)	0:48.02 [3] (0:12.70)	0:35.32 [3] (0:12.12)	0:23.20 [3] (0:11.65)	0:35.32	-3
4	7 <b>TROPIC SANDS</b> Jake Molloy	5	63.6 400m	0:11.62 400m	1:45.66 [4] (0:17.87)	1:27.79 [4] (0:13.17)	1:14.62 [4] (0:13.34)	1:01.28 [4] (0:13.03)	0:48.25 [4] (0:12.74)	0:35.51 [4] (0:12.13)	0:23.38 [4] (0:11.62)	0:35.51	+2
5	3 <b>RUBY'S LAD</b> Gary Geran	6	61.1 400m	0:11.95 400m	1:46.58 [5] (0:18.06)	1:28.52 [5] (0:13.09)	1:15.43 [5] (0:13.46)	1:01.97 [5] (0:12.99)	0:48.98 [5] (0:12.64)	0:36.34 [5] (0:12.25)	0:24.09 [5] (0:11.95)	0:36.34	-1

Scratched: Calcareous (#2), Exolay (#6), Angels Share (#8)

**Toowoomba QLD Professional**  
**Race 6: HARVEY NORMAN COMMERCIAL TOOWOOMBA BENCHMARK**  
**62 Handicap - 1625m**  
**12 August 2023 - 20:13**



Track Rating: Good 4 , Weather: Fine , Rail Position: +5m Entire

Section				200m				Last 600m	
Field Times				0:11.49 (0:11.49)				0:35.24	
Rank	TAB	Horse/Jockey	Barrier	Top Speed [km/h]	Fastest Section	Margin			Distance Travelled [m]
1	1	<b>STEINBRENNER</b>	7	63.6	0:11.49	0:11.49 [1]	1:44.90		0:35.24
		Emily Lang		200m	200m	(0:11.49)			
2	4	<b>GOLDEELUCK</b>	3	64.0	0:11.48	0:11.50 [2]	0.1L		0:35.07 +2
		Nozi Tomizawa		400m	400m	(0:11.50)			
3	5	<b>TAKE A PICTURE</b>	1	63.4	0:11.55	0:11.55 [3]	1.9L		0:35.32 -3
		Nathan Fazackerley		400m	200m	(0:11.55)			
4	7	<b>TROPIC SANDS</b>	5	63.6	0:11.62	0:11.76 [4]	4.2L		0:35.51 +2
		Jake Molloy		400m	400m	(0:11.76)			
5	3	<b>RUBY'S LAD</b>	6	61.1	0:11.95	0:12.14 [5]	9.5L		0:36.34 -1
		Gary Geran		400m	400m	(0:12.14)			

Scratched: Calcareous (#2), Exolay (#6), Angels Share (#8)



Horse/Jockey Name	Steinbrenner
Final Rank	1
Fastest Section Time (Section)	0:11.49 (200m)
Top Speed [km/h] (Section)	63.6 (200m)
Race State	Finished

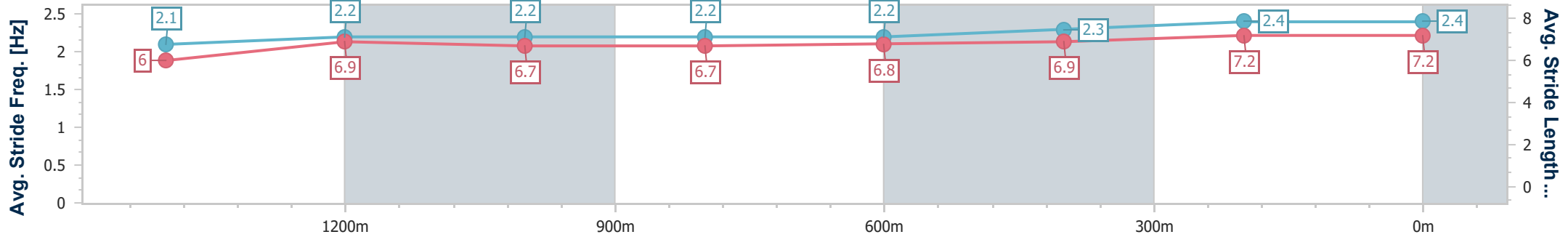
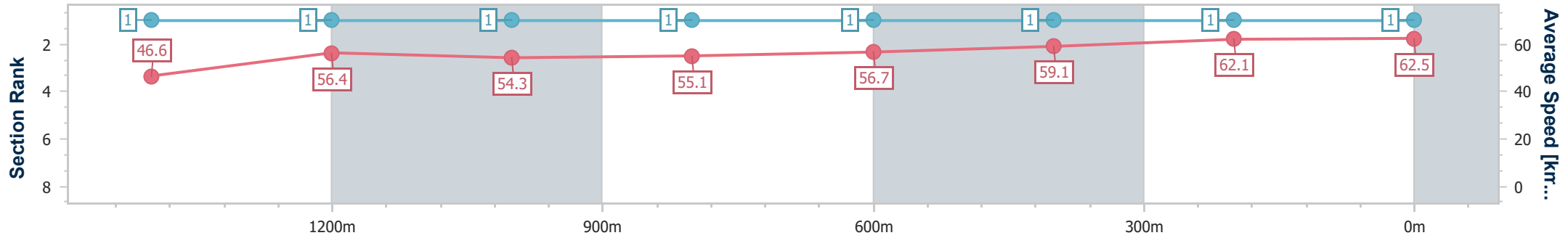
Toowoomba QLD Professional  
 Race 6: HARVEY NORMAN COMMERCIAL TOOWOOMBA  
 BENCHMARK 62 Handicap - 1625m



12 August 2023 - 20:13

Track Rating: Good 4 , Weather: Fine , Rail Position: +5m Entire

Section	Overall	1400m	1200m	1000m	800m	600m	400m	200m
Section Times	1:44.90 [1] (0:17.54)	1:27.36 [1] (0:12.97)	1:14.39 [1] (0:13.29)	1:01.10 [1] (0:13.14)	0:47.96 [1] (0:12.72)	0:35.24 [1] (0:12.18)	0:23.06 [1] (0:11.57)	0:11.49 [1] (0:11.49)
Average Speed [km/h]	46.6	56.4	54.3	55.1	56.7	59.1	62.1	62.5
Top Speed [km/h]	59.7	59.4	55.8	55.8	58.3	60.6	63.6	63.6
Avg. Dist. to Rail [m]	5.3	3.2	1.8	1.6	1.0	0.3	0.8	0.8
Avg. Stride Freq. [Hz]	2.1	2.2	2.2	2.2	2.2	2.3	2.4	2.4
Avg. Stride Length [m]	6.0	6.9	6.7	6.7	6.8	6.9	7.2	7.2



- [ ] Ranking at each section and finish
- .-.- No data available at this section
- NA No data available



Horse/Jockey Name	Goldeeluck
Final Rank	2
Fastest Section Time (Section)	0:11.48 (400m)
Top Speed [km/h] (Section)	64.0 (400m)
Race State	Finished

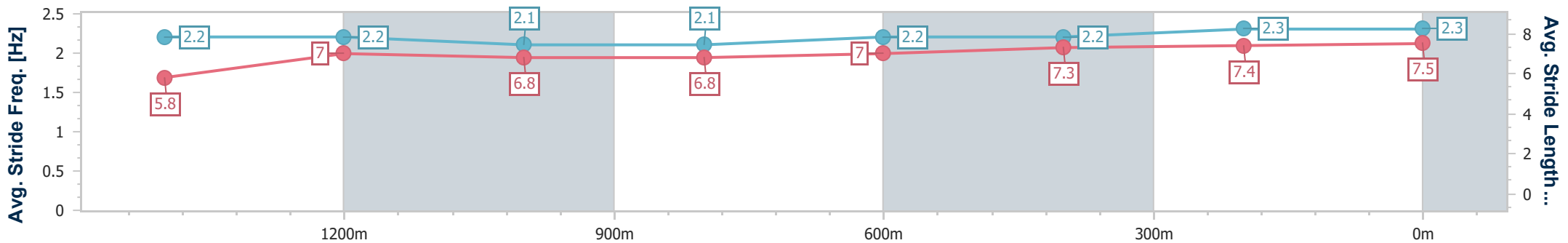
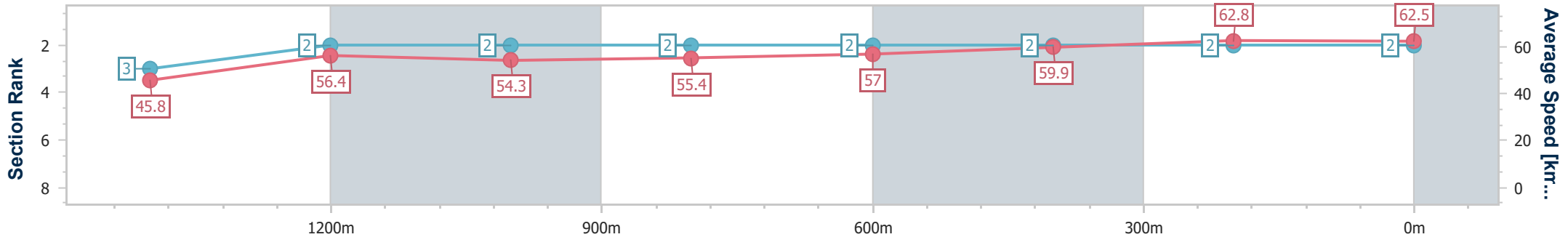
Toowoomba QLD Professional  
 Race 6: HARVEY NORMAN COMMERCIAL TOOWOOMBA  
 BENCHMARK 62 Handicap - 1625m



12 August 2023 - 20:13

Track Rating: Good 4 , Weather: Fine , Rail Position: +5m Entire

Section	Overall	1400m	1200m	1000m	800m	600m	400m	200m					
Section Times	1:44.93 [2] (0:17.79)	1:27.14 [3] (0:12.98)	1:14.16 [2] (0:13.28)	1:00.88 [2] (0:13.11)	0:47.77 [2] (0:12.70)	0:35.07 [2] (0:12.09)	0:22.98 [2] (0:11.48)	0:11.50 [2] (0:11.50)					
Average Speed [km/h]	45.8	56.4	54.3	55.4	57.0	59.9	62.8	62.5					
Top Speed [km/h]	59.0	58.2	56.1	56.9	58.4	61.2	64.0	63.5					
Avg. Dist. to Rail [m]	4.1	3.0	2.4	2.3	1.9	1.0	0.3	0.4					
Avg. Stride Freq. [Hz]	2.2	2.2	2.1	2.1	2.2	2.2	2.3	2.3					
Avg. Stride Length [m]	5.8	7.0	6.8	6.8	7.0	7.3	7.4	7.5					



- [ ] Ranking at each section and finish
- .-.- No data available at this section
- NA No data available



Horse/Jockey Name	Take A Picture
Final Rank	3
Fastest Section Time (Section)	0:11.55 (200m)
Top Speed [km/h] (Section)	63.4 (400m)
Race State	Finished

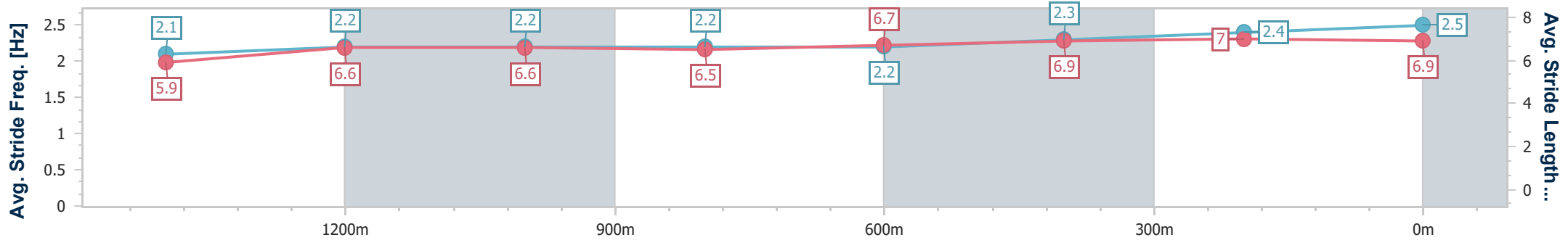
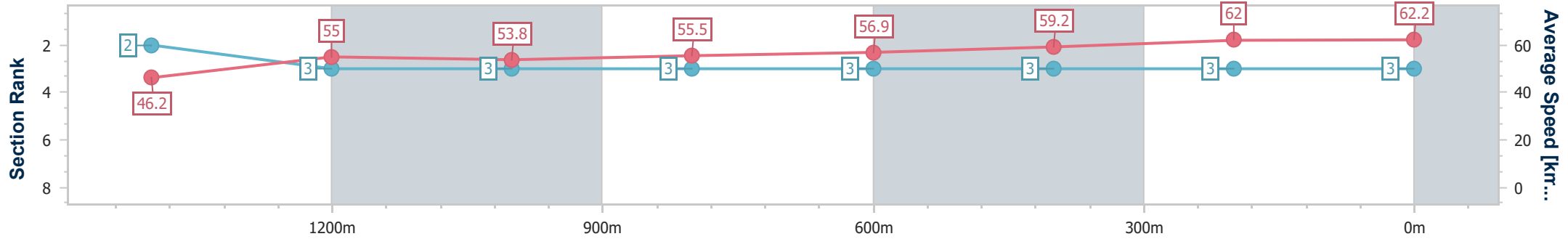
Toowoomba QLD Professional  
 Race 6: HARVEY NORMAN COMMERCIAL TOOWOOMBA  
 BENCHMARK 62 Handicap - 1625m



12 August 2023 - 20:13

Track Rating: Good 4 , Weather: Fine , Rail Position: +5m Entire

Section	Overall	1400m	1200m	1000m	800m	600m	400m	200m					
Section Times	1:45.26 [3] (0:17.59)	1:27.67 [2] (0:13.20)	1:14.47 [3] (0:13.41)	1:01.06 [3] (0:13.04)	0:48.02 [3] (0:12.70)	0:35.32 [3] (0:12.12)	0:23.20 [3] (0:11.65)	0:11.55 [3] (0:11.55)					
Average Speed [km/h]	46.2	55.0	53.8	55.5	56.9	59.2	62.0	62.2					
Top Speed [km/h]	59.1	58.3	55.8	56.5	58.5	60.4	63.4	62.8					
Avg. Dist. to Rail [m]	3.0	1.8	1.4	1.3	0.9	0.3	0.8	1.2					
Avg. Stride Freq. [Hz]	2.1	2.2	2.2	2.2	2.2	2.3	2.4	2.5					
Avg. Stride Length [m]	5.9	6.6	6.6	6.5	6.7	6.9	7.0	6.9					



- [ ] Ranking at each section and finish
- .-.- No data available at this section
- NA No data available



Horse/Jockey Name	Tropic Sands
Final Rank	4
Fastest Section Time (Section)	0:11.62 (400m)
Top Speed [km/h] (Section)	63.6 (400m)
Race State	Finished

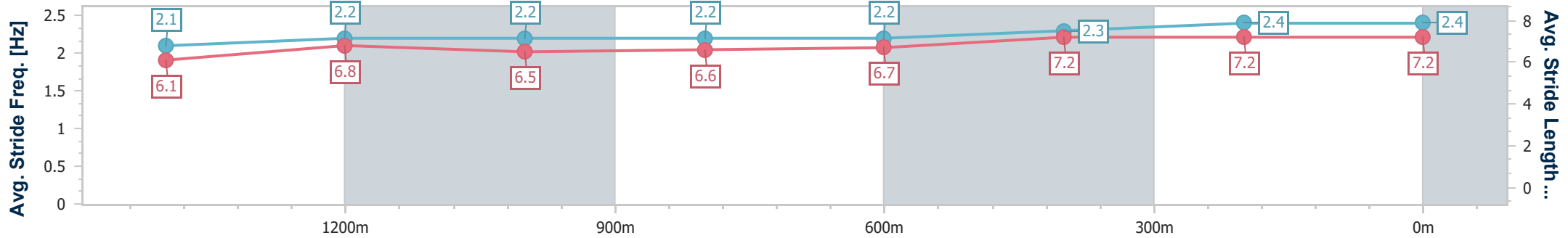
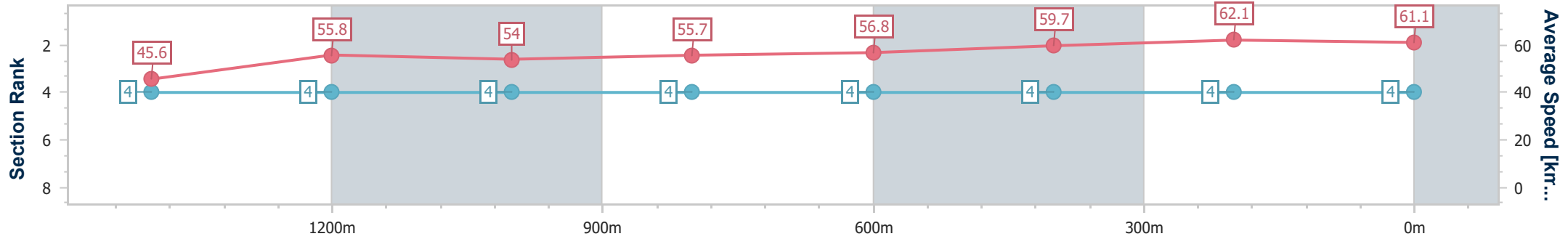
Toowoomba QLD Professional  
 Race 6: HARVEY NORMAN COMMERCIAL TOOWOOMBA  
 BENCHMARK 62 Handicap - 1625m



12 August 2023 - 20:13

Track Rating: Good 4 , Weather: Fine , Rail Position: +5m Entire

Section	Overall	1400m	1200m	1000m	800m	600m	400m	200m					
Section Times	1:45.66 [4] (0:17.87)	1:27.79 [4] (0:13.17)	1:14.62 [4] (0:13.34)	1:01.28 [4] (0:13.03)	0:48.25 [4] (0:12.74)	0:35.51 [4] (0:12.13)	0:23.38 [4] (0:11.62)	0:11.76 [4] (0:11.76)					
Average Speed [km/h]	45.6	55.8	54.0	55.7	56.8	59.7	62.1	61.1					
Top Speed [km/h]	59.2	59.2	56.2	57.4	58.3	61.1	63.6	62.7					
Avg. Dist. to Rail [m]	4.6	3.6	2.7	2.4	1.9	1.0	1.1	1.8					
Avg. Stride Freq. [Hz]	2.1	2.2	2.2	2.2	2.2	2.3	2.4	2.4					
Avg. Stride Length [m]	6.1	6.8	6.5	6.6	6.7	7.2	7.2	7.2					



- [ ] Ranking at each section and finish
- .-.- No data available at this section
- NA No data available



Horse/Jockey Name	Ruby's Lad
Final Rank	5
Fastest Section Time (Section)	0:11.95 (400m)
Top Speed [km/h] (Section)	61.1 (400m)
Race State	Finished

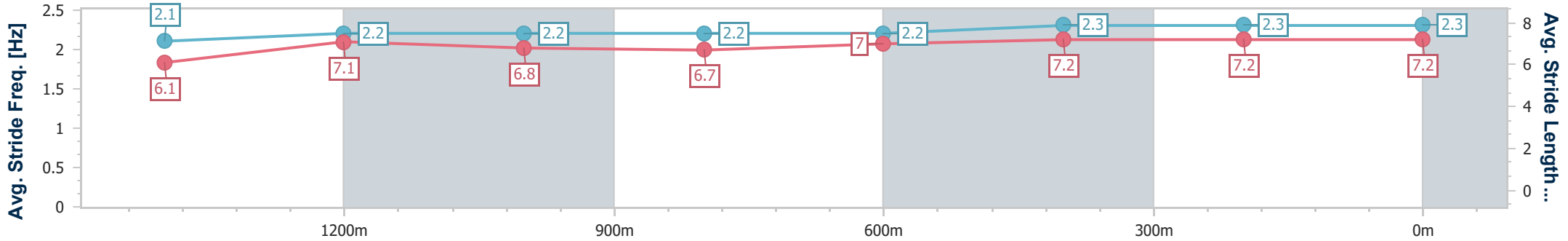
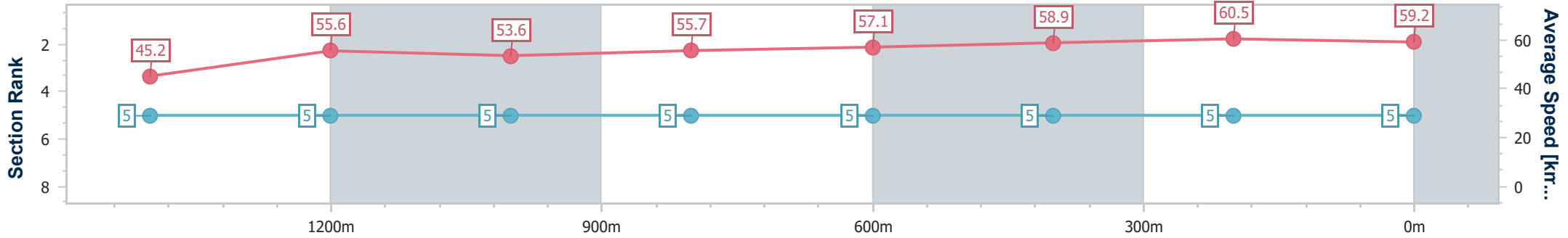
Toowoomba QLD Professional  
 Race 6: HARVEY NORMAN COMMERCIAL TOOWOOMBA  
 BENCHMARK 62 Handicap - 1625m



12 August 2023 - 20:13

Track Rating: Good 4 , Weather: Fine , Rail Position: +5m Entire

Section	Overall	1400m	1200m	1000m	800m	600m	400m	200m					
Section Times	1:46.58 [5] (0:18.06)	1:28.52 [5] (0:13.09)	1:15.43 [5] (0:13.46)	1:01.97 [5] (0:12.99)	0:48.98 [5] (0:12.64)	0:36.34 [5] (0:12.25)	0:24.09 [5] (0:11.95)	0:12.14 [5] (0:12.14)					
Average Speed [km/h]	45.2	55.6	53.6	55.7	57.1	58.9	60.5	59.2					
Top Speed [km/h]	58.2	57.8	56.0	58.0	59.0	59.9	61.1	60.4					
Avg. Dist. to Rail [m]	4.8	2.1	1.9	1.5	1.0	0.5	1.1	2.1					
Avg. Stride Freq. [Hz]	2.1	2.2	2.2	2.2	2.2	2.3	2.3	2.3					
Avg. Stride Length [m]	6.1	7.1	6.8	6.7	7.0	7.2	7.2	7.2					



- [ ] Ranking at each section and finish
- .-.- No data available at this section
- NA No data available