



Eagle Farm QLD Professional

Race 6: GIDDY UP CLUB Class 6 Handicap - 1200m

12 August 2023 - 14:39



BRISBANE
RACING CLUB

Track Rating: Good 4, Weather: Fine, Rail Position: +7m Entire Course

Section												Last 600m	
Field Times		Overall	1000m	800m	600m	400m	200m						0:34.44
		1:10.51 (0:13.35)	0:57.16 (0:11.17)	0:45.99 (0:11.55)	0:34.44 (0:11.18)	0:23.26 (0:11.16)	0:12.10 (0:12.10)						
Rank	TAB Horse/Jockey	Barrier	Top Speed [km/h]	Fastest Section								Margin	Distance Travelled [m]
1	3 NED'S GULLY Jaden Lloyd	2	66.3 1000m	0:11.06 400m	1:10.51 [1] (0:13.61)	0:56.90 [3] (0:11.21)	0:45.69 [3] (0:11.43)	0:34.26 [3] (0:11.10)	0:23.16 [2] (0:11.06)	0:12.10 [1] (0:12.10)	1:10.51	0:34.26	
2	4 FASTLING Cejay Graham	4	67.4 400m	0:10.94 400m	1:10.52 [2] (0:14.31)	0:56.21 [8] (0:11.03)	0:45.18 [7] (0:11.35)	0:33.83 [7] (0:11.22)	0:22.61 [7] (0:10.94)	0:11.67 [6] (0:11.67)	0.04L	0:33.83	-2
3	5 JEMELDI Kyle Wilson-Taylor	3	67.8 400m	0:10.98 400m	1:10.64 [3] (0:13.98)	0:56.66 [6] (0:11.14)	0:45.52 [5] (0:11.40)	0:34.12 [5] (0:11.03)	0:23.09 [3] (0:10.98)	0:12.11 [3] (0:12.11)	0.75L	0:34.12	+0
4	2 SAFEWORK Martin Harley	9	68.0 400m	0:10.80 400m	1:10.74 [4] (0:14.39)	0:56.35 [9] (0:11.18)	0:45.17 [9] (0:11.25)	0:33.92 [8] (0:11.19)	0:22.73 [8] (0:10.80)	0:11.93 [5] (0:11.93)	1.34L	0:33.92	+1
5	1 SPACEBOY Angela Jones	5	68.6 Overall	0:11.17 1000m	1:10.77 [5] (0:13.35)	0:57.42 [1] (0:11.17)	0:46.25 [1] (0:11.55)	0:34.70 [1] (0:11.18)	0:23.52 [1] (0:11.20)	0:12.32 [2] (0:12.32)	1.5L	0:34.70	+7
6	10 SEA RIPPLE Mark Du Plessis	10	66.1 400m	0:11.02 400m	1:10.92 [6] (0:14.47)	0:56.45 [10] (0:11.15)	0:45.30 [10] (0:11.27)	0:34.03 [10] (0:11.21)	0:22.82 [10] (0:11.02)	0:11.80 [10] (0:11.80)	2.39L	0:34.03	-3
7	7 CRAZY TRAIN Damien Thornton	8	67.6 400m	0:10.91 400m	1:11.02 [7] (0:14.07)	0:56.95 [7] (0:11.34)	0:45.61 [8] (0:11.44)	0:34.17 [9] (0:11.23)	0:22.94 [9] (0:10.91)	0:12.03 [8] (0:12.03)	3.01L	0:34.17	+3
8	8 HODGSON Samantha Collett	1	67.2 Overall	0:11.25 400m	1:11.30 [8] (0:13.45)	0:57.85 [2] (0:11.33)	0:46.52 [2] (0:11.46)	0:35.06 [2] (0:11.32)	0:23.74 [4] (0:11.25)	0:12.49 [4] (0:12.49)	4.64L	0:35.06	+0
9	9 TELEPHONE BOOTH Taylor Marshall	6	67.7 1000m	0:11.26 600m	1:11.30 [9] (0:13.91)	0:57.39 [5] (0:11.34)	0:46.05 [6] (0:11.31)	0:34.74 [6] (0:11.26)	0:23.48 [6] (0:11.29)	0:12.19 [9] (0:12.19)	4.65L	0:34.74	+3
10	6 ZINGALONG Luke Tarrant	7	66.6 600m	0:11.21 400m	1:11.34 [10] (0:13.73)	0:57.61 [4] (0:11.22)	0:46.39 [4] (0:11.50)	0:34.89 [4] (0:11.29)	0:23.60 [5] (0:11.21)	0:12.39 [7] (0:12.39)	4.85L	0:34.89	+7

[] Ranking at each section and finish
 -:-:- No data available at this section
 NA No data available

SCN Saddle cloth number
 DNF Did not finish
 DNT Did not track



Horse/Jockey Name	Ned's Gully
Final Rank	1
Fastest Section Time (Section)	0:11.06 (400m)
Top Speed [km/h] (Section)	66.3 (1000m)
Race State	Finished



Eagle Farm QLD Professional

Race 6: GIDDY UP CLUB Class 6 Handicap - 1200m

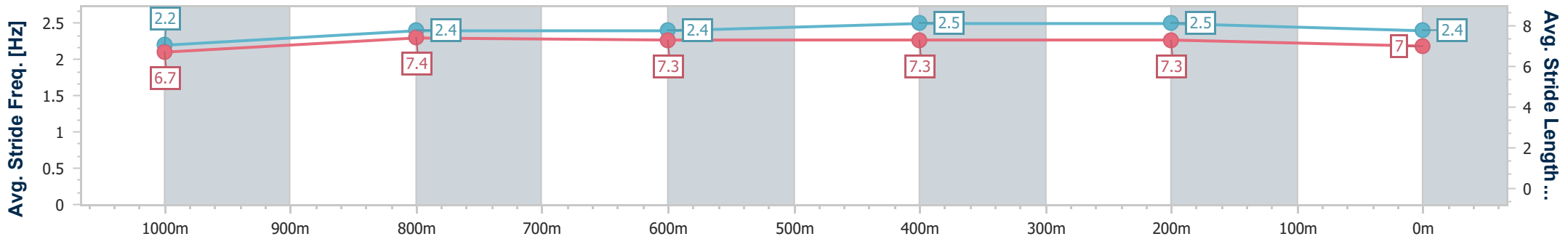
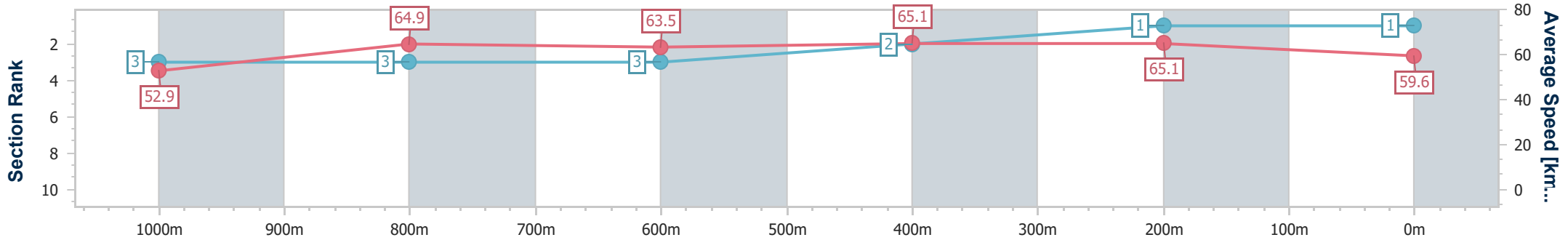
12 August 2023 - 14:39

Track Rating: Good 4, Weather: Fine, Rail Position: +7m Entire Course



BRISBANE RACING CLUB

Section	Overall	1000m	800m	600m	400m	200m
Section Times	1:10.51 [1] (0:13.61)	0:56.90 [3] (0:11.21)	0:45.69 [3] (0:11.43)	0:34.26 [3] (0:11.10)	0:23.16 [2] (0:11.06)	0:12.10 [1] (0:12.10)
Average Speed [km/h]	52.9	64.9	63.5	65.1	65.1	59.6
Top Speed [km/h]	65.6	66.3	64.5	66.0	65.8	63.1
Avg. Dist. to Rail [m]	2.0	2.1	1.9	0.7	1.9	1.4
Avg. Stride Freq. [Hz]	2.2	2.4	2.4	2.5	2.5	2.4
Avg. Stride Length [m]	6.7	7.4	7.3	7.3	7.3	7.0



- [] Ranking at each section and finish
- .-.- No data available at this section
- NA No data available



Horse/Jockey Name	Fastling
Final Rank	2
Fastest Section Time (Section)	0:10.94 (400m)
Top Speed [km/h] (Section)	67.4 (400m)
Race State	Finished



Eagle Farm QLD Professional

Race 6: GIDDY UP CLUB Class 6 Handicap - 1200m

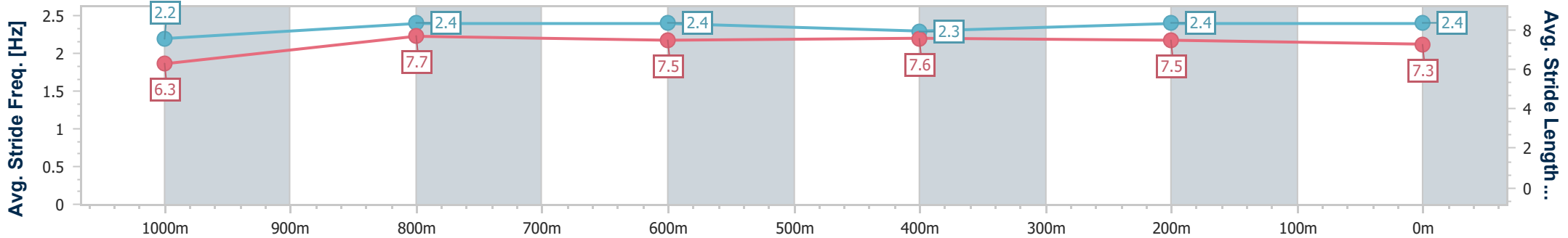
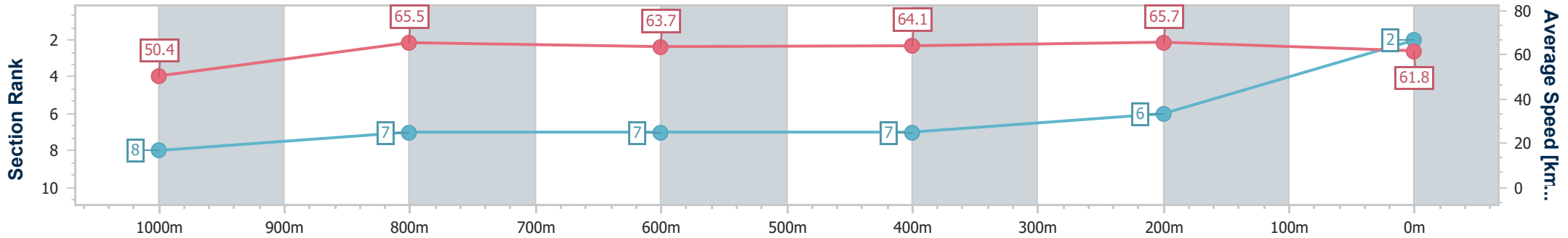
12 August 2023 - 14:39

Track Rating: Good 4, Weather: Fine, Rail Position: +7m Entire Course



BRISBANE RACING CLUB

Section	Overall	1000m	800m	600m	400m	200m
Section Times	1:10.52 [2] (0:14.31)	0:56.21 [8] (0:11.03)	0:45.18 [7] (0:11.35)	0:33.83 [7] (0:11.22)	0:22.61 [7] (0:10.94)	0:11.67 [6] (0:11.67)
Average Speed [km/h]	50.4	65.5	63.7	64.1	65.7	61.8
Top Speed [km/h]	64.9	67.4	65.2	66.8	67.4	64.5
Avg. Dist. to Rail [m]	2.5	0.9	0.6	0.4	1.1	0.7
Avg. Stride Freq. [Hz]	2.2	2.4	2.4	2.3	2.4	2.4
Avg. Stride Length [m]	6.3	7.7	7.5	7.6	7.5	7.3



- [] Ranking at each section and finish
- .-.- No data available at this section
- NA No data available



Horse/Jockey Name	Jemeldi
Final Rank	3
Fastest Section Time (Section)	0:10.98 (400m)
Top Speed [km/h] (Section)	67.8 (400m)
Race State	Finished



Eagle Farm QLD Professional

Race 6: GIDDY UP CLUB Class 6 Handicap - 1200m

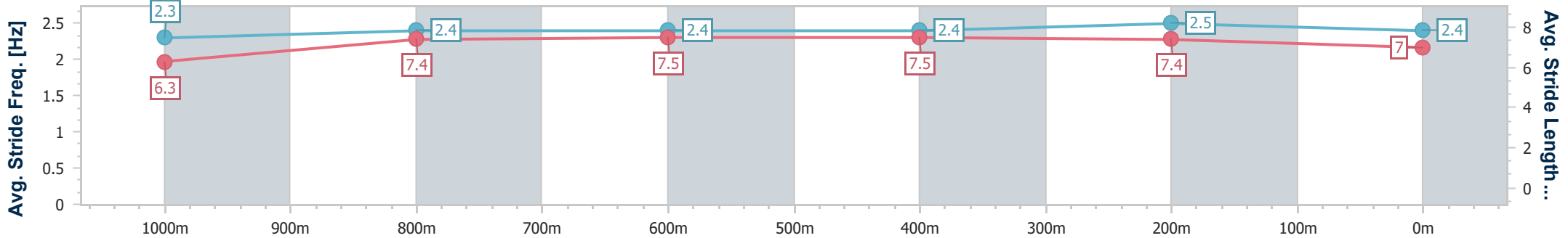
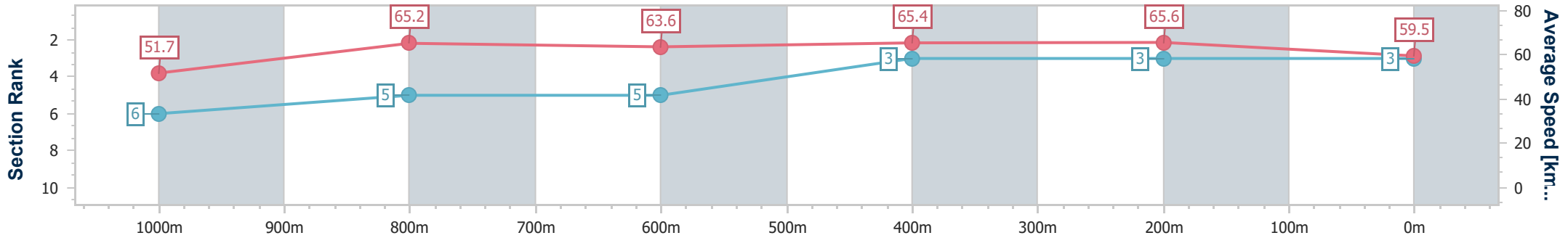
12 August 2023 - 14:39

Track Rating: Good 4, Weather: Fine, Rail Position: +7m Entire Course



BRISBANE RACING CLUB

Section	Overall	1000m	800m	600m	400m	200m
Section Times	1:10.64 [3] (0:13.98)	0:56.66 [6] (0:11.14)	0:45.52 [5] (0:11.40)	0:34.12 [5] (0:11.03)	0:23.09 [3] (0:10.98)	0:12.11 [3] (0:12.11)
Average Speed [km/h]	51.7	65.2	63.6	65.4	65.6	59.5
Top Speed [km/h]	67.3	66.6	65.5	67.0	67.8	63.7
Avg. Dist. to Rail [m]	2.1	2.1	1.2	0.3	2.6	3.9
Avg. Stride Freq. [Hz]	2.3	2.4	2.4	2.4	2.5	2.4
Avg. Stride Length [m]	6.3	7.4	7.5	7.5	7.4	7.0



- [] Ranking at each section and finish
- .-.- No data available at this section
- NA No data available



Horse/Jockey Name	Safework
Final Rank	4
Fastest Section Time (Section)	0:10.80 (400m)
Top Speed [km/h] (Section)	68.0 (400m)
Race State	Finished



Eagle Farm QLD Professional

Race 6: GIDDY UP CLUB Class 6 Handicap - 1200m

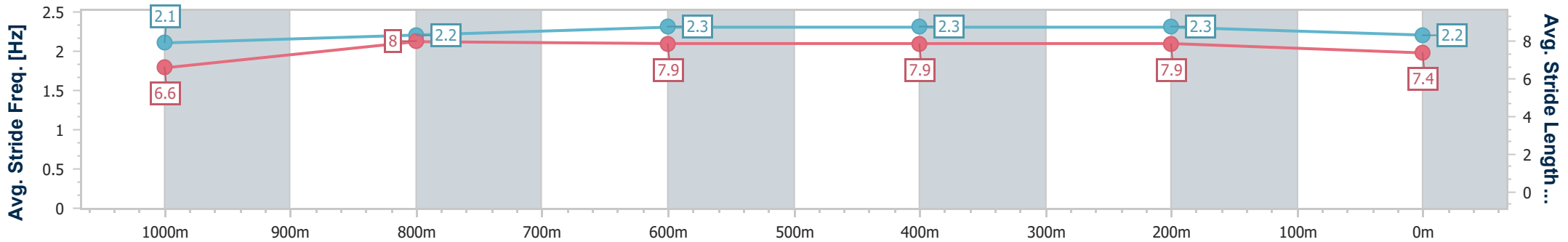
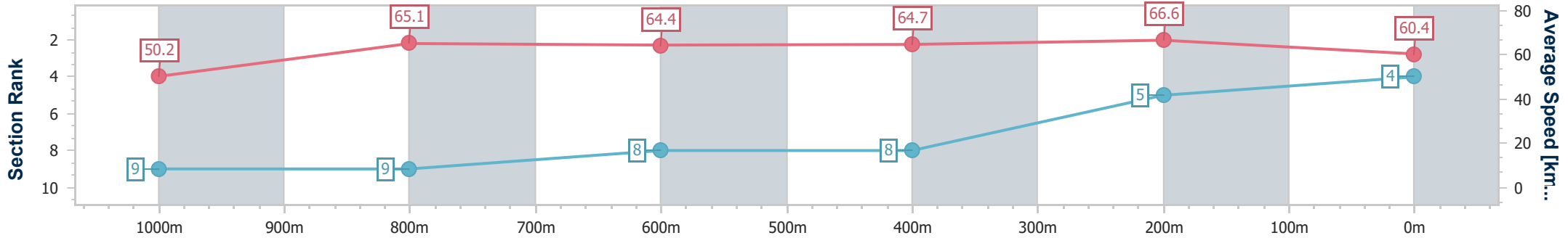
12 August 2023 - 14:39

Track Rating: Good 4, Weather: Fine, Rail Position: +7m Entire Course



BRISBANE RACING CLUB

Section	Overall	1000m	800m	600m	400m	200m
Section Times	1:10.74 [4] (0:14.39)	0:56.35 [9] (0:11.18)	0:45.17 [9] (0:11.25)	0:33.92 [8] (0:11.19)	0:22.73 [8] (0:10.80)	0:11.93 [5] (0:11.93)
Average Speed [km/h]	50.2	65.1	64.4	64.7	66.6	60.4
Top Speed [km/h]	64.7	65.9	65.8	67.2	68.0	64.4
Avg. Dist. to Rail [m]	6.0	2.1	1.8	0.7	1.6	4.2
Avg. Stride Freq. [Hz]	2.1	2.2	2.3	2.3	2.3	2.2
Avg. Stride Length [m]	6.6	8.0	7.9	7.9	7.9	7.4



- [] Ranking at each section and finish
- .-.- No data available at this section
- NA No data available



Horse/Jockey Name	Spaceboy
Final Rank	5
Fastest Section Time (Section)	0:11.17 (1000m)
Top Speed [km/h] (Section)	68.6 (Overall)
Race State	Finished



Eagle Farm QLD Professional

Race 6: GIDDY UP CLUB Class 6 Handicap - 1200m

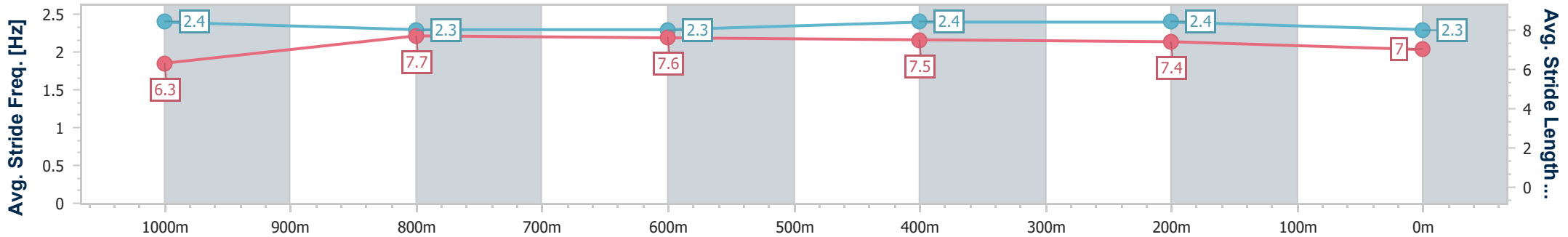
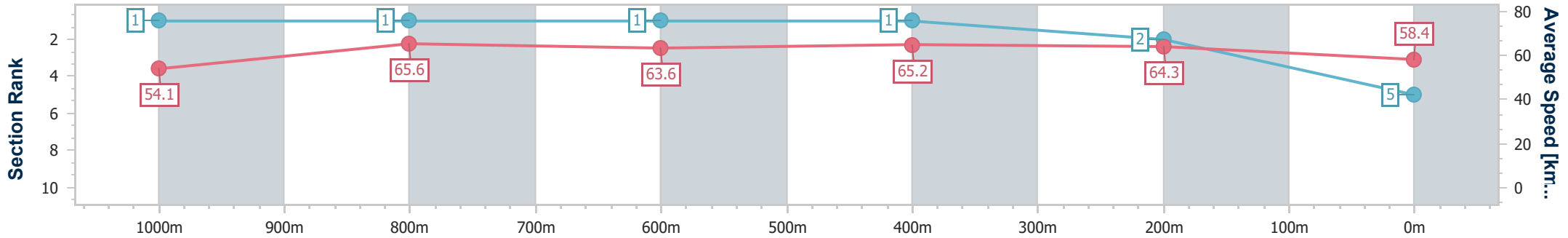
12 August 2023 - 14:39

Track Rating: Good 4, Weather: Fine, Rail Position: +7m Entire Course



BRISBANE RACING CLUB

Section	Overall	1000m	800m	600m	400m	200m
Section Times	1:10.77 [5] (0:13.35)	0:57.42 [1] (0:11.17)	0:46.25 [1] (0:11.55)	0:34.70 [1] (0:11.18)	0:23.52 [1] (0:11.20)	0:12.32 [2] (0:12.32)
Average Speed [km/h]	54.1	65.6	63.6	65.2	64.3	58.4
Top Speed [km/h]	68.6	67.5	64.9	66.5	66.4	62.2
Avg. Dist. to Rail [m]	3.8	3.4	4.3	2.8	0.8	0.3
Avg. Stride Freq. [Hz]	2.4	2.3	2.3	2.4	2.4	2.3
Avg. Stride Length [m]	6.3	7.7	7.6	7.5	7.4	7.0



- [] Ranking at each section and finish
- .-.- No data available at this section
- NA No data available



Horse/Jockey Name	Sea Ripple
Final Rank	6
Fastest Section Time (Section)	0:11.02 (400m)
Top Speed [km/h] (Section)	66.1 (400m)
Race State	Finished



Eagle Farm QLD Professional

Race 6: GIDDY UP CLUB Class 6 Handicap - 1200m

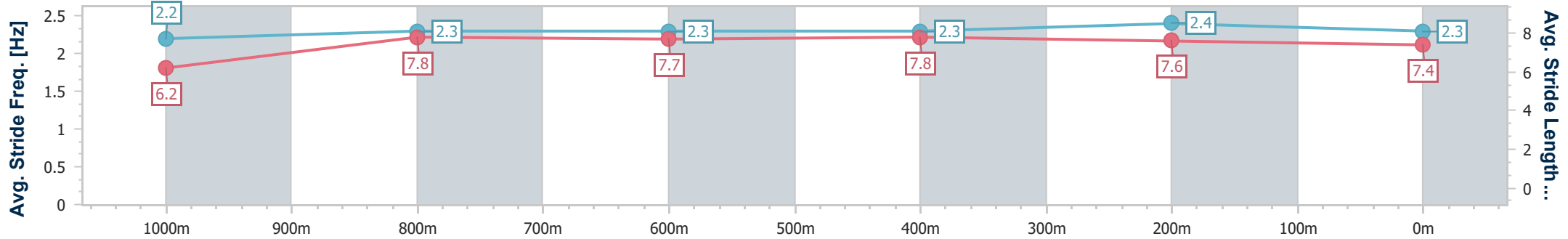
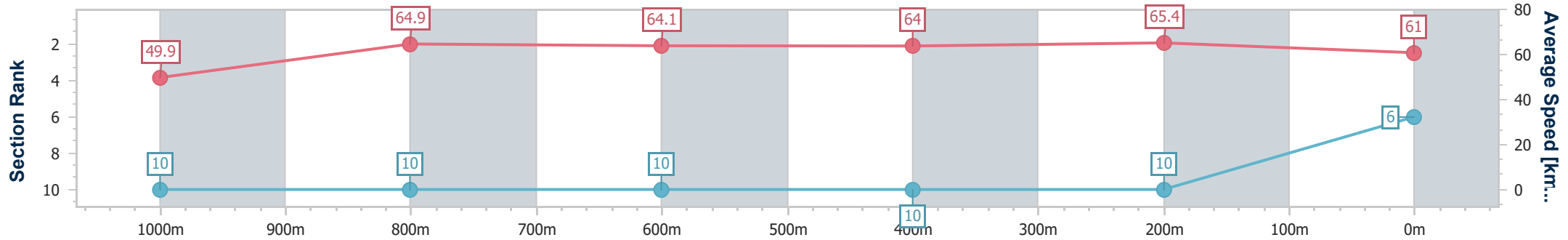
12 August 2023 - 14:39

Track Rating: Good 4, Weather: Fine, Rail Position: +7m Entire Course



BRISBANE RACING CLUB

Section	Overall	1000m	800m	600m	400m	200m
Section Times	1:10.92 [6] (0:14.47)	0:56.45 [10] (0:11.15)	0:45.30 [10] (0:11.27)	0:34.03 [10] (0:11.21)	0:22.82 [10] (0:11.02)	0:11.80 [10] (0:11.80)
Average Speed [km/h]	49.9	64.9	64.1	64.0	65.4	61.0
Top Speed [km/h]	65.6	65.5	65.5	66.1	66.1	63.7
Avg. Dist. to Rail [m]	5.4	0.8	0.5	0.4	1.1	0.6
Avg. Stride Freq. [Hz]	2.2	2.3	2.3	2.3	2.4	2.3
Avg. Stride Length [m]	6.2	7.8	7.7	7.8	7.6	7.4



- [] Ranking at each section and finish
- .-.- No data available at this section
- NA No data available



Horse/Jockey Name	Crazy Train
Final Rank	7
Fastest Section Time (Section)	0:10.91 (400m)
Top Speed [km/h] (Section)	67.6 (400m)
Race State	Finished



Eagle Farm QLD Professional

Race 6: GIDDY UP CLUB Class 6 Handicap - 1200m

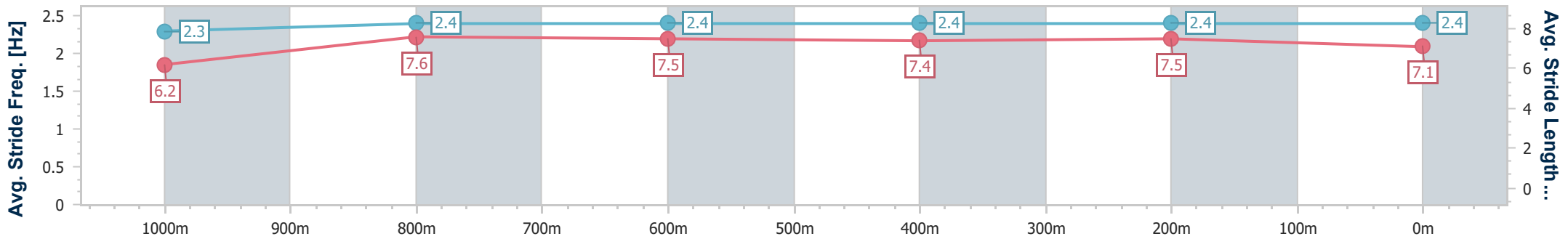
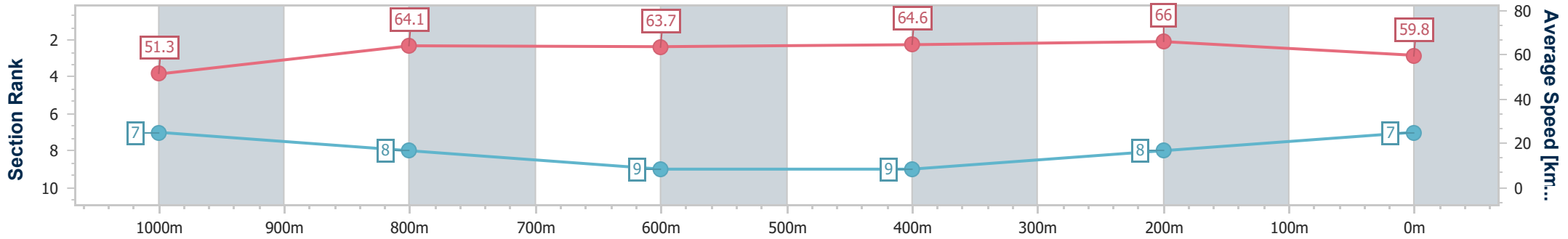
12 August 2023 - 14:39

Track Rating: Good 4, Weather: Fine, Rail Position: +7m Entire Course



BRISBANE RACING CLUB

Section	Overall	1000m	800m	600m	400m	200m
Section Times	1:11.02 [7] (0:14.07)	0:56.95 [7] (0:11.34)	0:45.61 [8] (0:11.44)	0:34.17 [9] (0:11.23)	0:22.94 [9] (0:10.91)	0:12.03 [8] (0:12.03)
Average Speed [km/h]	51.3	64.1	63.7	64.6	66.0	59.8
Top Speed [km/h]	64.4	66.0	64.8	66.5	67.6	63.5
Avg. Dist. to Rail [m]	5.6	2.3	2.6	1.4	5.0	5.8
Avg. Stride Freq. [Hz]	2.3	2.4	2.4	2.4	2.4	2.4
Avg. Stride Length [m]	6.2	7.6	7.5	7.4	7.5	7.1



- [] Ranking at each section and finish
- .-.- No data available at this section
- NA No data available



Horse/Jockey Name	Hodgson
Final Rank	8
Fastest Section Time (Section)	0:11.25 (400m)
Top Speed [km/h] (Section)	67.2 (Overall)
Race State	Finished



Eagle Farm QLD Professional

Race 6: GIDDY UP CLUB Class 6 Handicap - 1200m

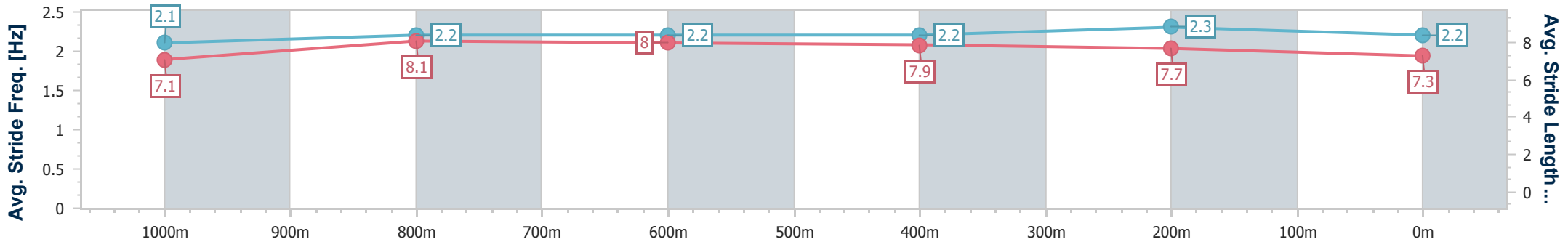
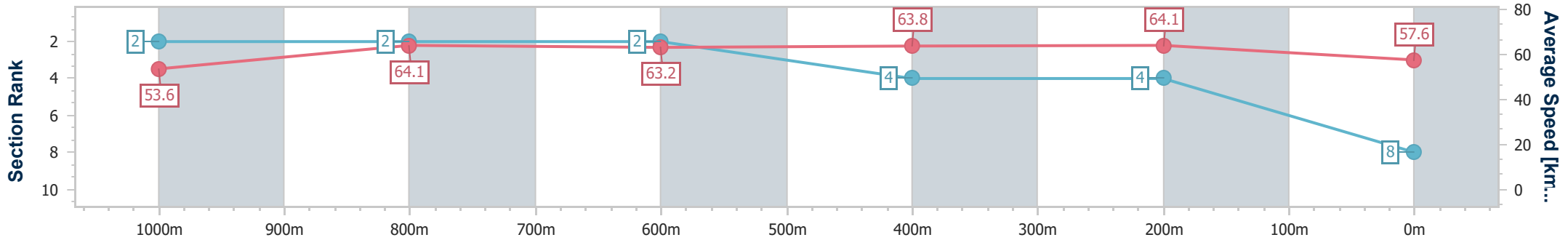
12 August 2023 - 14:39

Track Rating: Good 4, Weather: Fine, Rail Position: +7m Entire Course



BRISBANE RACING CLUB

Section	Overall	1000m	800m	600m	400m	200m
Section Times	1:11.30 [8] (0:13.45)	0:57.85 [2] (0:11.33)	0:46.52 [2] (0:11.46)	0:35.06 [2] (0:11.32)	0:23.74 [4] (0:11.25)	0:12.49 [4] (0:12.49)
Average Speed [km/h]	53.6	64.1	63.2	63.8	64.1	57.6
Top Speed [km/h]	67.2	67.0	64.2	65.2	65.4	61.9
Avg. Dist. to Rail [m]	1.1	1.5	1.6	0.8	1.5	2.4
Avg. Stride Freq. [Hz]	2.1	2.2	2.2	2.2	2.3	2.2
Avg. Stride Length [m]	7.1	8.1	8.0	7.9	7.7	7.3



- [] Ranking at each section and finish
- .-.- No data available at this section
- NA No data available



Horse/Jockey Name	Telephone Booth
Final Rank	9
Fastest Section Time (Section)	0:11.26 (600m)
Top Speed [km/h] (Section)	67.7 (1000m)
Race State	Finished



Eagle Farm QLD Professional

Race 6: GIDDY UP CLUB Class 6 Handicap - 1200m

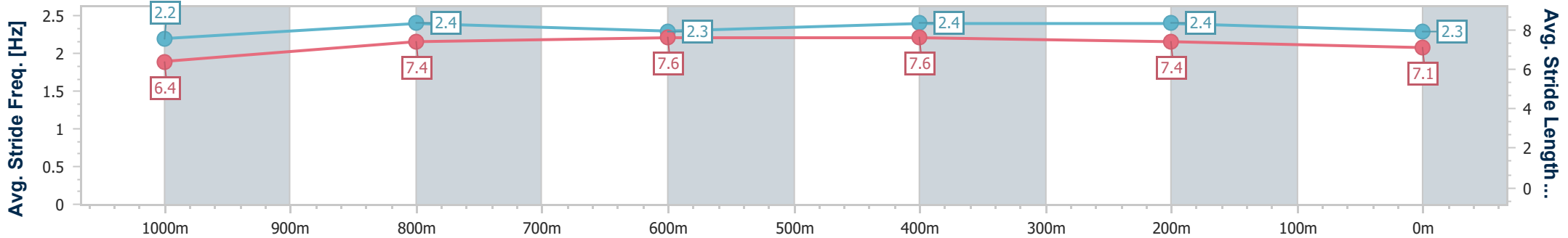
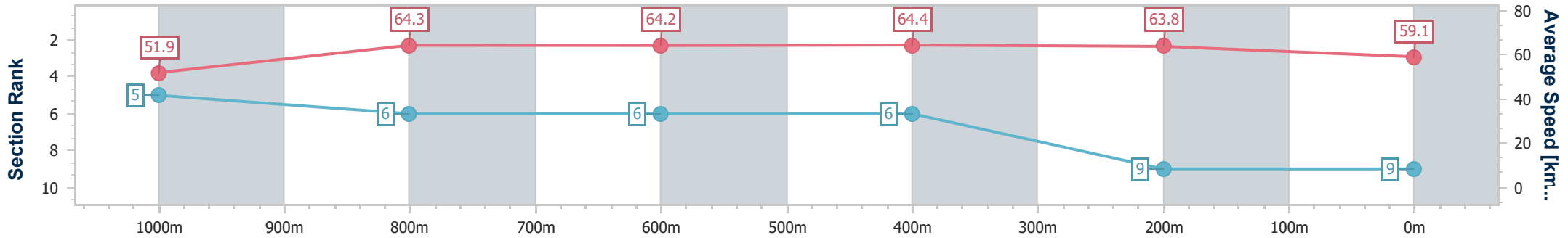
12 August 2023 - 14:39

Track Rating: Good 4, Weather: Fine, Rail Position: +7m Entire Course



BRISBANE RACING CLUB

Section	Overall	1000m	800m	600m	400m	200m
Section Times	1:11.30 [9] (0:13.91)	0:57.39 [5] (0:11.34)	0:46.05 [6] (0:11.31)	0:34.74 [6] (0:11.26)	0:23.48 [6] (0:11.29)	0:12.19 [9] (0:12.19)
Average Speed [km/h]	51.9	64.3	64.2	64.4	63.8	59.1
Top Speed [km/h]	65.8	67.7	65.5	65.7	65.0	61.3
Avg. Dist. to Rail [m]	3.9	2.4	1.9	1.8	5.2	8.5
Avg. Stride Freq. [Hz]	2.2	2.4	2.3	2.4	2.4	2.3
Avg. Stride Length [m]	6.4	7.4	7.6	7.6	7.4	7.1



- [] Ranking at each section and finish
- .-.- No data available at this section
- NA No data available



Horse/Jockey Name	Zingalong
Final Rank	10
Fastest Section Time (Section)	0:11.21 (400m)
Top Speed [km/h] (Section)	66.6 (600m)
Race State	Finished



Eagle Farm QLD Professional

Race 6: GIDDY UP CLUB Class 6 Handicap - 1200m

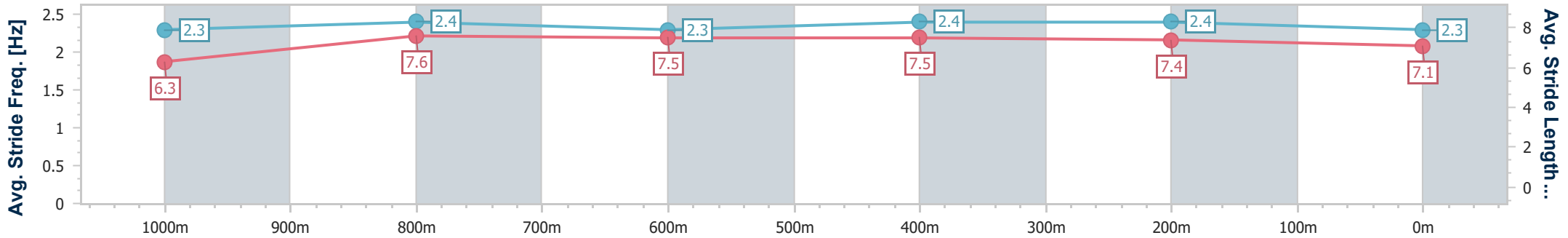
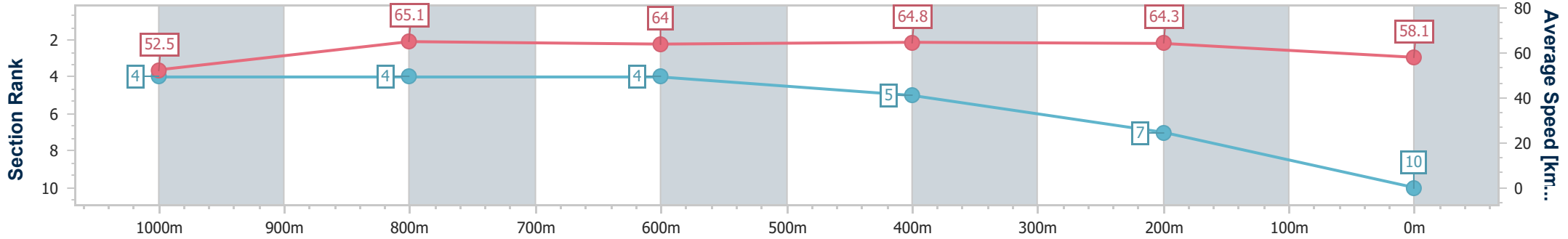
12 August 2023 - 14:39

Track Rating: Good 4, Weather: Fine, Rail Position: +7m Entire Course



BRISBANE RACING CLUB

Section	Overall	1000m	800m	600m	400m	200m
Section Times	1:11.34 [10] (0:13.73)	0:57.61 [4] (0:11.22)	0:46.39 [4] (0:11.50)	0:34.89 [4] (0:11.29)	0:23.60 [5] (0:11.21)	0:12.39 [7] (0:12.39)
Average Speed [km/h]	52.5	65.1	64.0	64.8	64.3	58.1
Top Speed [km/h]	65.7	66.4	65.4	66.6	65.8	62.6
Avg. Dist. to Rail [m]	5.3	2.9	4.4	3.6	4.8	5.7
Avg. Stride Freq. [Hz]	2.3	2.4	2.3	2.4	2.4	2.3
Avg. Stride Length [m]	6.3	7.6	7.5	7.5	7.4	7.1



- [] Ranking at each section and finish
- .-.- No data available at this section
- NA No data available