



**Eagle Farm QLD Professional**  
**Race 5: U&U RECRUITMENT PARTNERS BENCHMARK 90 Handicap - 1835m**  
**12 August 2023 - 14:03**



BRISBANE  
RACING CLUB

Track Rating: Good 4, Weather: Fine, Rail Position: +7m Entire Course

Section														
Field Times	Overall	1600m	1400m	1200m	1000m	800m	600m	Last 600m						
	1:52.33 (0:16.13)	1:36.20 (0:11.88)	1:24.32 (0:12.24)	1:12.08 (0:12.29)	0:59.79 (0:12.34)	0:47.45 (0:12.16)	0:35.29 (0:11.81)	0:35.29						
Rank	TAB	Horse/Jockey	Barrier	Top Speed [km/h]	Fastest Section									Distance Travelled [m]
1	10	<b>TONY BE</b> Cejay Graham	1	63.4 400m	0:11.48 400m	1:52.33 [1] (0:16.76)	1:35.57 [6] (0:12.06)	1:23.51 [6] (0:12.17)	1:11.34 [6] (0:12.18)	0:59.16 [5] (0:12.21)	0:46.95 [5] (0:12.04)	0:34.91 [5] (0:11.73)	0:34.91	
2	7	<b>SHOPPING ESPRIT</b> Ben Thompson	6	65.9 400m	0:11.20 400m	1:52.40 [2] (0:17.13)	1:35.27 [7] (0:12.00)	1:23.27 [7] (0:12.22)	1:11.05 [9] (0:12.16)	0:58.89 [7] (0:12.26)	0:46.63 [7] (0:11.92)	0:34.71 [7] (0:11.33)	0:34.71	+15
3	9	<b>NIKAU SPUR</b> Mark Du Plessis	4	64.9 600m	0:11.36 400m	1:52.42 [3] (0:16.76)	1:35.66 [5] (0:11.88)	1:23.78 [5] (0:12.30)	1:11.48 [5] (0:12.24)	0:59.24 [6] (0:12.29)	0:46.95 [6] (0:12.01)	0:34.94 [6] (0:11.42)	0:34.94	+9
3	8	<b>WAIRERE FALLS</b> Samantha Collett	10	64.6 400m	0:11.42 400m	1:52.42 [3] (0:16.13)	1:36.29 [1] (0:12.00)	1:24.29 [2] (0:12.28)	1:12.01 [2] (0:12.23)	0:59.78 [2] (0:12.29)	0:47.49 [2] (0:12.11)	0:35.38 [1] (0:11.81)	0:35.38	+10
5	5	<b>BAANONE</b> Jaden Lloyd	8	64.6 400m	0:11.28 400m	1:52.55 [5] (0:17.22)	1:35.33 [8] (0:11.98)	1:23.35 [8] (0:12.09)	1:11.26 [7] (0:12.24)	0:59.02 [8] (0:12.28)	0:46.74 [8] (0:11.94)	0:34.80 [8] (0:11.59)	0:34.80	+9
6	1	<b>FAST TALKING</b> Bailey Wheeler	5	63.8 400m	0:11.45 400m	1:53.14 [6] (0:16.44)	1:36.70 [3] (0:11.97)	1:24.73 [4] (0:12.19)	1:12.54 [3] (0:12.28)	1:00.26 [3] (0:12.32)	0:47.94 [3] (0:12.06)	0:35.88 [3] (0:11.87)	0:35.88	+7
7	3	<b>TREVELYAN</b> Melea Castle	9	63.3 600m	0:11.64 400m	1:53.40 [7] (0:17.34)	1:36.06 [9] (0:11.96)	1:24.10 [9] (0:12.02)	1:12.08 [8] (0:12.42)	0:59.66 [9] (0:12.25)	0:47.41 [9] (0:11.86)	0:35.55 [9] (0:11.68)	0:35.55	+16
8	4	<b>LINTHORPE LAD</b> James Orman	7	63.1 400m	0:11.68 400m	1:53.42 [8] (0:16.48)	1:36.94 [4] (0:11.91)	1:25.03 [3] (0:12.31)	1:12.72 [4] (0:12.26)	1:00.46 [4] (0:12.25)	0:48.21 [4] (0:12.09)	0:36.12 [4] (0:11.86)	0:36.12	+11
9	2	<b>HASABRO</b> Damien Thornton	2	64.0 Overall	0:11.68 400m	1:53.70 [9] (0:16.18)	1:37.52 [2] (0:11.83)	1:25.69 [1] (0:12.24)	1:13.45 [1] (0:12.29)	1:01.16 [1] (0:12.34)	0:48.82 [1] (0:12.17)	0:36.65 [2] (0:11.85)	0:36.65	+8

Scratched: Ashgrove (#6)

[ ] Ranking at each section and finish  
 -:-:- No data available at this section  
 NA No data available

SCN Saddle cloth number  
 DNF Did not finish  
 DNT Did not track



**Eagle Farm QLD Professional**  
**Race 5: U&U RECRUITMENT PARTNERS BENCHMARK 90 Handicap - 1835m**  
**12 August 2023 - 14:03**



BRISBANE  
RACING CLUB

Track Rating: Good 4, Weather: Fine, Rail Position: +7m Entire Course

Section							400m	200m			Last 600m
Field Times							0:23.48 (0:11.37)	0:12.11 (0:12.11)			0:35.29
Rank	TAB	Horse/Jockey	Barrier	Top Speed [km/h]	Fastest Section			Margin			Distance Travelled [m]
1	10	<b>TONY BE</b> Cejay Graham	1	63.4 400m	0:11.48 400m	0:23.18 [6] (0:11.48)	0:11.70 [7] (0:11.70)	1:52.33		0:34.91	
2	7	<b>SHOPPING ESPRIT</b> Ben Thompson	6	65.9 400m	0:11.20 400m	0:23.38 [4] (0:11.20)	0:12.18 [1] (0:12.18)	0.44L		0:34.71	+15
3	9	<b>NIKAU SPUR</b> Mark Du Plessis	4	64.9 600m	0:11.36 400m	0:23.52 [3] (0:11.36)	0:12.16 [2] (0:12.16)	0.53L		0:34.94	+9
3	8	<b>WAIRERE FALLS</b> Samantha Collett	10	64.6 400m	0:11.42 400m	0:23.57 [1] (0:11.42)	0:12.15 [3] (0:12.15)	0.53L		0:35.38	+10
5	5	<b>BAANONE</b> Jaden Lloyd	8	64.6 400m	0:11.28 400m	0:23.21 [8] (0:11.28)	0:11.93 [6] (0:11.93)	1.31L		0:34.80	+9
6	1	<b>FAST TALKING</b> Bailey Wheeler	5	63.8 400m	0:11.45 400m	0:24.01 [5] (0:11.45)	0:12.56 [4] (0:12.56)	4.76L		0:35.88	+7
7	3	<b>TREVELYAN</b> Melea Castle	9	63.3 600m	0:11.64 400m	0:23.87 [9] (0:11.64)	0:12.23 [9] (0:12.23)	6.31L		0:35.55	+16
8	4	<b>LINTHORPE LAD</b> James Orman	7	63.1 400m	0:11.68 400m	0:24.26 [7] (0:11.68)	0:12.58 [8] (0:12.58)	6.45L		0:36.12	+11
9	2	<b>HASABRO</b> Damien Thornton	2	64.0 Overall	0:11.68 400m	0:24.80 [2] (0:11.68)	0:13.12 [5] (0:13.12)	8.06L		0:36.65	+8

Scratched: Ashgrove (#6)

[ ] Ranking at each section and finish  
 -:-:- No data available at this section  
 NA No data available

SCN Saddle cloth number  
 DNF Did not finish  
 DNT Did not track



Horse/Jockey Name	Tony Be
Final Rank	1
Fastest Section Time (Section)	0:11.48 (400m)
Top Speed [km/h] (Section)	63.4 (400m)
Race State	Finished

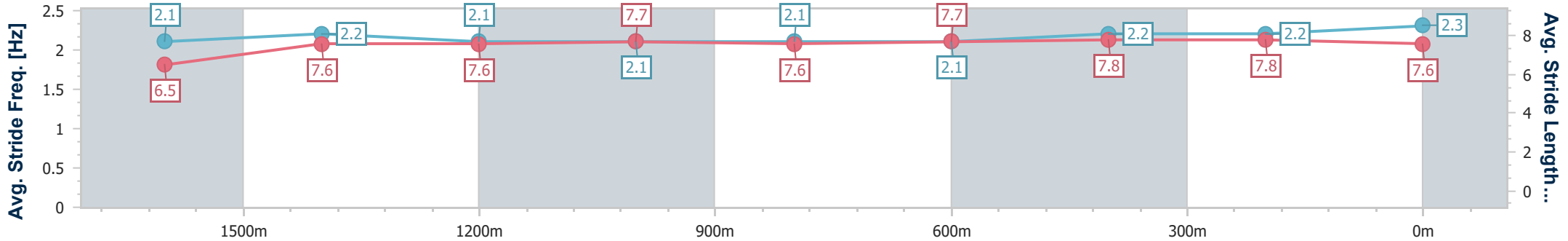
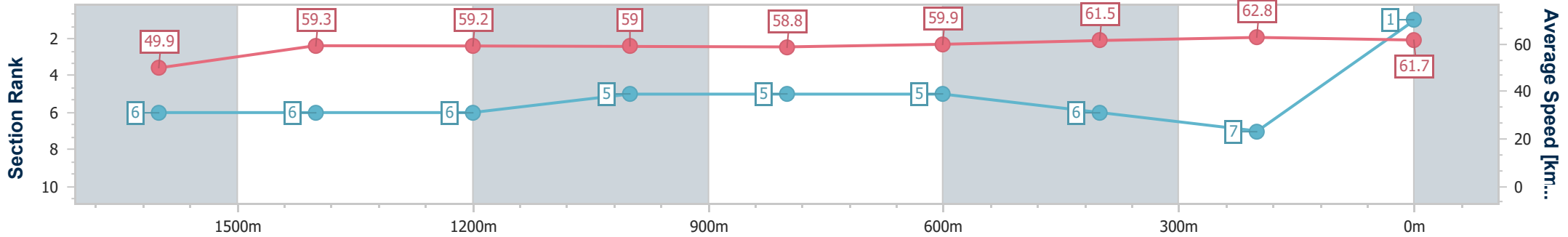


Eagle Farm QLD Professional  
 Race 5: U&U RECRUITMENT PARTNERS BENCHMARK 90  
 Handicap - 1835m  
 12 August 2023 - 14:03  
 Track Rating: Good 4, Weather: Fine, Rail Position: +7m Entire Course



BRISBANE  
 RACING CLUB

Section	Overall	1600m	1400m	1200m	1000m	800m	600m	400m	200m			
Section Times	1:52.33 [1] (0:16.76)	1:35.57 [6] (0:12.06)	1:23.51 [6] (0:12.17)	1:11.34 [6] (0:12.18)	0:59.16 [5] (0:12.21)	0:46.95 [5] (0:12.04)	0:34.91 [5] (0:11.73)	0:23.18 [6] (0:11.48)	0:11.70 [7] (0:11.70)			
Average Speed [km/h]	49.9	59.3	59.2	59.0	58.8	59.9	61.5	62.8	61.7			
Top Speed [km/h]	61.0	62.4	62.8	59.5	61.3	61.6	62.5	63.4	63.1			
Avg. Dist. to Rail [m]	3.7	2.0	1.2	0.5	0.5	0.3	0.7	4.2	6.9			
Avg. Stride Freq. [Hz]	2.1	2.2	2.1	2.1	2.1	2.1	2.2	2.2	2.3			
Avg. Stride Length [m]	6.5	7.6	7.6	7.7	7.6	7.7	7.8	7.8	7.6			



- [ ] Ranking at each section and finish
- .-.- No data available at this section
- NA No data available



Horse/Jockey Name	Shopping Esprit
Final Rank	2
Fastest Section Time (Section)	0:11.20 (400m)
Top Speed [km/h] (Section)	65.9 (400m)
Race State	Finished

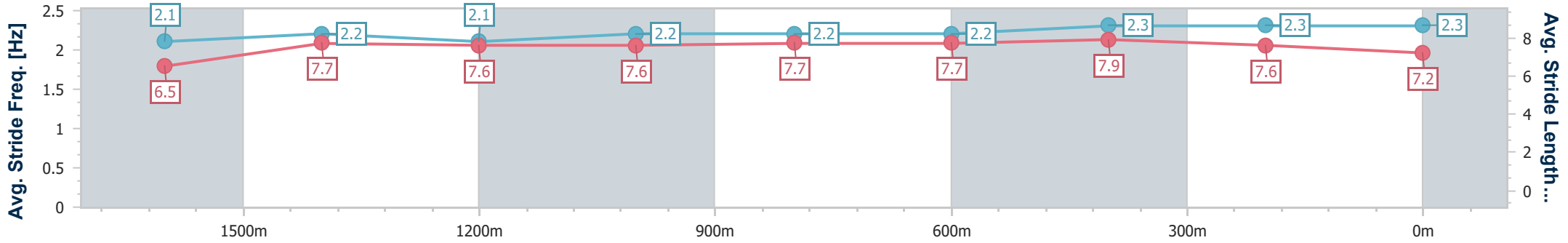
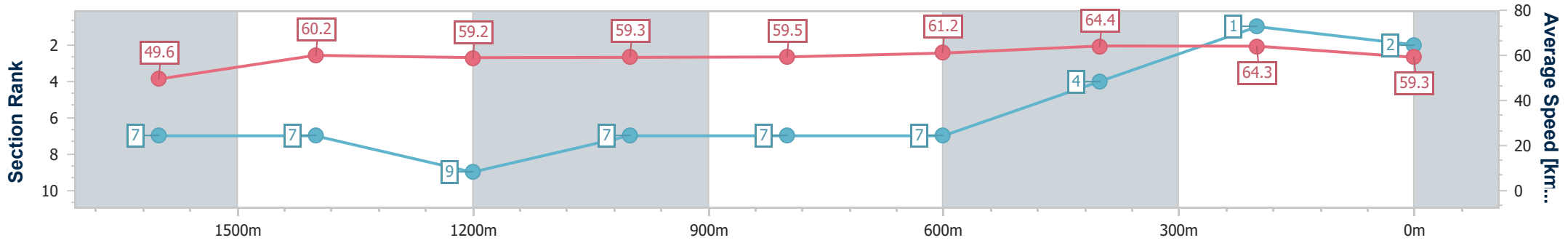


Eagle Farm QLD Professional  
 Race 5: U&U RECRUITMENT PARTNERS BENCHMARK 90  
 Handicap - 1835m  
 12 August 2023 - 14:03  
 Track Rating: Good 4, Weather: Fine, Rail Position: +7m Entire Course



BRISBANE  
 RACING CLUB

Section	Overall	1600m	1400m	1200m	1000m	800m	600m	400m	200m				
Section Times	1:52.40 [2] (0:17.13)	1:35.27 [7] (0:12.00)	1:23.27 [7] (0:12.22)	1:11.05 [9] (0:12.16)	0:58.89 [7] (0:12.26)	0:46.63 [7] (0:11.92)	0:34.71 [7] (0:11.33)	0:23.38 [4] (0:11.20)	0:12.18 [1] (0:12.18)				
Average Speed [km/h]	49.6	60.2	59.2	59.3	59.5	61.2	64.4	64.3	59.3				
Top Speed [km/h]	61.0	62.0	61.3	60.2	60.6	62.4	65.4	65.9	62.6				
Avg. Dist. to Rail [m]	3.3	1.7	2.9	3.3	2.9	2.4	2.8	4.2	4.9				
Avg. Stride Freq. [Hz]	2.1	2.2	2.1	2.2	2.2	2.2	2.3	2.3	2.3				
Avg. Stride Length [m]	6.5	7.7	7.6	7.6	7.7	7.7	7.9	7.6	7.2				



- [ ] Ranking at each section and finish
- .-.- No data available at this section
- NA No data available



Horse/Jockey Name	Wairere Falls
Final Rank	3
Fastest Section Time (Section)	0:11.42 (400m)
Top Speed [km/h] (Section)	64.6 (400m)
Race State	Finished

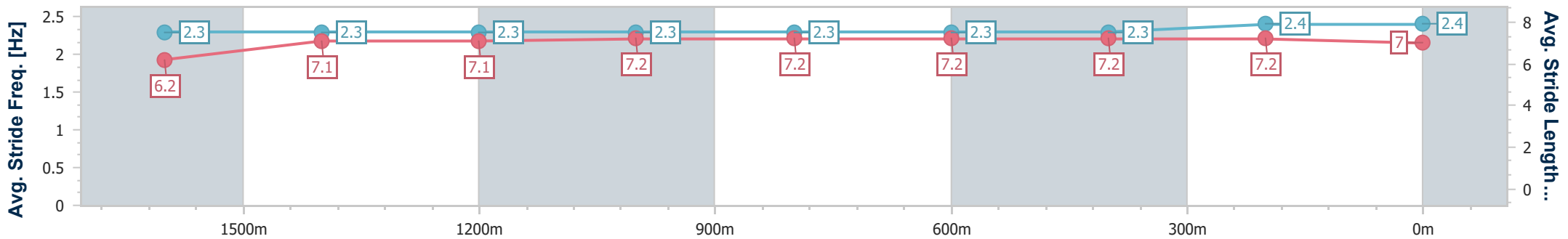
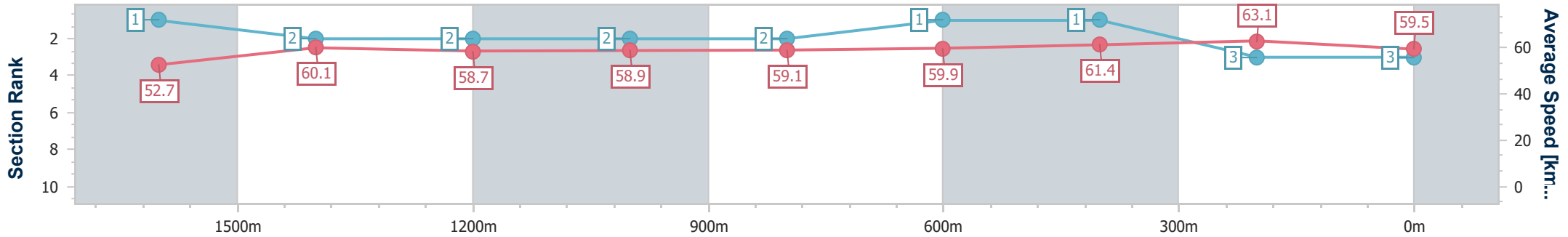


Eagle Farm QLD Professional  
 Race 5: U&U RECRUITMENT PARTNERS BENCHMARK 90  
 Handicap - 1835m  
 12 August 2023 - 14:03  
 Track Rating: Good 4, Weather: Fine, Rail Position: +7m Entire Course



BRISBANE  
 RACING CLUB

Section	Overall	1600m	1400m	1200m	1000m	800m	600m	400m	200m			
Section Times	1:52.42 [3] (0:16.13)	1:36.29 [1] (0:12.00)	1:24.29 [2] (0:12.28)	1:12.01 [2] (0:12.23)	0:59.78 [2] (0:12.29)	0:47.49 [2] (0:12.11)	0:35.38 [1] (0:11.81)	0:23.57 [1] (0:11.42)	0:12.15 [3] (0:12.15)			
Average Speed [km/h]	52.7	60.1	58.7	58.9	59.1	59.9	61.4	63.1	59.5			
Top Speed [km/h]	64.0	61.3	60.2	59.5	60.7	60.8	63.4	64.6	61.8			
Avg. Dist. to Rail [m]	5.1	0.6	1.2	1.8	1.9	1.9	1.2	2.6	4.6			
Avg. Stride Freq. [Hz]	2.3	2.3	2.3	2.3	2.3	2.3	2.3	2.4	2.4			
Avg. Stride Length [m]	6.2	7.1	7.1	7.2	7.2	7.2	7.2	7.2	7.0			



- [ ] Ranking at each section and finish
- .-.- No data available at this section
- NA No data available



Horse/Jockey Name	Nikau Spur
Final Rank	3
Fastest Section Time (Section)	0:11.36 (400m)
Top Speed [km/h] (Section)	64.9 (600m)
Race State	Finished

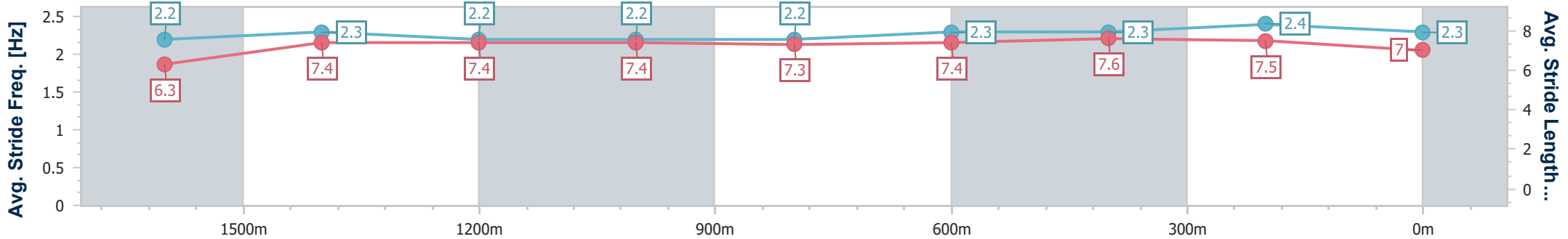
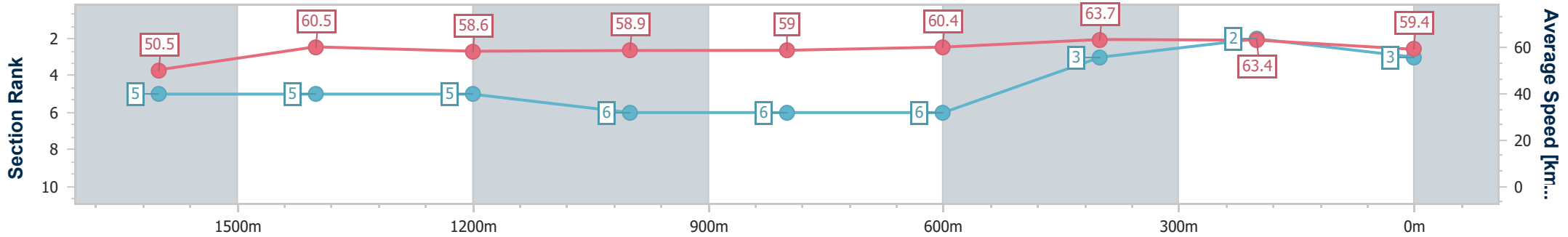


Eagle Farm QLD Professional  
 Race 5: U&U RECRUITMENT PARTNERS BENCHMARK 90  
 Handicap - 1835m  
 12 August 2023 - 14:03  
 Track Rating: Good 4, Weather: Fine, Rail Position: +7m Entire Course



BRISBANE  
 RACING CLUB

Section	Overall	1600m	1400m	1200m	1000m	800m	600m	400m	200m			
Section Times	1:52.42 [3] (0:16.76)	1:35.66 [5] (0:11.88)	1:23.78 [5] (0:12.30)	1:11.48 [5] (0:12.24)	0:59.24 [6] (0:12.29)	0:46.95 [6] (0:12.01)	0:34.94 [6] (0:11.42)	0:23.52 [3] (0:11.36)	0:12.16 [2] (0:12.16)			
Average Speed [km/h]	50.5	60.5	58.6	58.9	59.0	60.4	63.7	63.4	59.4			
Top Speed [km/h]	61.1	61.8	61.5	59.8	60.9	61.4	64.9	64.8	61.6			
Avg. Dist. to Rail [m]	2.5	0.4	0.8	1.5	1.3	1.5	2.4	4.5	4.9			
Avg. Stride Freq. [Hz]	2.2	2.3	2.2	2.2	2.2	2.3	2.3	2.4	2.3			
Avg. Stride Length [m]	6.3	7.4	7.4	7.4	7.3	7.4	7.6	7.5	7.0			



- [ ] Ranking at each section and finish
- .-.- No data available at this section
- NA No data available



Horse/Jockey Name	Baanone
Final Rank	5
Fastest Section Time (Section)	0:11.28 (400m)
Top Speed [km/h] (Section)	64.6 (400m)
Race State	Finished

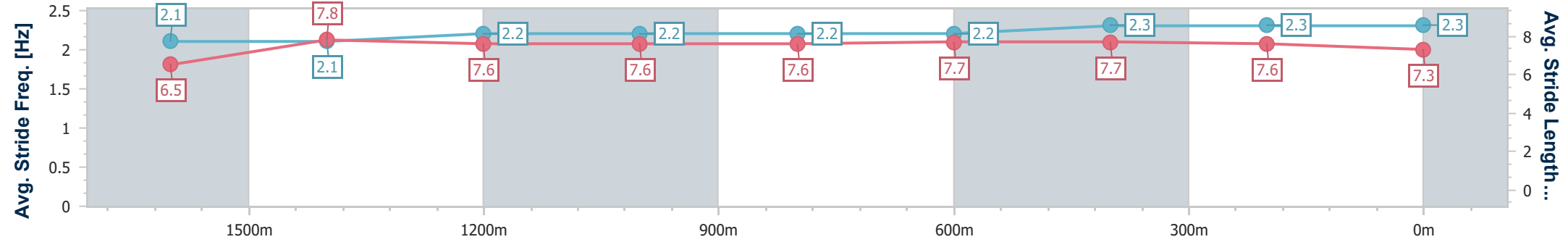
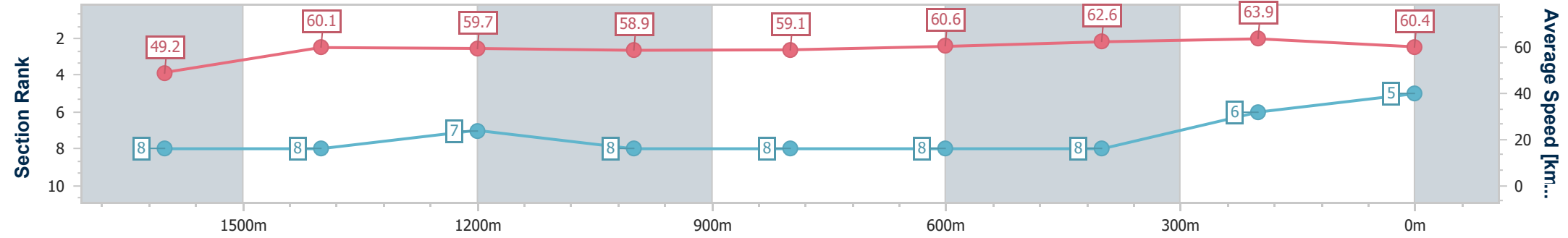


Eagle Farm QLD Professional  
 Race 5: U&U RECRUITMENT PARTNERS BENCHMARK 90  
 Handicap - 1835m  
 12 August 2023 - 14:03  
 Track Rating: Good 4, Weather: Fine, Rail Position: +7m Entire Course



BRISBANE  
 RACING CLUB

Section	Overall	1600m	1400m	1200m	1000m	800m	600m	400m	200m			
Section Times	1:52.55 [5] (0:17.22)	1:35.33 [8] (0:11.98)	1:23.35 [8] (0:12.09)	1:11.26 [7] (0:12.24)	0:59.02 [8] (0:12.28)	0:46.74 [8] (0:11.94)	0:34.80 [8] (0:11.59)	0:23.21 [8] (0:11.28)	0:11.93 [6] (0:11.93)			
Average Speed [km/h]	49.2	60.1	59.7	58.9	59.1	60.6	62.6	63.9	60.4			
Top Speed [km/h]	62.0	61.3	62.6	59.9	60.6	61.8	64.1	64.6	63.8			
Avg. Dist. to Rail [m]	4.4	0.3	1.1	1.3	1.4	1.2	1.6	3.7	6.3			
Avg. Stride Freq. [Hz]	2.1	2.1	2.2	2.2	2.2	2.2	2.3	2.3	2.3			
Avg. Stride Length [m]	6.5	7.8	7.6	7.6	7.6	7.7	7.7	7.6	7.3			



- [ ] Ranking at each section and finish
- .-.- No data available at this section
- NA No data available



Horse/Jockey Name	Fast Talking
Final Rank	6
Fastest Section Time (Section)	0:11.45 (400m)
Top Speed [km/h] (Section)	63.8 (400m)
Race State	Finished

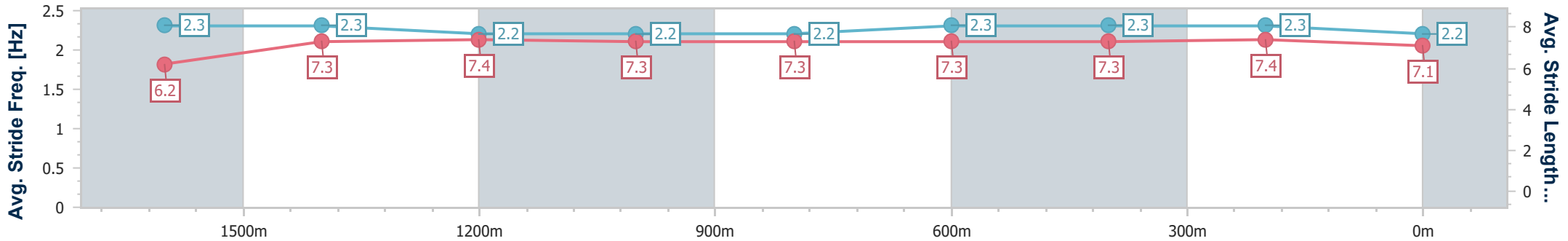
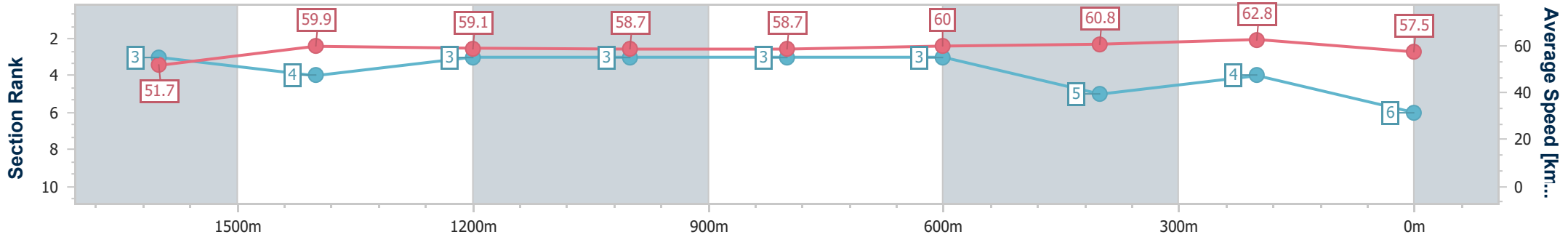


Eagle Farm QLD Professional  
 Race 5: U&U RECRUITMENT PARTNERS BENCHMARK 90  
 Handicap - 1835m  
 12 August 2023 - 14:03  
 Track Rating: Good 4, Weather: Fine, Rail Position: +7m Entire Course



BRISBANE  
 RACING CLUB

Section	Overall	1600m	1400m	1200m	1000m	800m	600m	400m	200m				
Section Times	1:53.14 [6] (0:16.44)	1:36.70 [3] (0:11.97)	1:24.73 [4] (0:12.19)	1:12.54 [3] (0:12.28)	1:00.26 [3] (0:12.32)	0:47.94 [3] (0:12.06)	0:35.88 [3] (0:11.87)	0:24.01 [5] (0:11.45)	0:12.56 [4] (0:12.56)				
Average Speed [km/h]	51.7	59.9	59.1	58.7	58.7	60.0	60.8	62.8	57.5				
Top Speed [km/h]	61.4	61.2	61.1	59.4	60.6	61.2	63.2	63.8	61.3				
Avg. Dist. to Rail [m]	3.3	0.6	0.7	1.4	1.1	0.8	0.6	2.8	3.4				
Avg. Stride Freq. [Hz]	2.3	2.3	2.2	2.2	2.2	2.3	2.3	2.3	2.2				
Avg. Stride Length [m]	6.2	7.3	7.4	7.3	7.3	7.3	7.3	7.4	7.1				



- [ ] Ranking at each section and finish
- .-.- No data available at this section
- NA No data available





Horse/Jockey Name	Trevelyan
Final Rank	7
Fastest Section Time (Section)	0:11.64 (400m)
Top Speed [km/h] (Section)	63.3 (600m)
Race State	Finished

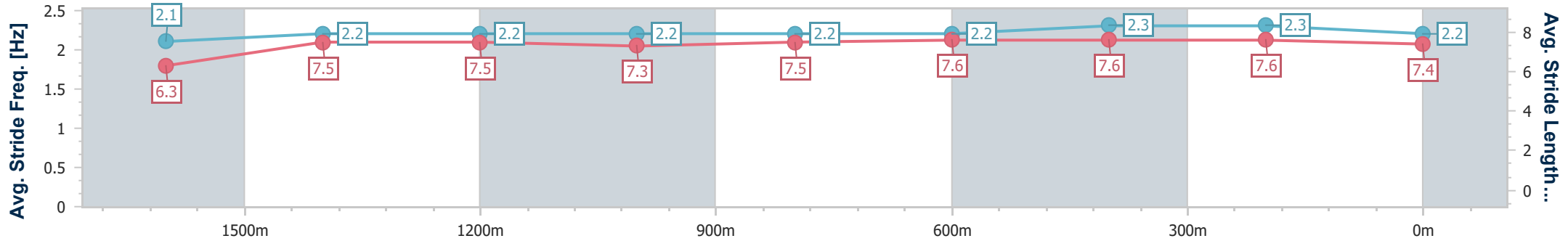
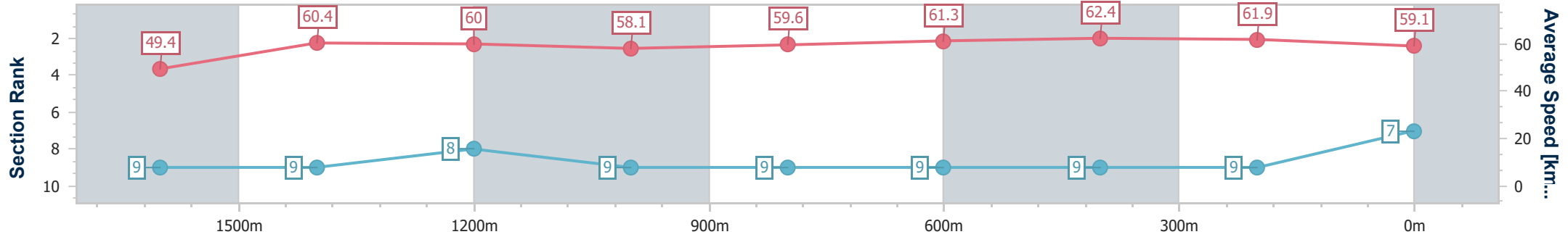


Eagle Farm QLD Professional  
 Race 5: U&U RECRUITMENT PARTNERS BENCHMARK 90  
 Handicap - 1835m  
 12 August 2023 - 14:03  
 Track Rating: Good 4, Weather: Fine, Rail Position: +7m Entire Course



BRISBANE  
 RACING CLUB

Section	Overall	1600m	1400m	1200m	1000m	800m	600m	400m	200m			
Section Times	1:53.40 [7] (0:17.34)	1:36.06 [9] (0:11.96)	1:24.10 [9] (0:12.02)	1:12.08 [8] (0:12.42)	0:59.66 [9] (0:12.25)	0:47.41 [9] (0:11.86)	0:35.55 [9] (0:11.68)	0:23.87 [9] (0:11.64)	0:12.23 [9] (0:12.23)			
Average Speed [km/h]	49.4	60.4	60.0	58.1	59.6	61.3	62.4	61.9	59.1			
Top Speed [km/h]	62.4	61.7	62.6	58.8	60.2	62.0	63.3	62.7	60.7			
Avg. Dist. to Rail [m]	5.8	1.7	2.0	3.8	2.5	2.2	2.7	5.3	4.0			
Avg. Stride Freq. [Hz]	2.1	2.2	2.2	2.2	2.2	2.2	2.3	2.3	2.2			
Avg. Stride Length [m]	6.3	7.5	7.5	7.3	7.5	7.6	7.6	7.6	7.4			



- [ ] Ranking at each section and finish
- .-.- No data available at this section
- NA No data available



Horse/Jockey Name	Linthorpe Lad
Final Rank	8
Fastest Section Time (Section)	0:11.68 (400m)
Top Speed [km/h] (Section)	63.1 (400m)
Race State	Finished

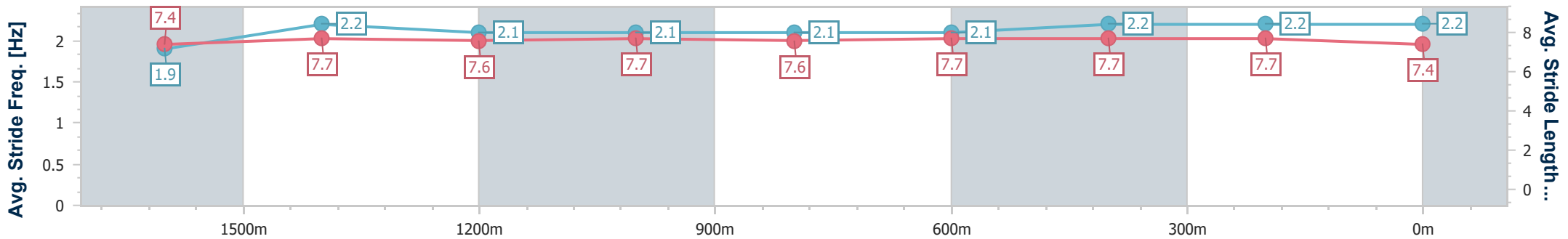
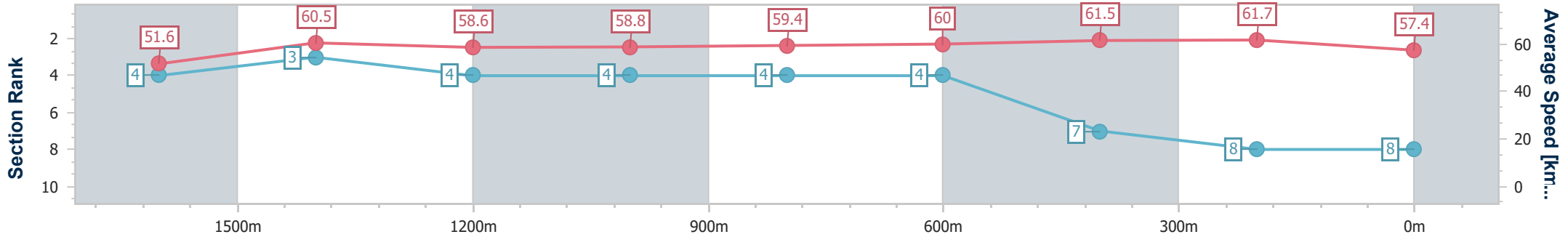


Eagle Farm QLD Professional  
 Race 5: U&U RECRUITMENT PARTNERS BENCHMARK 90  
 Handicap - 1835m  
 12 August 2023 - 14:03  
 Track Rating: Good 4, Weather: Fine, Rail Position: +7m Entire Course



BRISBANE  
 RACING CLUB

Section	Overall	1600m	1400m	1200m	1000m	800m	600m	400m	200m			
Section Times	1:53.42 [8] (0:16.48)	1:36.94 [4] (0:11.91)	1:25.03 [3] (0:12.31)	1:12.72 [4] (0:12.26)	1:00.46 [4] (0:12.25)	0:48.21 [4] (0:12.09)	0:36.12 [4] (0:11.86)	0:24.26 [7] (0:11.68)	0:12.58 [8] (0:12.58)			
Average Speed [km/h]	51.6	60.5	58.6	58.8	59.4	60.0	61.5	61.7	57.4			
Top Speed [km/h]	62.2	62.1	60.4	59.7	60.6	61.2	62.6	63.1	60.5			
Avg. Dist. to Rail [m]	4.0	0.5	1.5	2.2	1.8	1.8	2.6	2.8	3.7			
Avg. Stride Freq. [Hz]	1.9	2.2	2.1	2.1	2.1	2.1	2.2	2.2	2.2			
Avg. Stride Length [m]	7.4	7.7	7.6	7.7	7.6	7.7	7.7	7.7	7.4			



- [ ] Ranking at each section and finish
- .-.- No data available at this section
- NA No data available



Horse/Jockey Name	Hasabro
Final Rank	9
Fastest Section Time (Section)	0:11.68 (400m)
Top Speed [km/h] (Section)	64.0 (Overall)
Race State	Finished

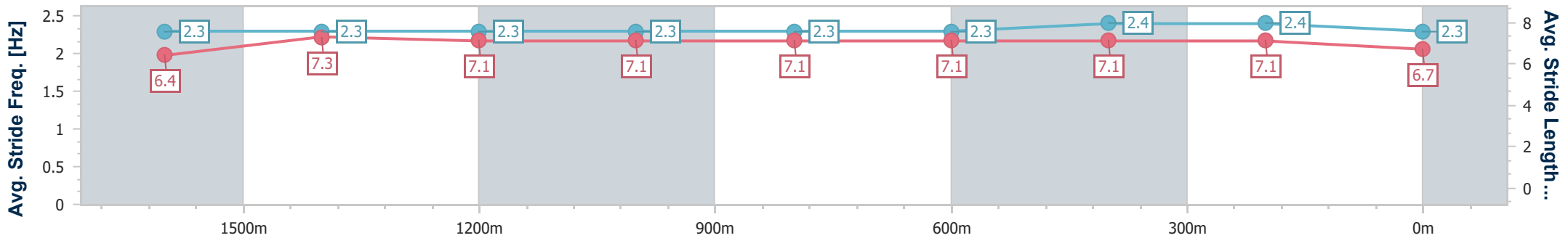
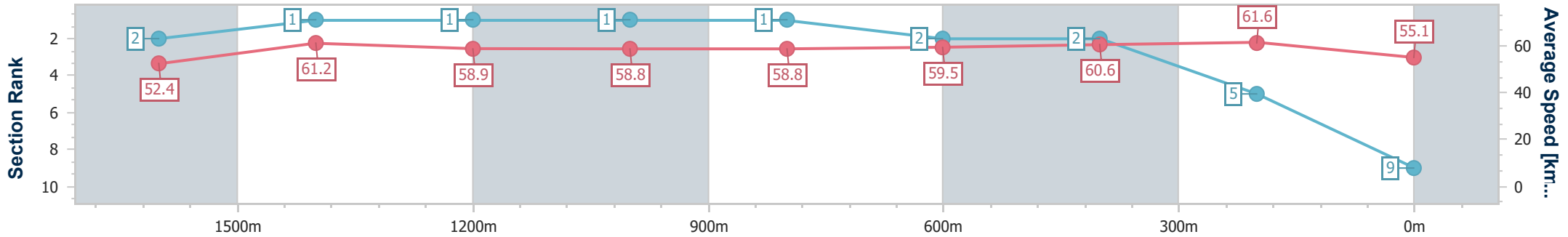


Eagle Farm QLD Professional  
 Race 5: U&U RECRUITMENT PARTNERS BENCHMARK 90  
 Handicap - 1835m  
 12 August 2023 - 14:03  
 Track Rating: Good 4, Weather: Fine, Rail Position: +7m Entire Course



BRISBANE  
 RACING CLUB

Section	Overall	1600m	1400m	1200m	1000m	800m	600m	400m	200m
Section Times	1:53.70 [9] (0:16.18)	1:37.52 [2] (0:11.83)	1:25.69 [1] (0:12.24)	1:13.45 [1] (0:12.29)	1:01.16 [1] (0:12.34)	0:48.82 [1] (0:12.17)	0:36.65 [2] (0:11.85)	0:24.80 [2] (0:11.68)	0:13.12 [5] (0:13.12)
Average Speed [km/h]	52.4	61.2	58.9	58.8	58.8	59.5	60.6	61.6	55.1
Top Speed [km/h]	64.0	62.2	60.6	59.4	60.3	60.6	62.7	62.8	59.4
Avg. Dist. to Rail [m]	2.7	1.4	2.0	2.4	1.7	1.1	0.9	1.7	0.6
Avg. Stride Freq. [Hz]	2.3	2.3	2.3	2.3	2.3	2.3	2.4	2.4	2.3
Avg. Stride Length [m]	6.4	7.3	7.1	7.1	7.1	7.1	7.1	7.1	6.7



- [ ] Ranking at each section and finish
- .-.- No data available at this section
- NA No data available