



# Eagle Farm QLD Professional

## Race 4: STABLE CLUB BENCHMARK 78 Handicap - 2206m

12 August 2023 - 13:28



BRISBANE  
RACING CLUB

Track Rating: Good 4, Weather: Fine, Rail Position: +7m Entire Course

Section													Overall	2000m	1800m	1600m	1400m	1200m	1000m	Last 600m
Field Times													2:19.42 (0:16.75)	2:02.67 (0:11.93)	1:50.74 (0:12.48)	1:38.26 (0:11.97)	1:26.29 (0:12.33)	1:13.96 (0:12.40)	1:01.56 (0:12.53)	0:37.04
Rank	TAB	Horse/Jockey	Barrier	Top Speed [km/h]	Fastest Section								Distance Travelled [m]							
1	12	CHERNAK Mark Du Plessis	7	62.2 600m	0:11.82 600m	2:19.42 [1] (0:18.02)	2:01.40 [10] (0:11.99)	1:49.41 [9] (0:12.27)	1:37.14 [9] (0:12.31)	1:24.83 [9] (0:12.06)	1:12.77 [9] (0:12.40)	1:00.37 [10] (0:12.40)	0:36.00							
2	5	CHAYSE 'N' ARTIE Sean Cormack	11	62.9 600m	0:11.81 600m	2:19.50 [2] (0:17.38)	2:02.12 [6] (0:12.03)	1:50.09 [7] (0:12.41)	1:37.68 [7] (0:12.15)	1:25.53 [6] (0:12.12)	1:13.41 [6] (0:12.33)	1:01.08 [6] (0:12.40)	0:36.69	+7						
3	2	OZ LEGEND Martin Harley	6	61.9 600m	0:11.74 600m	2:19.60 [3] (0:17.19)	2:02.41 [5] (0:12.01)	1:50.40 [4] (0:12.44)	1:37.96 [5] (0:12.21)	1:25.75 [5] (0:12.16)	1:13.59 [5] (0:12.41)	1:01.18 [5] (0:12.49)	0:36.66	+5						
4	9	PHILIPSBURG Kyle Wilson-Taylor	8	62.6 600m	0:11.74 600m	2:19.88 [4] (0:17.71)	2:02.17 [8] (0:12.09)	1:50.08 [8] (0:12.37)	1:37.71 [8] (0:12.22)	1:25.49 [8] (0:12.07)	1:13.42 [8] (0:12.29)	1:01.13 [8] (0:12.35)	0:36.80	+13						
5	4	CARBONETTI James Orman	2	62.9 Overall	0:11.85 600m	2:19.92 [5] (0:17.00)	2:02.92 [3] (0:12.01)	1:50.91 [3] (0:12.39)	1:38.52 [3] (0:12.05)	1:26.47 [3] (0:12.34)	1:14.13 [3] (0:12.48)	1:01.65 [4] (0:12.48)	0:37.15	+5						
6	8	ROLLER COASTER Andrew Mallyon	4	63.1 600m	0:11.80 600m	2:19.93 [6] (0:17.44)	2:02.49 [7] (0:11.95)	1:50.54 [6] (0:12.37)	1:38.17 [6] (0:12.40)	1:25.77 [7] (0:12.12)	1:13.65 [7] (0:12.36)	1:01.29 [7] (0:12.46)	0:36.87	+14						
7	13	SAVILEO Samantha Collett	3	61.8 1600m	0:11.88 800m	2:20.03 [7] (0:17.19)	2:02.84 [4] (0:12.10)	1:50.74 [5] (0:12.34)	1:38.40 [4] (0:12.02)	1:26.38 [4] (0:12.19)	1:14.19 [4] (0:12.35)	1:01.84 [3] (0:12.47)	0:37.49	+12						
8	10	MARIINSKY Jake Bayliss	5	62.2 1400m	0:11.75 2000m	2:20.98 [8] (0:18.80)	2:02.18 [11] (0:11.75)	1:50.43 [11] (0:11.91)	1:38.52 [11] (0:12.27)	1:26.25 [10] (0:11.97)	1:14.28 [10] (0:12.34)	1:01.94 [9] (0:12.37)	0:37.59	+6						
9	1	SKY OUT Ben Thompson	13	62.8 2000m	0:11.90 600m	2:21.15 [9] (0:16.96)	2:04.19 [2] (0:12.00)	1:52.19 [2] (0:12.24)	1:39.95 [2] (0:12.03)	1:27.92 [2] (0:12.35)	1:15.57 [2] (0:12.43)	1:03.14 [2] (0:12.47)	0:38.56	+14						
10	6	GRINZINGER KNIGHT Angela Jones	1	62.5 Overall	0:11.93 2000m	2:21.48 [10] (0:16.75)	2:04.73 [1] (0:11.93)	1:52.80 [1] (0:12.48)	1:40.32 [1] (0:11.97)	1:28.35 [1] (0:12.33)	1:16.02 [1] (0:12.40)	1:03.62 [1] (0:12.53)	0:39.10	+0						

Scratched: Tip Of The Spear (#3), Port Mourant (#11)

Report Created: Sat 12 August 2023 14:53 GMT+1 (Note: Timing is based on position data)

Page 1/15

[ ] Ranking at each section and finish  
 -:-:- No data available at this section  
 NA No data available

SCN Saddle cloth number  
 DNF Did not finish  
 DNT Did not track

data processed by TRIPLES DATA



# Eagle Farm QLD Professional

## Race 4: STABLE CLUB BENCHMARK 78 Handicap - 2206m

12 August 2023 - 13:28



BRISBANE  
RACING CLUB

Track Rating: Good 4, Weather: Fine, Rail Position: +7m Entire Course

Section	Overall	2000m	1800m	1600m	1400m	1200m	1000m	Last 600m
Field Times	2:19.42 (0:16.75)	2:02.67 (0:11.93)	1:50.74 (0:12.48)	1:38.26 (0:11.97)	1:26.29 (0:12.33)	1:13.96 (0:12.40)	1:01.56 (0:12.53)	0:37.04

Rank	TAB	Horse/Jockey	Barrier	Top Speed [km/h]	Fastest Section	Overall	2000m	1800m	1600m	1400m	1200m	1000m	Last 600m	Distance Travelled [m]
11	7	MISHANI SPARTAN	10	61.8	0:11.97	2:27.82 [11]	2:09.84 [9]	1:57.59 [10]	1:45.41 [10]	1:33.06 [11]	1:21.09 [11]	1:08.73 [11]	0:44.31	+13
		Boris Thornton		1400m	1400m	(0:17.98)	(0:12.25)	(0:12.18)	(0:12.35)	(0:11.97)	(0:12.36)	(0:12.24)		

Scratched: Tip Of The Spear (#3), Port Mourant (#11)

[ ] Ranking at each section and finish  
 -:-:- No data available at this section  
 NA No data available

SCN Saddle cloth number  
 DNF Did not finish  
 DNT Did not track



# Eagle Farm QLD Professional

## Race 4: STABLE CLUB BENCHMARK 78 Handicap - 2206m

12 August 2023 - 13:28



BRISBANE  
RACING CLUB

Track Rating: Good 4, Weather: Fine, Rail Position: +7m Entire Course

Section				800m	600m	400m	200m			Last 600m		
Field Times				0:49.03 (0:11.99)	0:37.04 (0:12.10)	0:24.94 (0:12.25)	0:12.69 (0:12.69)			0:37.04		
Rank	TAB	Horse/Jockey	Barrier	Top Speed [km/h]	Fastest Section					Margin	Distance Travelled [m]	
1	12	<b>CHERNAK</b> Mark Du Plessis	7	62.2 600m	0:11.82 600m	0:47.97 [11] (0:11.97)	0:36.00 [10] (0:11.82)	0:24.18 [10] (0:11.90)	0:12.28 [7] (0:12.28)	2:19.42	0:36.00	
2	5	<b>CHAYSE 'N' ARTIE</b> Sean Cormack	11	62.9 600m	0:11.81 600m	0:48.68 [5] (0:11.99)	0:36.69 [5] (0:11.81)	0:24.88 [5] (0:12.12)	0:12.76 [2] (0:12.76)	0.48L	0:36.69	+7
3	2	<b>OZ LEGEND</b> Martin Harley	6	61.9 600m	0:11.74 600m	0:48.69 [6] (0:12.03)	0:36.66 [6] (0:11.74)	0:24.92 [6] (0:12.05)	0:12.87 [1] (0:12.87)	1.07L	0:36.66	+5
4	9	<b>PHILIPSBURG</b> Kyle Wilson-Taylor	8	62.6 600m	0:11.74 600m	0:48.78 [7] (0:11.98)	0:36.80 [8] (0:11.74)	0:25.06 [7] (0:12.04)	0:13.02 [5] (0:13.02)	2.71L	0:36.80	+13
5	4	<b>CARBONETTI</b> James Orman	2	62.9 Overall	0:11.85 600m	0:49.17 [4] (0:12.02)	0:37.15 [4] (0:11.85)	0:25.30 [4] (0:12.21)	0:13.09 [4] (0:13.09)	2.92L	0:37.15	+5
6	8	<b>ROLLER COASTER</b> Andrew Mallyon	4	63.1 600m	0:11.80 600m	0:48.83 [8] (0:11.96)	0:36.87 [7] (0:11.80)	0:25.07 [8] (0:12.12)	0:12.95 [6] (0:12.95)	3.01L	0:36.87	+14
7	13	<b>SAVILEO</b> Samantha Collett	3	61.8 1600m	0:11.88 800m	0:49.37 [3] (0:11.88)	0:37.49 [2] (0:12.00)	0:25.49 [3] (0:12.24)	0:13.25 [3] (0:13.25)	3.57L	0:37.49	+12
8	10	<b>MARIINSKY</b> Jake Bayliss	5	62.2 1400m	0:11.75 2000m	0:49.57 [10] (0:11.98)	0:37.59 [9] (0:11.80)	0:25.79 [9] (0:12.36)	0:13.43 [10] (0:13.43)	9.19L	0:37.59	+6
9	1	<b>SKY OUT</b> Ben Thompson	13	62.8 2000m	0:11.90 600m	0:50.67 [2] (0:12.11)	0:38.56 [3] (0:11.90)	0:26.66 [2] (0:12.78)	0:13.88 [9] (0:13.88)	10.16L	0:38.56	+14
10	6	<b>GRINZINGER KNIGHT</b> Angela Jones	1	62.5 Overall	0:11.93 2000m	0:51.09 [1] (0:11.99)	0:39.10 [1] (0:12.10)	0:27.00 [1] (0:12.72)	0:14.28 [8] (0:14.28)	12.12L	0:39.10	+0

Scratched: Tip Of The Spear (#3), Port Mourant (#11)

Report Created: Sat 12 August 2023 14:53 GMT+1 (Note: Timing is based on position data)

Page 3/15

[ ] Ranking at each section and finish  
 -:-:- No data available at this section  
 NA No data available

SCN Saddle cloth number  
 DNF Did not finish  
 DNT Did not track

data processed by  TRIPLESDATA



# Eagle Farm QLD Professional

## Race 4: STABLE CLUB BENCHMARK 78 Handicap - 2206m

12 August 2023 - 13:28



BRISBANE  
RACING CLUB

Track Rating: Good 4, Weather: Fine, Rail Position: +7m Entire Course

Section											
Field Times					800m	600m	400m	200m	Last 600m		
					0:49.03 (0:11.99)	0:37.04 (0:12.10)	0:24.94 (0:12.25)	0:12.69 (0:12.69)	0:37.04		
Rank	TAB	Horse/Jockey	Barrier	Top Speed [km/h]	Fastest Section	Margin				Distance Travelled [m]	
11	7	MISHANI SPARTAN	10	61.8	0:11.97	0:56.49 [9]	0:44.31 [11]	0:31.65 [11]	0:16.82 [11]	49.42L	0:44.31 +13
		Boris Thornton		1400m	1400m	(0:12.18)	(0:12.66)	(0:14.83)	(0:16.82)		

Scratched: Tip Of The Spear (#3), Port Mourant (#11)

[ ] Ranking at each section and finish  
 -:-:-:- No data available at this section  
 NA No data available

SCN Saddle cloth number  
 DNF Did not finish  
 DNT Did not track



Horse/Jockey Name	Chernak
Final Rank	1
Fastest Section Time (Section)	0:11.82 (600m)
Top Speed [km/h] (Section)	62.2 (600m)
Race State	Finished



Eagle Farm QLD Professional

Race 4: STABLE CLUB BENCHMARK 78 Handicap - 2206m

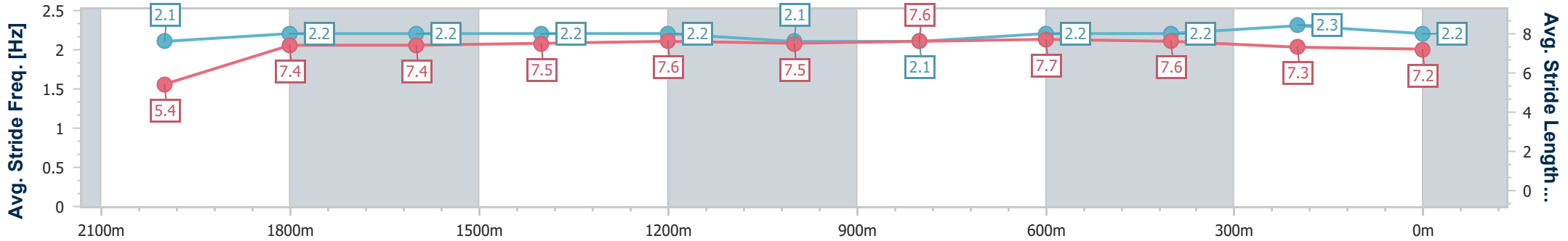
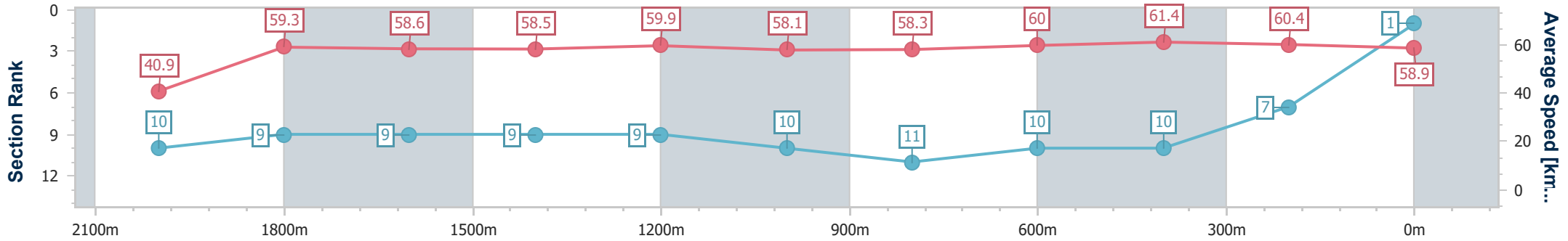
12 August 2023 - 13:28

Track Rating: Good 4, Weather: Fine, Rail Position: +7m Entire Course



BRISBANE RACING CLUB

Section	Overall	2000m	1800m	1600m	1400m	1200m	1000m	800m	600m	400m	200m
Section Times	2:19.42 [1] (0:18.02)	2:01.40 [10] (0:11.99)	1:49.41 [9] (0:12.27)	1:37.14 [9] (0:12.31)	1:24.83 [9] (0:12.06)	1:12.77 [9] (0:12.40)	1:00.37 [10] (0:12.40)	0:47.97 [11] (0:11.97)	0:36.00 [10] (0:11.82)	0:24.18 [10] (0:11.90)	0:12.28 [7] (0:12.28)
Average Speed [km/h]	40.9	59.3	58.6	58.5	59.9	58.1	58.3	60.0	61.4	60.4	58.9
Top Speed [km/h]	59.5	60.2	59.2	60.8	61.2	60.0	58.7	61.0	62.2	61.8	59.6
Avg. Dist. to Rail [m]	8.5	2.6	0.5	0.2	1.6	2.3	0.9	0.7	1.9	7.4	9.3
Avg. Stride Freq. [Hz]	2.1	2.2	2.2	2.2	2.2	2.1	2.1	2.2	2.2	2.3	2.2
Avg. Stride Length [m]	5.4	7.4	7.4	7.5	7.6	7.5	7.6	7.7	7.6	7.3	7.2



- [ ] Ranking at each section and finish
- .-.- No data available at this section
- NA No data available



Horse/Jockey Name	Chayse 'N' Artie
Final Rank	2
Fastest Section Time (Section)	0:11.81 (600m)
Top Speed [km/h] (Section)	62.9 (600m)
Race State	Finished



Eagle Farm QLD Professional

Race 4: STABLE CLUB BENCHMARK 78 Handicap - 2206m

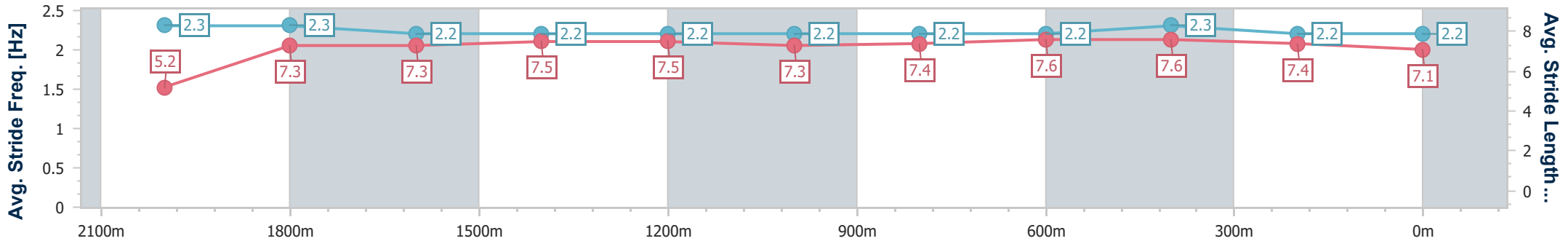
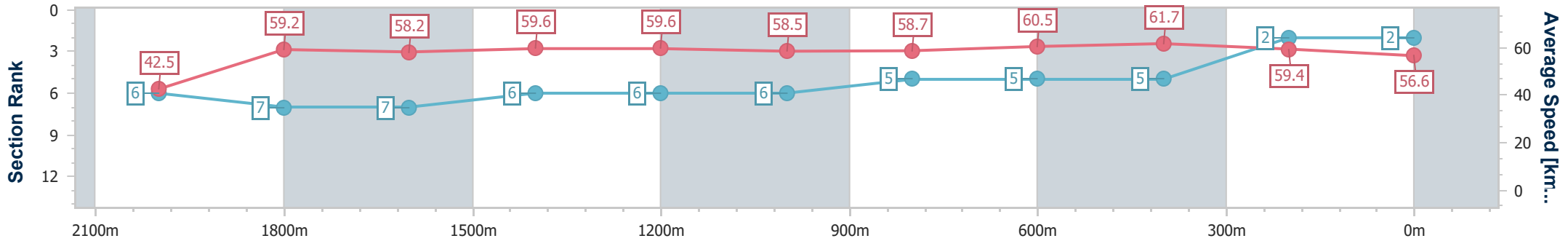
12 August 2023 - 13:28

Track Rating: Good 4, Weather: Fine, Rail Position: +7m Entire Course



BRISBANE RACING CLUB

Section	Overall	2000m	1800m	1600m	1400m	1200m	1000m	800m	600m	400m	200m
Section Times	2:19.50 [2] (0:17.38)	2:02.12 [6] (0:12.03)	1:50.09 [7] (0:12.41)	1:37.68 [7] (0:12.15)	1:25.53 [6] (0:12.12)	1:13.41 [6] (0:12.33)	1:01.08 [6] (0:12.40)	0:48.68 [5] (0:11.99)	0:36.69 [5] (0:11.81)	0:24.88 [5] (0:12.12)	0:12.76 [2] (0:12.76)
Average Speed [km/h]	42.5	59.2	58.2	59.6	59.6	58.5	58.7	60.5	61.7	59.4	56.6
Top Speed [km/h]	59.8	59.7	59.5	61.9	61.9	59.6	59.2	62.0	62.9	60.9	57.5
Avg. Dist. to Rail [m]	8.4	2.3	0.9	2.1	2.7	2.6	2.1	1.8	2.7	6.2	7.0
Avg. Stride Freq. [Hz]	2.3	2.3	2.2	2.2	2.2	2.2	2.2	2.2	2.3	2.2	2.2
Avg. Stride Length [m]	5.2	7.3	7.3	7.5	7.5	7.3	7.4	7.6	7.6	7.4	7.1



- [ ] Ranking at each section and finish
- .-.- No data available at this section
- NA No data available



Horse/Jockey Name	Oz Legend
Final Rank	3
Fastest Section Time (Section)	0:11.74 (600m)
Top Speed [km/h] (Section)	61.9 (600m)
Race State	Finished



### Eagle Farm QLD Professional

Race 4: STABLE CLUB BENCHMARK 78 Handicap - 2206m

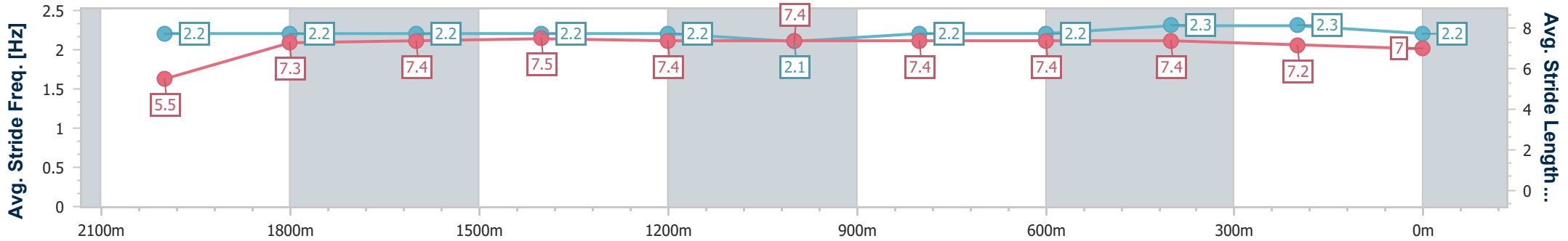
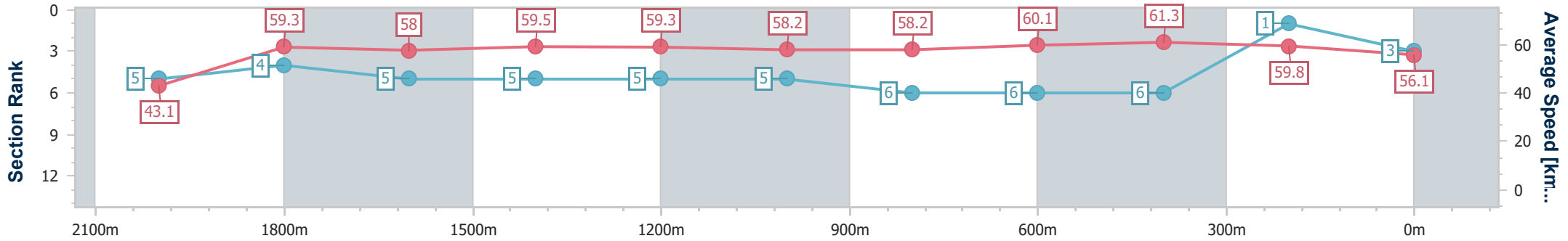
12 August 2023 - 13:28

Track Rating: Good 4, Weather: Fine, Rail Position: +7m Entire Course



BRISBANE RACING CLUB

Section	Overall	2000m	1800m	1600m	1400m	1200m	1000m	800m	600m	400m	200m
Section Times	2:19.60 [3] (0:17.19)	2:02.41 [5] (0:12.01)	1:50.40 [4] (0:12.44)	1:37.96 [5] (0:12.21)	1:25.75 [5] (0:12.16)	1:13.59 [5] (0:12.41)	1:01.18 [5] (0:12.49)	0:48.69 [6] (0:12.03)	0:36.66 [6] (0:11.74)	0:24.92 [6] (0:12.05)	0:12.87 [1] (0:12.87)
Average Speed [km/h]	43.1	59.3	58.0	59.5	59.3	58.2	58.2	60.1	61.3	59.8	56.1
Top Speed [km/h]	61.2	60.8	58.8	61.2	61.2	59.2	59.8	61.6	61.9	60.6	58.8
Avg. Dist. to Rail [m]	8.4	2.1	0.8	2.5	2.6	2.6	2.1	0.8	0.3	2.0	4.1
Avg. Stride Freq. [Hz]	2.2	2.2	2.2	2.2	2.2	2.1	2.2	2.2	2.3	2.3	2.2
Avg. Stride Length [m]	5.5	7.3	7.4	7.5	7.4	7.4	7.4	7.4	7.4	7.2	7.0



- [ ] Ranking at each section and finish
- .-.- No data available at this section
- NA No data available



Horse/Jockey Name	Philipsburg
Final Rank	4
Fastest Section Time (Section)	0:11.74 (600m)
Top Speed [km/h] (Section)	62.6 (600m)
Race State	Finished



Eagle Farm QLD Professional

Race 4: STABLE CLUB BENCHMARK 78 Handicap - 2206m

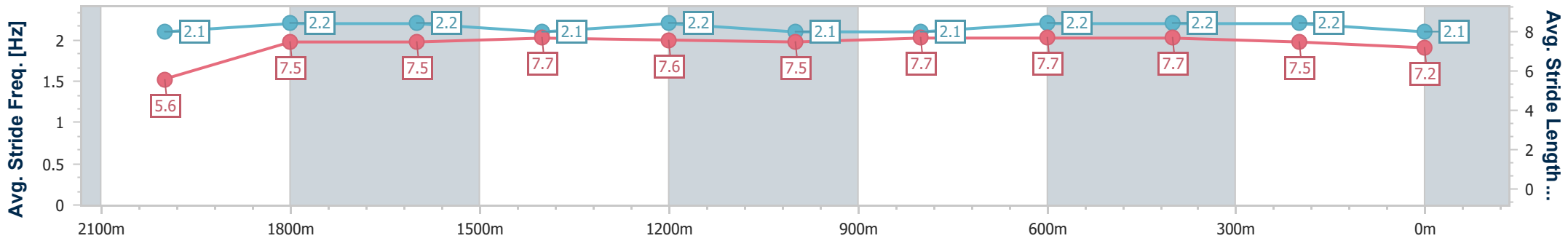
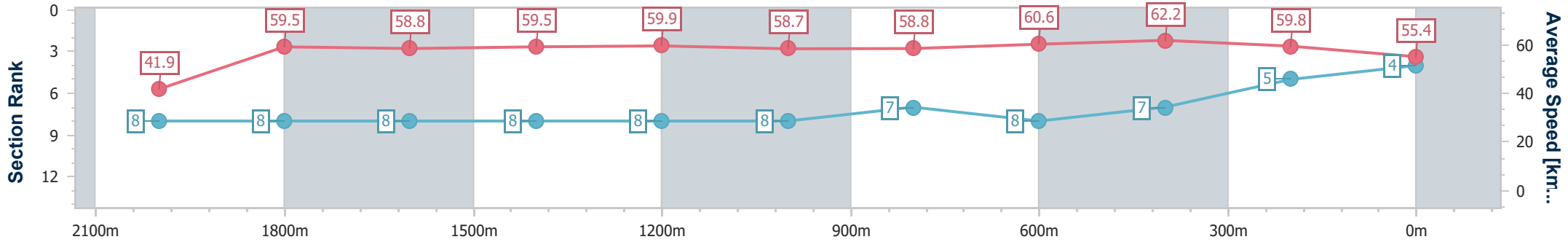
12 August 2023 - 13:28

Track Rating: Good 4, Weather: Fine, Rail Position: +7m Entire Course



BRISBANE RACING CLUB

Section	Overall	2000m	1800m	1600m	1400m	1200m	1000m	800m	600m	400m	200m
Section Times	2:19.88 [4] (0:17.71)	2:02.17 [8] (0:12.09)	1:50.08 [8] (0:12.37)	1:37.71 [8] (0:12.22)	1:25.49 [8] (0:12.07)	1:13.42 [8] (0:12.29)	1:01.13 [8] (0:12.35)	0:48.78 [7] (0:11.98)	0:36.80 [8] (0:11.74)	0:25.06 [7] (0:12.04)	0:13.02 [5] (0:13.02)
Average Speed [km/h]	41.9	59.5	58.8	59.5	59.9	58.7	58.8	60.6	62.2	59.8	55.4
Top Speed [km/h]	60.8	60.9	59.3	61.0	61.4	59.2	59.7	62.1	62.6	62.1	57.6
Avg. Dist. to Rail [m]	8.5	0.7	2.1	2.9	3.5	3.5	1.9	1.5	3.1	7.3	8.8
Avg. Stride Freq. [Hz]	2.1	2.2	2.2	2.1	2.2	2.1	2.1	2.2	2.2	2.2	2.1
Avg. Stride Length [m]	5.6	7.5	7.5	7.7	7.6	7.5	7.7	7.7	7.7	7.5	7.2



- [ ] Ranking at each section and finish
- .-.- No data available at this section
- NA No data available





Horse/Jockey Name	Carbonetti
Final Rank	5
Fastest Section Time (Section)	0:11.85 (600m)
Top Speed [km/h] (Section)	62.9 (Overall)
Race State	Finished



Eagle Farm QLD Professional

Race 4: STABLE CLUB BENCHMARK 78 Handicap - 2206m

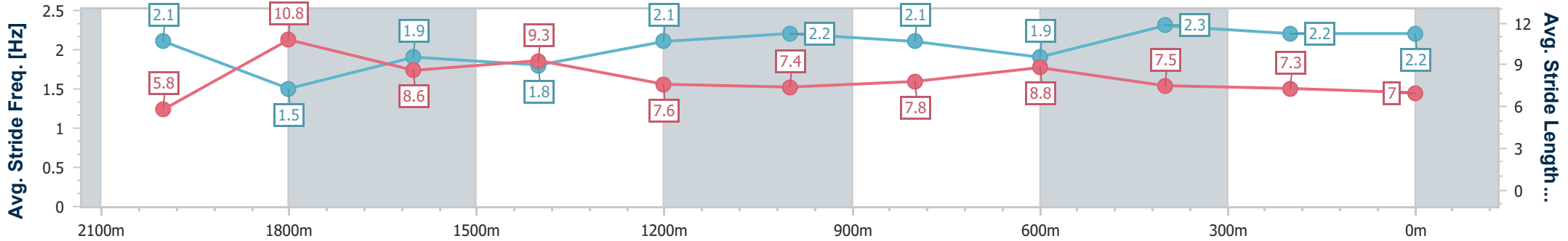
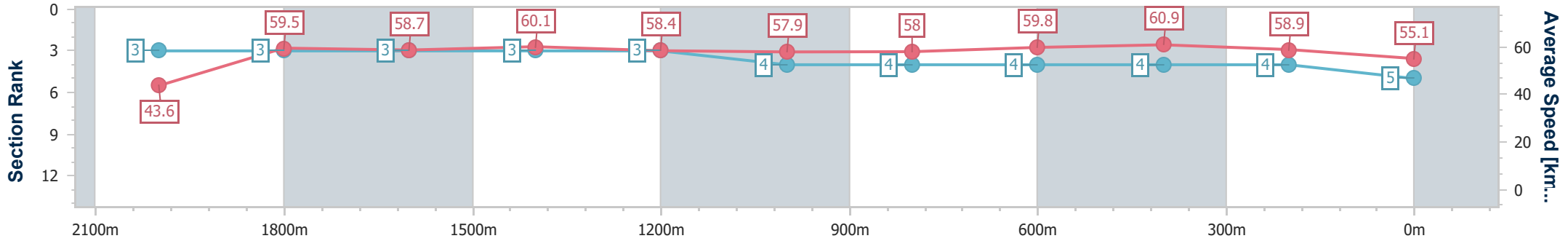
12 August 2023 - 13:28

Track Rating: Good 4, Weather: Fine, Rail Position: +7m Entire Course



BRISBANE RACING CLUB

Section	Overall	2000m	1800m	1600m	1400m	1200m	1000m	800m	600m	400m	200m
Section Times	2:19.92 [5] (0:17.00)	2:02.92 [3] (0:12.01)	1:50.91 [3] (0:12.39)	1:38.52 [3] (0:12.05)	1:26.47 [3] (0:12.34)	1:14.13 [3] (0:12.48)	1:01.65 [4] (0:12.48)	0:49.17 [4] (0:12.02)	0:37.15 [4] (0:11.85)	0:25.30 [4] (0:12.21)	0:13.09 [4] (0:13.09)
Average Speed [km/h]	43.6	59.5	58.7	60.1	58.4	57.9	58.0	59.8	60.9	58.9	55.1
Top Speed [km/h]	62.9	60.8	59.5	61.6	60.2	58.8	59.7	61.9	62.0	61.2	57.7
Avg. Dist. to Rail [m]	8.3	1.6	2.3	1.9	1.2	1.9	1.0	0.2	0.2	0.8	3.0
Avg. Stride Freq. [Hz]	2.1	1.5	1.9	1.8	2.1	2.2	2.1	1.9	2.3	2.2	2.2
Avg. Stride Length [m]	5.8	10.8	8.6	9.3	7.6	7.4	7.8	8.8	7.5	7.3	7.0



- [ ] Ranking at each section and finish
- .-.- No data available at this section
- NA No data available



Horse/Jockey Name	Roller Coaster
Final Rank	6
Fastest Section Time (Section)	0:11.80 (600m)
Top Speed [km/h] (Section)	63.1 (600m)
Race State	Finished



Eagle Farm QLD Professional

Race 4: STABLE CLUB BENCHMARK 78 Handicap - 2206m

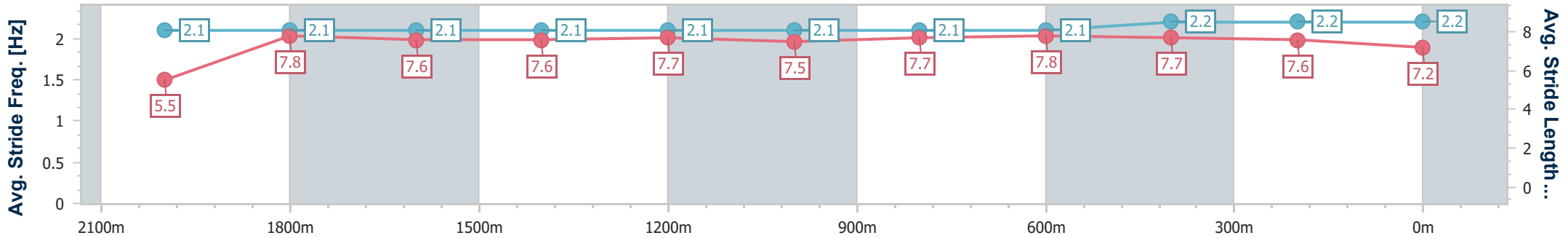
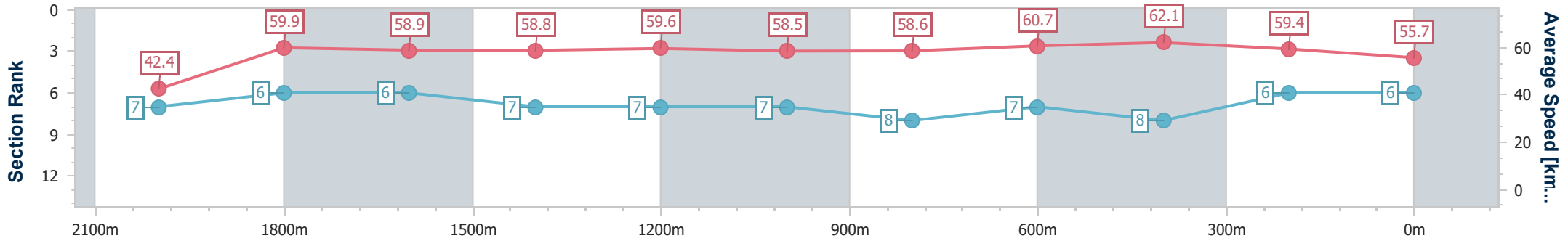
12 August 2023 - 13:28

Track Rating: Good 4, Weather: Fine, Rail Position: +7m Entire Course



BRISBANE RACING CLUB

Section	Overall	2000m	1800m	1600m	1400m	1200m	1000m	800m	600m	400m	200m
Section Times	2:19.93 [6] (0:17.44)	2:02.49 [7] (0:11.95)	1:50.54 [6] (0:12.37)	1:38.17 [6] (0:12.40)	1:25.77 [7] (0:12.12)	1:13.65 [7] (0:12.36)	1:01.29 [7] (0:12.46)	0:48.83 [8] (0:11.96)	0:36.87 [7] (0:11.80)	0:25.07 [8] (0:12.12)	0:12.95 [6] (0:12.95)
Average Speed [km/h]	42.4	59.9	58.9	58.8	59.6	58.5	58.6	60.7	62.1	59.4	55.7
Top Speed [km/h]	59.9	60.8	59.2	60.5	61.0	59.1	59.1	62.5	63.1	60.6	57.4
Avg. Dist. to Rail [m]	7.9	1.3	2.3	4.0	4.2	3.9	2.7	2.0	3.3	6.7	4.7
Avg. Stride Freq. [Hz]	2.1	2.1	2.1	2.1	2.1	2.1	2.1	2.1	2.2	2.2	2.2
Avg. Stride Length [m]	5.5	7.8	7.6	7.6	7.7	7.5	7.7	7.8	7.7	7.6	7.2



- [ ] Ranking at each section and finish
- .-.- No data available at this section
- NA No data available



Horse/Jockey Name	Savileo
Final Rank	7
Fastest Section Time (Section)	0:11.88 (800m)
Top Speed [km/h] (Section)	61.8 (1600m)
Race State	Finished



### Eagle Farm QLD Professional

Race 4: STABLE CLUB BENCHMARK 78 Handicap - 2206m

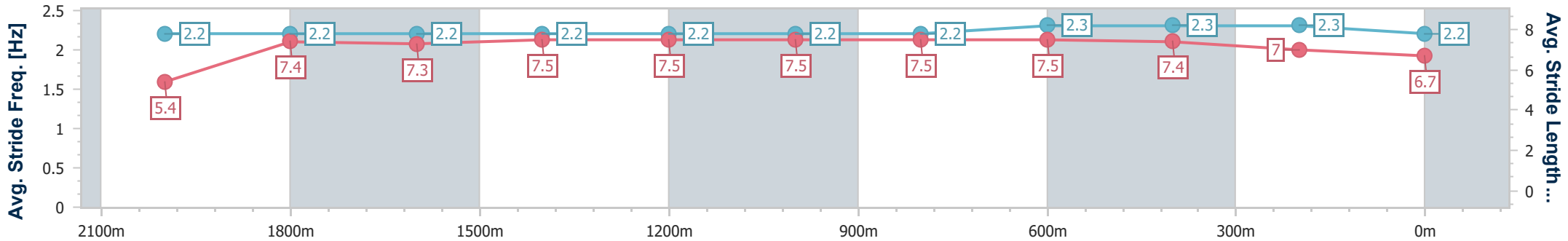
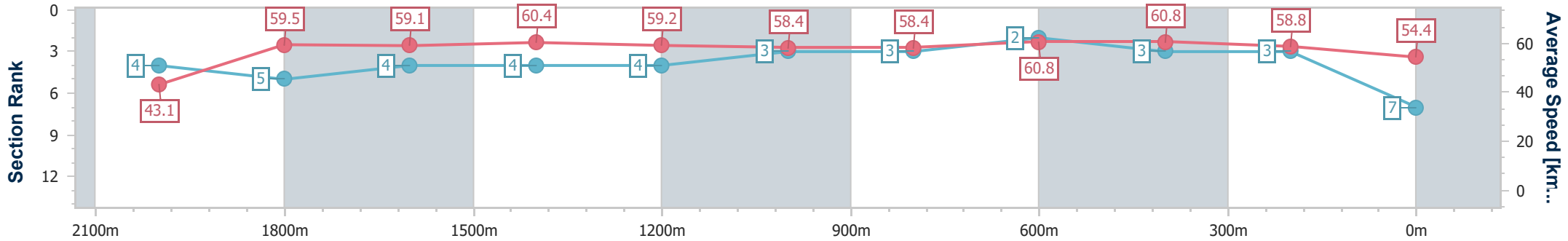
12 August 2023 - 13:28

Track Rating: Good 4, Weather: Fine, Rail Position: +7m Entire Course



BRISBANE RACING CLUB

Section	Overall	2000m	1800m	1600m	1400m	1200m	1000m	800m	600m	400m	200m
Section Times	2:20.03 [7] (0:17.19)	2:02.84 [4] (0:12.10)	1:50.74 [5] (0:12.34)	1:38.40 [4] (0:12.02)	1:26.38 [4] (0:12.19)	1:14.19 [4] (0:12.35)	1:01.84 [3] (0:12.47)	0:49.37 [3] (0:11.88)	0:37.49 [2] (0:12.00)	0:25.49 [3] (0:12.24)	0:13.25 [3] (0:13.25)
Average Speed [km/h]	43.1	59.5	59.1	60.4	59.2	58.4	58.4	60.8	60.8	58.8	54.4
Top Speed [km/h]	60.4	60.3	59.9	61.8	60.5	59.1	59.7	61.4	61.3	60.5	56.9
Avg. Dist. to Rail [m]	7.5	1.1	2.4	2.5	3.4	4.1	2.1	0.7	2.7	5.4	6.6
Avg. Stride Freq. [Hz]	2.2	2.2	2.2	2.2	2.2	2.2	2.2	2.3	2.3	2.3	2.2
Avg. Stride Length [m]	5.4	7.4	7.3	7.5	7.5	7.5	7.5	7.5	7.4	7.0	6.7



- [ ] Ranking at each section and finish
- .-.- No data available at this section
- NA No data available



Horse/Jockey Name	Mariinsky
Final Rank	8
Fastest Section Time (Section)	0:11.75 (2000m)
Top Speed [km/h] (Section)	62.2 (1400m)
Race State	Finished



### Eagle Farm QLD Professional

Race 4: STABLE CLUB BENCHMARK 78 Handicap - 2206m

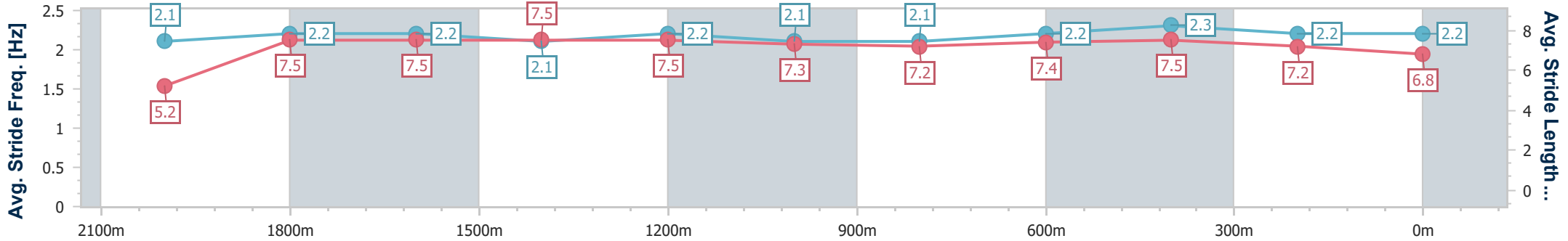
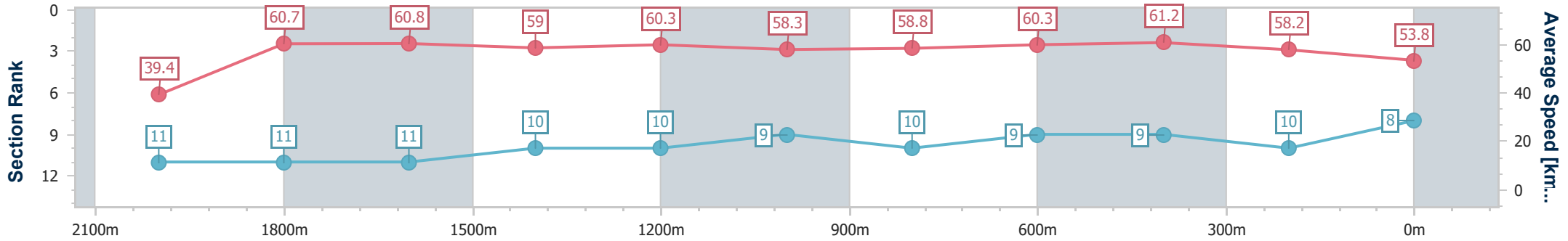
12 August 2023 - 13:28

Track Rating: Good 4, Weather: Fine, Rail Position: +7m Entire Course



BRISBANE RACING CLUB

Section	Overall	2000m	1800m	1600m	1400m	1200m	1000m	800m	600m	400m	200m
Section Times	2:20.98 [8] (0:18.80)	2:02.18 [11] (0:11.75)	1:50.43 [11] (0:11.91)	1:38.52 [11] (0:12.27)	1:26.25 [10] (0:11.97)	1:14.28 [10] (0:12.34)	1:01.94 [9] (0:12.37)	0:49.57 [10] (0:11.98)	0:37.59 [9] (0:11.80)	0:25.79 [9] (0:12.36)	0:13.43 [10] (0:13.43)
Average Speed [km/h]	39.4	60.7	60.8	59.0	60.3	58.3	58.8	60.3	61.2	58.2	53.8
Top Speed [km/h]	60.4	61.4	61.2	61.1	62.2	58.9	59.9	61.9	62.1	60.4	56.2
Avg. Dist. to Rail [m]	9.1	1.5	0.9	2.0	2.0	2.4	1.8	1.1	0.7	2.7	1.6
Avg. Stride Freq. [Hz]	2.1	2.2	2.2	2.1	2.2	2.1	2.1	2.2	2.3	2.2	2.2
Avg. Stride Length [m]	5.2	7.5	7.5	7.5	7.5	7.3	7.2	7.4	7.5	7.2	6.8



- [ ] Ranking at each section and finish
- .-.- No data available at this section
- NA No data available



Horse/Jockey Name	Sky Out
Final Rank	9
Fastest Section Time (Section)	0:11.90 (600m)
Top Speed [km/h] (Section)	62.8 (2000m)
Race State	Finished



Eagle Farm QLD Professional

Race 4: STABLE CLUB BENCHMARK 78 Handicap - 2206m

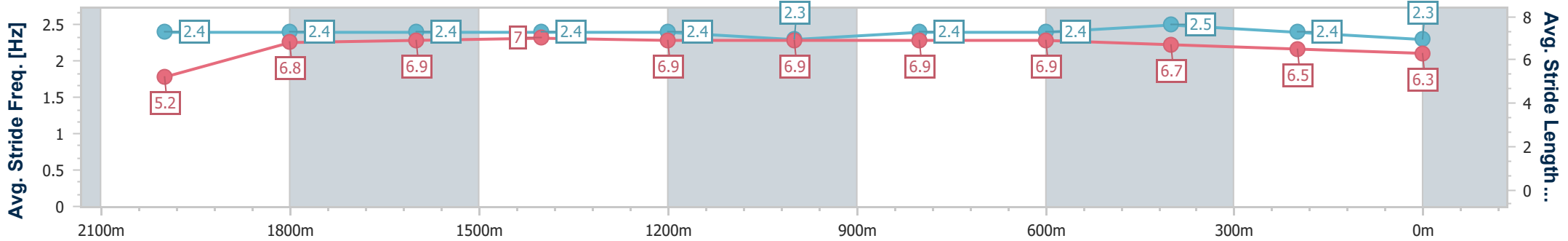
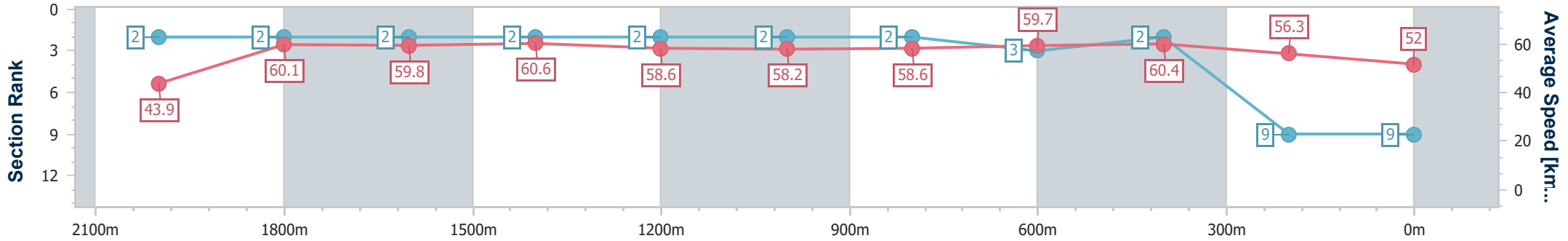
12 August 2023 - 13:28

Track Rating: Good 4, Weather: Fine, Rail Position: +7m Entire Course



BRISBANE RACING CLUB

Section	Overall	2000m	1800m	1600m	1400m	1200m	1000m	800m	600m	400m	200m
Section Times	2:21.15 [9] (0:16.96)	2:04.19 [2] (0:12.00)	1:52.19 [2] (0:12.24)	1:39.95 [2] (0:12.03)	1:27.92 [2] (0:12.35)	1:15.57 [2] (0:12.43)	1:03.14 [2] (0:12.47)	0:50.67 [2] (0:12.11)	0:38.56 [3] (0:11.90)	0:26.66 [2] (0:12.78)	0:13.88 [9] (0:13.88)
Average Speed [km/h]	43.9	60.1	59.8	60.6	58.6	58.2	58.6	59.7	60.4	56.3	52.0
Top Speed [km/h]	62.8	62.8	61.3	62.4	60.3	59.5	60.9	62.1	61.8	59.5	54.0
Avg. Dist. to Rail [m]	10.0	0.9	3.3	4.2	4.5	5.1	2.9	1.1	0.8	3.5	2.4
Avg. Stride Freq. [Hz]	2.4	2.4	2.4	2.4	2.4	2.3	2.4	2.4	2.5	2.4	2.3
Avg. Stride Length [m]	5.2	6.8	6.9	7.0	6.9	6.9	6.9	6.9	6.7	6.5	6.3



- [ ] Ranking at each section and finish
- .-.- No data available at this section
- NA No data available



Horse/Jockey Name	Grinzing Knight
Final Rank	10
Fastest Section Time (Section)	0:11.93 (2000m)
Top Speed [km/h] (Section)	62.5 (Overall)
Race State	Finished



Eagle Farm QLD Professional

Race 4: STABLE CLUB BENCHMARK 78 Handicap - 2206m

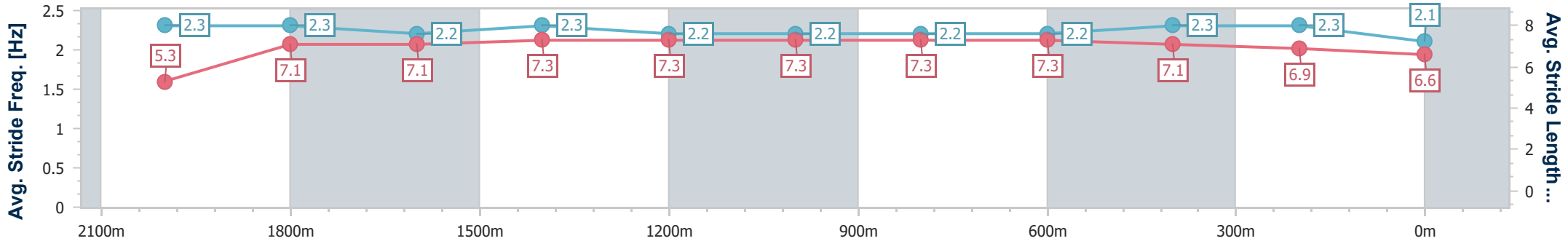
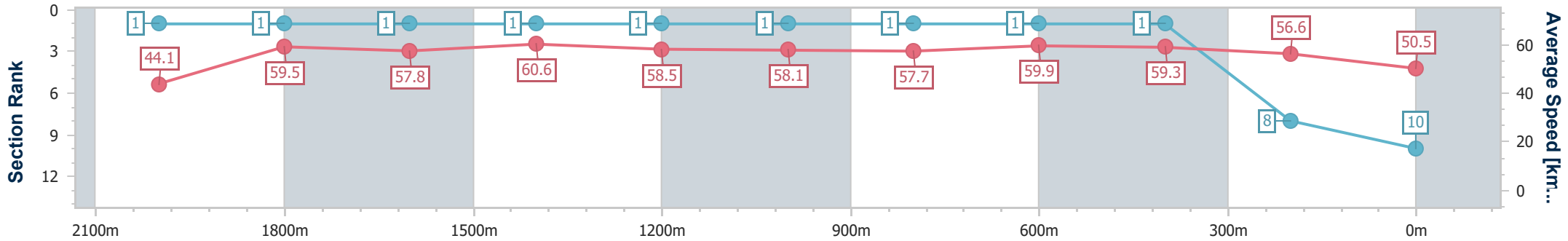
12 August 2023 - 13:28

Track Rating: Good 4, Weather: Fine, Rail Position: +7m Entire Course



BRISBANE RACING CLUB

Section	Overall	2000m	1800m	1600m	1400m	1200m	1000m	800m	600m	400m	200m
Section Times	2:21.48 [10] (0:16.75)	2:04.73 [1] (0:11.93)	1:52.80 [1] (0:12.48)	1:40.32 [1] (0:11.97)	1:28.35 [1] (0:12.33)	1:16.02 [1] (0:12.40)	1:03.62 [1] (0:12.53)	0:51.09 [1] (0:11.99)	0:39.10 [1] (0:12.10)	0:27.00 [1] (0:12.72)	0:14.28 [8] (0:14.28)
Average Speed [km/h]	44.1	59.5	57.8	60.6	58.5	58.1	57.7	59.9	59.3	56.6	50.5
Top Speed [km/h]	62.5	60.9	60.2	61.2	59.6	59.0	58.8	60.9	60.3	59.3	53.7
Avg. Dist. to Rail [m]	8.6	3.2	1.4	2.2	2.2	2.7	0.6	0.4	0.9	0.2	0.8
Avg. Stride Freq. [Hz]	2.3	2.3	2.2	2.3	2.2	2.2	2.2	2.2	2.3	2.3	2.1
Avg. Stride Length [m]	5.3	7.1	7.1	7.3	7.3	7.3	7.3	7.3	7.1	6.9	6.6



- [ ] Ranking at each section and finish
- .-.- No data available at this section
- NA No data available



Horse/Jockey Name	Mishani Spartan
Final Rank	11
Fastest Section Time (Section)	0:11.97 (1400m)
Top Speed [km/h] (Section)	61.8 (1400m)
Race State	Finished



Eagle Farm QLD Professional

Race 4: STABLE CLUB BENCHMARK 78 Handicap - 2206m

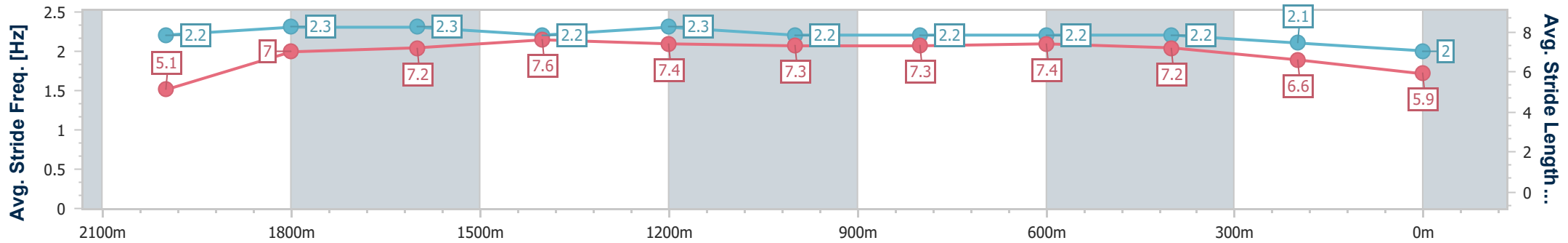
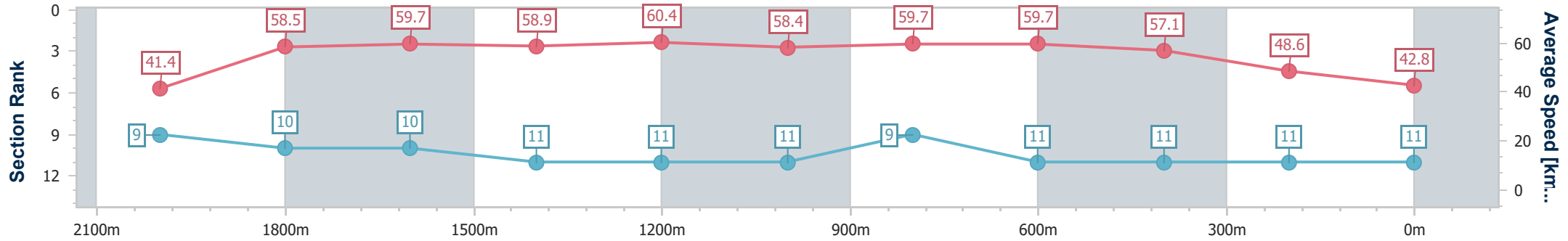
12 August 2023 - 13:28

Track Rating: Good 4, Weather: Fine, Rail Position: +7m Entire Course



BRISBANE RACING CLUB

Section	Overall	2000m	1800m	1600m	1400m	1200m	1000m	800m	600m	400m	200m
Section Times	2:27.82 [11] (0:17.98)	2:09.84 [9] (0:12.25)	1:57.59 [10] (0:12.18)	1:45.41 [10] (0:12.35)	1:33.06 [11] (0:11.97)	1:21.09 [11] (0:12.36)	1:08.73 [11] (0:12.24)	0:56.49 [9] (0:12.18)	0:44.31 [11] (0:12.66)	0:31.65 [11] (0:14.83)	0:16.82 [11] (0:16.82)
Average Speed [km/h]	41.4	58.5	59.7	58.9	60.4	58.4	59.7	59.7	57.1	48.6	42.8
Top Speed [km/h]	58.8	59.4	60.6	60.4	61.8	59.2	60.9	61.1	61.1	51.9	46.7
Avg. Dist. to Rail [m]	9.3	0.6	1.8	3.5	3.7	4.7	2.9	2.0	1.4	3.3	2.8
Avg. Stride Freq. [Hz]	2.2	2.3	2.3	2.2	2.3	2.2	2.2	2.2	2.2	2.1	2.0
Avg. Stride Length [m]	5.1	7.0	7.2	7.6	7.4	7.3	7.3	7.4	7.2	6.6	5.9



- [ ] Ranking at each section and finish
- .-.- No data available at this section
- NA No data available