



Eagle Farm QLD Professional
Race 3: AITC EQUINE ACADEMY'S CHAMPION'S CHOICE Class 6
Handicap - 1500m
12 August 2023 - 12:57



BRISBANE
RACING CLUB

Track Rating: Good 4, Weather: Fine, Rail Position: +7m Entire Course

| Section | | Field Times | | | | | | | | | | | | |
|----------------------|----------------------|---------------------------------------|----------------------|----------------------|----------------------|---------------------------|---------------------------|---------------------------|---------------------------|---------------------------|---------------------------|---------------------------|-----------|------------------------|
| Overall | 1400m | 1200m | 1000m | 800m | 600m | 400m | Last 600m | | | | | | | |
| 1:30.11 (0:08.23) | 1:21.88 (0:11.46) | 1:10.42 (0:11.82) | 0:58.60 (0:12.14) | 0:46.46 (0:11.54) | 0:34.92 (0:11.34) | 0:23.58 (0:11.48) | 0:34.92 | | | | | | | |
| Rank | TAB | Horse/Jockey | Barrier | Top Speed [km/h] | Fastest Section | Overall | 1400m | 1200m | 1000m | 800m | 600m | 400m | Last 600m | Distance Travelled [m] |
| 1 | 2 | HOT SPRING GOLD Martin Harley | 4 | 64.6 400m | 0:08.75 Overall | 1:30.11 [1] (0:08.75) | 1:21.36 [6] (0:11.48) | 1:09.88 [6] (0:11.89) | 0:57.99 [6] (0:12.15) | 0:45.84 [6] (0:11.49) | 0:34.35 [6] (0:11.26) | 0:23.09 [4] (0:11.38) | 0:34.35 | |
| 2 | 1 | BE WATER MY FRIEND Mark Du Plessis | 11 | 65.3 1400m | 0:08.34 Overall | 1:30.30 [2] (0:08.34) | 1:21.96 [2] (0:11.35) | 1:10.61 [2] (0:11.82) | 0:58.79 [1] (0:12.14) | 0:46.65 [1] (0:11.61) | 0:35.04 [2] (0:11.39) | 0:23.65 [2] (0:11.36) | 0:35.04 | +5 |
| 3 | 7 | HOKAHEY Samantha Collett | 7 | 65.7 400m | 0:08.78 Overall | 1:30.31 [3] (0:08.78) | 1:21.53 [7] (0:11.45) | 1:10.08 [6] (0:11.93) | 0:58.15 [7] (0:12.22) | 0:45.93 [7] (0:11.53) | 0:34.40 [7] (0:11.29) | 0:23.11 [8] (0:11.14) | 0:34.40 | +5 |
| 4 | 12 | ENTERPRISE MIA Cejay Graham | 2 | 63.8 1400m | 0:08.23 Overall | 1:30.37 [4] (0:08.23) | 1:22.14 [1] (0:11.46) | 1:10.68 [1] (0:11.88) | 0:58.80 [2] (0:12.15) | 0:46.65 [2] (0:11.47) | 0:35.18 [1] (0:11.34) | 0:23.84 [1] (0:11.51) | 0:35.18 | -5 |
| 5 | 4 | ASHGROVE James Orman | 5 | 66.4 400m | 0:08.40 Overall | 1:30.38 [5] (0:08.40) | 1:21.98 [3] (0:11.65) | 1:10.33 [4] (0:11.95) | 0:58.38 [5] (0:12.26) | 0:46.12 [5] (0:11.48) | 0:34.64 [5] (0:11.38) | 0:23.26 [7] (0:11.04) | 0:34.64 | +1 |
| 6 | 5 | EAGLEMONT Ben Thompson | 8 | 65.6 600m | 0:08.94 Overall | 1:30.48 [6] (0:08.94) | 1:21.54 [8] (0:11.64) | 1:09.90 [9] (0:11.88) | 0:58.02 [9] (0:12.03) | 0:45.99 [8] (0:11.51) | 0:34.48 [8] (0:11.10) | 0:23.38 [6] (0:11.29) | 0:34.48 | +2 |
| 7 | 11 | GAIUS Taylor Marshall | 1 | 65.2 1400m | 0:08.49 Overall | 1:30.54 [7] (0:08.49) | 1:22.05 [5] (0:11.44) | 1:10.61 [3] (0:11.85) | 0:58.76 [3] (0:12.23) | 0:46.53 [3] (0:11.43) | 0:35.10 [3] (0:11.35) | 0:23.75 [3] (0:11.42) | 0:35.10 | +0 |
| 8 | 6 | MATOWATAKPE Jake Bayliss | 12 | 65.8 400m | 0:09.16 Overall | 1:30.87 [8] (0:09.16) | 1:21.71 [10] (0:11.70) | 1:10.01 [10] (0:11.80) | 0:58.21 [10] (0:12.09) | 0:46.12 [10] (0:11.47) | 0:34.65 [10] (0:11.02) | 0:23.63 [9] (0:11.28) | 0:34.65 | -2 |
| 9 | 3 | MORETHANUMBERONE Damien Thornton | 10 | 66.0 600m | 0:08.96 Overall | 1:31.05 [9] (0:08.96) | 1:22.09 [9] (0:11.59) | 1:10.50 [8] (0:11.82) | 0:58.68 [8] (0:12.28) | 0:46.40 [9] (0:11.50) | 0:34.90 [9] (0:11.22) | 0:23.68 [10] (0:11.16) | 0:34.90 | +5 |
| 10 | 9 | GRECIAN LASS Melea Castle | 6 | 64.6 1400m | 0:08.45 Overall | 1:31.18 [10] (0:08.45) | 1:22.73 [4] (0:11.61) | 1:11.12 [5] (0:11.83) | 0:59.29 [4] (0:12.23) | 0:47.06 [4] (0:11.51) | 0:35.55 [4] (0:11.41) | 0:24.14 [5] (0:11.55) | 0:35.55 | +4 |

Scratched: Bentley Magic (#8), Magic In Me (#10)

Report Created: Sat 12 August 2023 13:22 GMT+1 (Note: Timing is based on position data)

Page 1/12

[] Ranking at each section and finish
 -:-:- No data available at this section
 NA No data available
 SCN Saddle cloth number
 DNF Did not finish
 DNT Did not track

data processed by TRIPLES DATA



Eagle Farm QLD Professional
Race 3: AITC EQUINE ACADEMY'S CHAMPION'S CHOICE Class 6
Handicap - 1500m
12 August 2023 - 12:57



BRISBANE
RACING CLUB

Track Rating: Good 4, Weather: Fine, Rail Position: +7m Entire Course

| Section | | | | 200m | | | | Last 600m | |
|-------------|-----|--|---------|----------------------|--------------------|---------------------------|---------|-----------|------------------------|
| Field Times | | | | 0:12.10 (0:12.10) | | | | 0:34.92 | |
| Rank | TAB | Horse/Jockey | Barrier | Top Speed [km/h] | Fastest Section | Margin | | | Distance Travelled [m] |
| 1 | 2 | HOT SPRING GOLD Martin Harley | 4 | 64.6 400m | 0:08.75 Overall | 0:11.71 [7] (0:11.71) | 1:30.11 | | 0:34.35 |
| 2 | 1 | BE WATER MY FRIEND Mark Du Plessis | 11 | 65.3 1400m | 0:08.34 Overall | 0:12.29 [1] (0:12.29) | 1.08L | | 0:35.04 +5 |
| 3 | 7 | HOKAHEY Samantha Collett | 7 | 65.7 400m | 0:08.78 Overall | 0:11.97 [5] (0:11.97) | 1.16L | | 0:34.40 +5 |
| 4 | 12 | ENTERPRISE MIA Cejay Graham | 2 | 63.8 1400m | 0:08.23 Overall | 0:12.33 [2] (0:12.33) | 1.51L | | 0:35.18 -5 |
| 5 | 4 | ASHGROVE James Orman | 5 | 66.4 400m | 0:08.40 Overall | 0:12.22 [3] (0:12.22) | 1.6L | | 0:34.64 +1 |
| 6 | 5 | EAGLEMONT Ben Thompson | 8 | 65.6 600m | 0:08.94 Overall | 0:12.09 [6] (0:12.09) | 2.17L | | 0:34.48 +2 |
| 7 | 11 | GAIUS Taylor Marshall | 1 | 65.2 1400m | 0:08.49 Overall | 0:12.33 [4] (0:12.33) | 2.54L | | 0:35.10 +0 |
| 8 | 6 | MATOWATAKPE Jake Bayliss | 12 | 65.8 400m | 0:09.16 Overall | 0:12.35 [8] (0:12.35) | 4.44L | | 0:34.65 -2 |
| 9 | 3 | MORETHANUMBERONE Damien Thornton | 10 | 66.0 600m | 0:08.96 Overall | 0:12.52 [9] (0:12.52) | 5.5L | | 0:34.90 +5 |
| 10 | 9 | GRECIAN LASS Melea Castle | 6 | 64.6 1400m | 0:08.45 Overall | 0:12.59 [10] (0:12.59) | 6.28L | | 0:35.55 +4 |

Scratched: Bentley Magic (#8), Magic In Me (#10)

Report Created: Sat 12 August 2023 13:22 GMT+1 (Note: Timing is based on position data)

Page 2/12

[] Ranking at each section and finish
 -:-:- No data available at this section
 NA No data available

SCN Saddle cloth number
 DNF Did not finish
 DNT Did not track

data processed by TRIPLES DATA



| | |
|--------------------------------|-------------------|
| Horse/Jockey Name | Hot Spring Gold |
| Final Rank | 1 |
| Fastest Section Time (Section) | 0:08.75 (Overall) |
| Top Speed [km/h] (Section) | 64.6 (400m) |
| Race State | Finished |

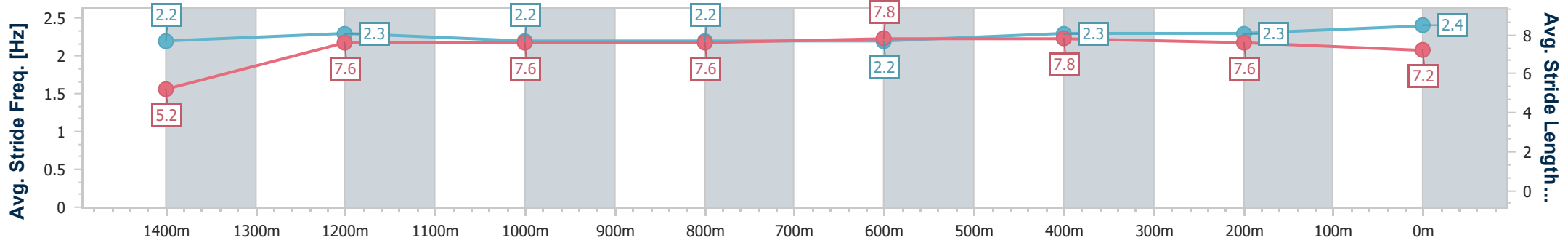
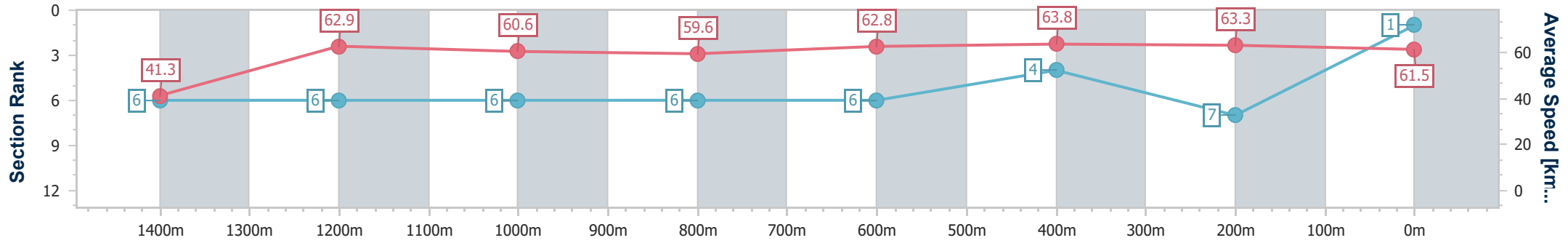


Eagle Farm QLD Professional
 Race 3: AITC EQUINE ACADEMY'S CHAMPION'S CHOICE
 Class 6 Handicap - 1500m
 12 August 2023 - 12:57
 Track Rating: Good 4, Weather: Fine, Rail Position: +7m Entire Course



BRISBANE RACING CLUB

| Section | Overall | 1400m | 1200m | 1000m | 800m | 600m | 400m | 200m |
|------------------------|--------------------------|--------------------------|--------------------------|--------------------------|--------------------------|--------------------------|--------------------------|--------------------------|
| Section Times | 1:30.11 [1] (0:08.75) | 1:21.36 [6] (0:11.48) | 1:09.88 [6] (0:11.89) | 0:57.99 [6] (0:12.15) | 0:45.84 [6] (0:11.49) | 0:34.35 [6] (0:11.26) | 0:23.09 [4] (0:11.38) | 0:11.71 [7] (0:11.71) |
| Average Speed [km/h] | 41.3 | 62.9 | 60.6 | 59.6 | 62.8 | 63.8 | 63.3 | 61.5 |
| Top Speed [km/h] | 60.1 | 64.5 | 62.2 | 61.3 | 64.4 | 64.5 | 64.6 | 63.7 |
| Avg. Dist. to Rail [m] | 9.0 | 1.7 | 1.7 | 1.1 | 0.6 | 0.4 | 0.8 | 2.5 |
| Avg. Stride Freq. [Hz] | 2.2 | 2.3 | 2.2 | 2.2 | 2.2 | 2.3 | 2.3 | 2.4 |
| Avg. Stride Length [m] | 5.2 | 7.6 | 7.6 | 7.6 | 7.8 | 7.8 | 7.6 | 7.2 |



- [] Ranking at each section and finish
- .-.- No data available at this section
- NA No data available



| | |
|--------------------------------|--------------------|
| Horse/Jockey Name | Be Water My Friend |
| Final Rank | 2 |
| Fastest Section Time (Section) | 0:08.34 (Overall) |
| Top Speed [km/h] (Section) | 65.3 (1400m) |
| Race State | Finished |

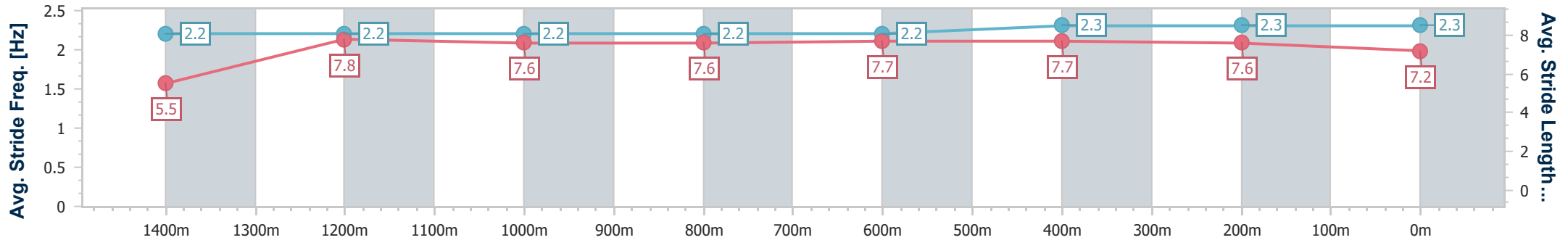
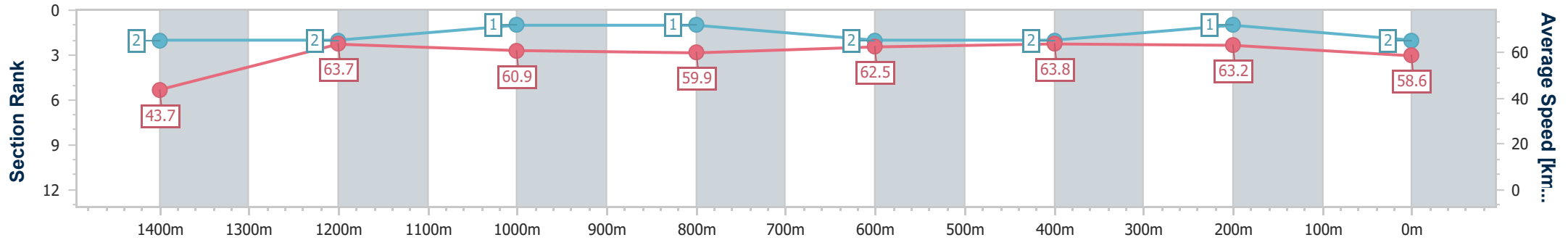


Eagle Farm QLD Professional
 Race 3: AITC EQUINE ACADEMY'S CHAMPION'S CHOICE
 Class 6 Handicap - 1500m
 12 August 2023 - 12:57
 Track Rating: Good 4, Weather: Fine, Rail Position: +7m Entire Course



BRISBANE
 RACING CLUB

| Section | Overall | 1400m | 1200m | 1000m | 800m | 600m | 400m | 200m |
|------------------------|--------------------------|--------------------------|--------------------------|--------------------------|--------------------------|--------------------------|--------------------------|--------------------------|
| Section Times | 1:30.30 [2] (0:08.34) | 1:21.96 [2] (0:11.35) | 1:10.61 [2] (0:11.82) | 0:58.79 [1] (0:12.14) | 0:46.65 [1] (0:11.61) | 0:35.04 [2] (0:11.39) | 0:23.65 [2] (0:11.36) | 0:12.29 [1] (0:12.29) |
| Average Speed [km/h] | 43.7 | 63.7 | 60.9 | 59.9 | 62.5 | 63.8 | 63.2 | 58.6 |
| Top Speed [km/h] | 64.3 | 65.3 | 61.8 | 62.2 | 63.4 | 64.2 | 64.6 | 61.1 |
| Avg. Dist. to Rail [m] | 15.5 | 4.7 | 2.0 | 1.9 | 1.9 | 1.3 | 0.7 | 1.1 |
| Avg. Stride Freq. [Hz] | 2.2 | 2.2 | 2.2 | 2.2 | 2.2 | 2.3 | 2.3 | 2.3 |
| Avg. Stride Length [m] | 5.5 | 7.8 | 7.6 | 7.6 | 7.7 | 7.7 | 7.6 | 7.2 |



- [] Ranking at each section and finish
- .-.- No data available at this section
- NA No data available



| | |
|--------------------------------|-------------------|
| Horse/Jockey Name | Hokahey |
| Final Rank | 3 |
| Fastest Section Time (Section) | 0:08.78 (Overall) |
| Top Speed [km/h] (Section) | 65.7 (400m) |
| Race State | Finished |

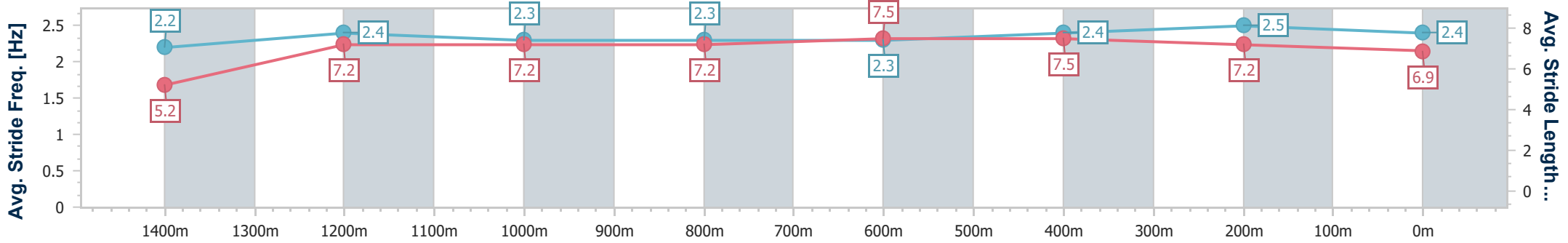
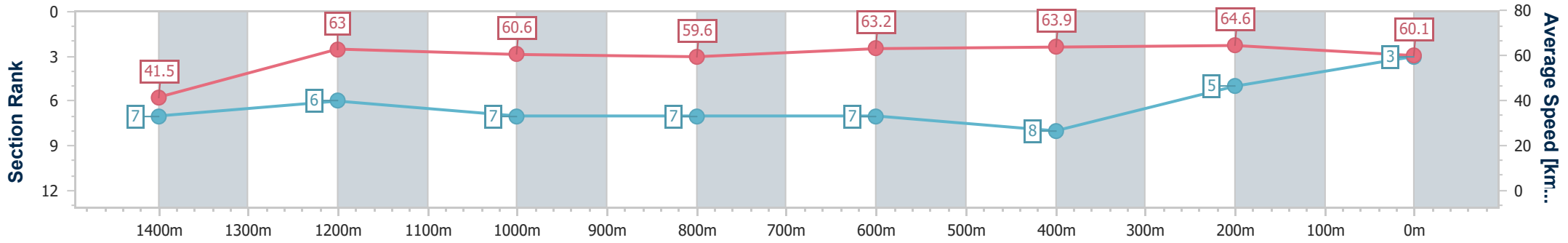


Eagle Farm QLD Professional
 Race 3: AITC EQUINE ACADEMY'S CHAMPION'S CHOICE
 Class 6 Handicap - 1500m
 12 August 2023 - 12:57
 Track Rating: Good 4, Weather: Fine, Rail Position: +7m Entire Course



BRISBANE RACING CLUB

| Section | Overall | 1400m | 1200m | 1000m | 800m | 600m | 400m | 200m | | | | | | |
|------------------------|--------------------------|--------------------------|--------------------------|--------------------------|--------------------------|--------------------------|--------------------------|--------------------------|--|--|--|--|--|--|
| Section Times | 1:30.31 [3] (0:08.78) | 1:21.53 [7] (0:11.45) | 1:10.08 [6] (0:11.93) | 0:58.15 [7] (0:12.22) | 0:45.93 [7] (0:11.53) | 0:34.40 [7] (0:11.29) | 0:23.11 [8] (0:11.14) | 0:11.97 [5] (0:11.97) | | | | | | |
| Average Speed [km/h] | 41.5 | 63.0 | 60.6 | 59.6 | 63.2 | 63.9 | 64.6 | 60.1 | | | | | | |
| Top Speed [km/h] | 59.1 | 64.9 | 61.8 | 61.9 | 64.1 | 64.7 | 65.7 | 63.5 | | | | | | |
| Avg. Dist. to Rail [m] | 10.7 | 2.3 | 3.0 | 2.7 | 2.2 | 0.8 | 3.9 | 3.2 | | | | | | |
| Avg. Stride Freq. [Hz] | 2.2 | 2.4 | 2.3 | 2.3 | 2.3 | 2.4 | 2.5 | 2.4 | | | | | | |
| Avg. Stride Length [m] | 5.2 | 7.2 | 7.2 | 7.2 | 7.5 | 7.5 | 7.2 | 6.9 | | | | | | |



- [] Ranking at each section and finish
- .-.- No data available at this section
- NA No data available



| | |
|--------------------------------|-------------------|
| Horse/Jockey Name | Enterprise Mia |
| Final Rank | 4 |
| Fastest Section Time (Section) | 0:08.23 (Overall) |
| Top Speed [km/h] (Section) | 63.8 (1400m) |
| Race State | Finished |

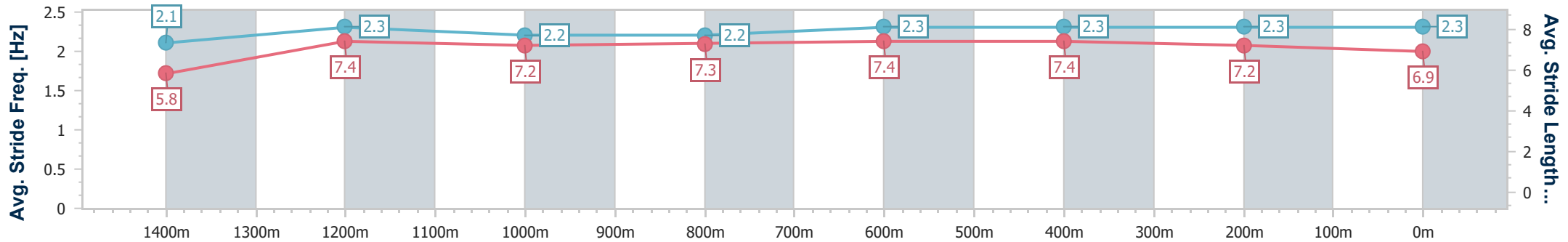
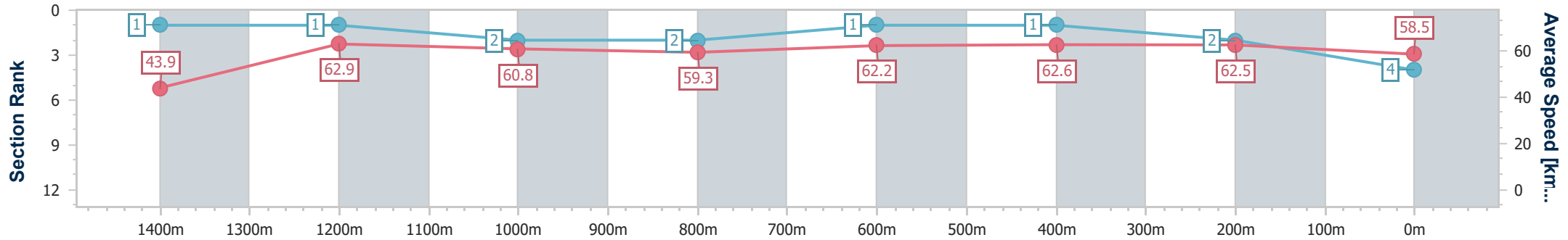


Eagle Farm QLD Professional
 Race 3: AITC EQUINE ACADEMY'S CHAMPION'S CHOICE
 Class 6 Handicap - 1500m
 12 August 2023 - 12:57
 Track Rating: Good 4, Weather: Fine, Rail Position: +7m Entire Course



BRISBANE
 RACING CLUB

| Section | Overall | 1400m | 1200m | 1000m | 800m | 600m | 400m | 200m | | | | | | |
|------------------------|--------------------------|--------------------------|--------------------------|--------------------------|--------------------------|--------------------------|--------------------------|--------------------------|--|--|--|--|--|--|
| Section Times | 1:30.37 [4] (0:08.23) | 1:22.14 [1] (0:11.46) | 1:10.68 [1] (0:11.88) | 0:58.80 [2] (0:12.15) | 0:46.65 [2] (0:11.47) | 0:35.18 [1] (0:11.34) | 0:23.84 [1] (0:11.51) | 0:12.33 [2] (0:12.33) | | | | | | |
| Average Speed [km/h] | 43.9 | 62.9 | 60.8 | 59.3 | 62.2 | 62.6 | 62.5 | 58.5 | | | | | | |
| Top Speed [km/h] | 60.9 | 63.8 | 62.5 | 61.3 | 63.7 | 63.4 | 63.4 | 61.5 | | | | | | |
| Avg. Dist. to Rail [m] | 8.0 | 2.2 | 2.4 | 0.8 | 1.7 | 2.9 | 2.6 | 2.3 | | | | | | |
| Avg. Stride Freq. [Hz] | 2.1 | 2.3 | 2.2 | 2.2 | 2.3 | 2.3 | 2.3 | 2.3 | | | | | | |
| Avg. Stride Length [m] | 5.8 | 7.4 | 7.2 | 7.3 | 7.4 | 7.4 | 7.2 | 6.9 | | | | | | |



- [] Ranking at each section and finish
- .-.- No data available at this section
- NA No data available



| | |
|--------------------------------|-------------------|
| Horse/Jockey Name | Ashgrove |
| Final Rank | 5 |
| Fastest Section Time (Section) | 0:08.40 (Overall) |
| Top Speed [km/h] (Section) | 66.4 (400m) |
| Race State | Finished |

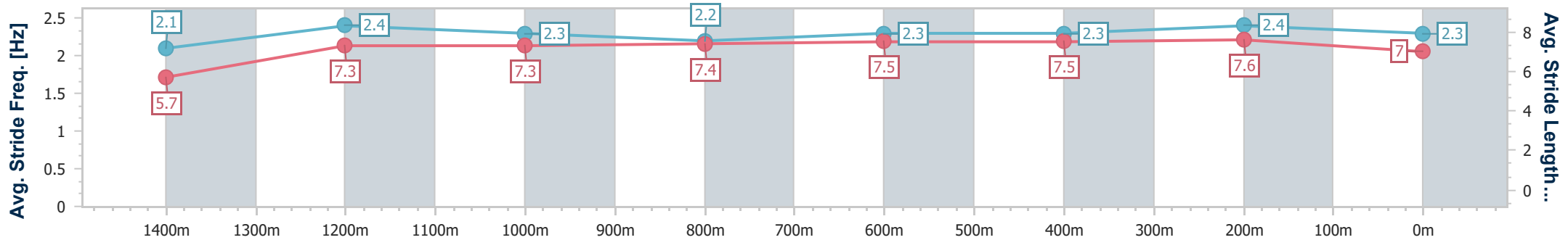
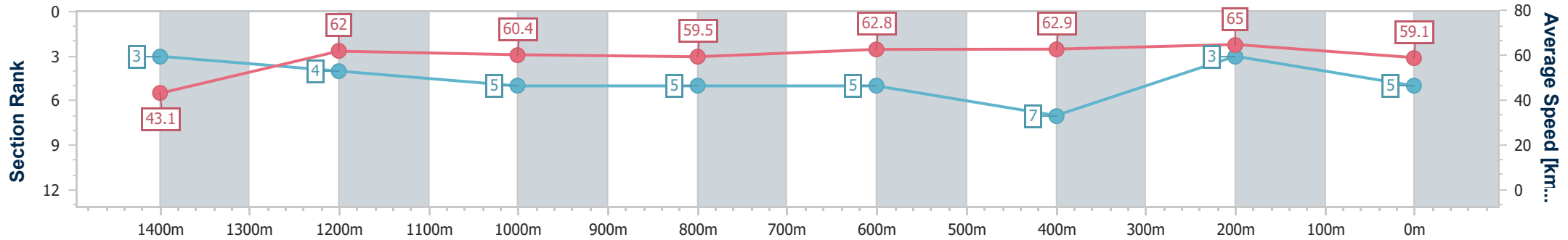


Eagle Farm QLD Professional
 Race 3: AITC EQUINE ACADEMY'S CHAMPION'S CHOICE
 Class 6 Handicap - 1500m
 12 August 2023 - 12:57
 Track Rating: Good 4, Weather: Fine, Rail Position: +7m Entire Course



BRISBANE RACING CLUB

| Section | Overall | 1400m | 1200m | 1000m | 800m | 600m | 400m | 200m |
|------------------------|--------------------------|--------------------------|--------------------------|--------------------------|--------------------------|--------------------------|--------------------------|--------------------------|
| Section Times | 1:30.38 [5] (0:08.40) | 1:21.98 [3] (0:11.65) | 1:10.33 [4] (0:11.95) | 0:58.38 [5] (0:12.26) | 0:46.12 [5] (0:11.48) | 0:34.64 [5] (0:11.38) | 0:23.26 [7] (0:11.04) | 0:12.22 [3] (0:12.22) |
| Average Speed [km/h] | 43.1 | 62.0 | 60.4 | 59.5 | 62.8 | 62.9 | 65.0 | 59.1 |
| Top Speed [km/h] | 61.4 | 63.8 | 61.7 | 61.6 | 63.9 | 64.6 | 66.4 | 62.5 |
| Avg. Dist. to Rail [m] | 8.9 | 3.0 | 3.7 | 2.1 | 0.5 | 1.1 | 0.5 | 0.9 |
| Avg. Stride Freq. [Hz] | 2.1 | 2.4 | 2.3 | 2.2 | 2.3 | 2.3 | 2.4 | 2.3 |
| Avg. Stride Length [m] | 5.7 | 7.3 | 7.3 | 7.4 | 7.5 | 7.5 | 7.6 | 7.0 |



- [] Ranking at each section and finish
- .-.- No data available at this section
- NA No data available



| | |
|--------------------------------|-------------------|
| Horse/Jockey Name | Eaglemont |
| Final Rank | 6 |
| Fastest Section Time (Section) | 0:08.94 (Overall) |
| Top Speed [km/h] (Section) | 65.6 (600m) |
| Race State | Finished |

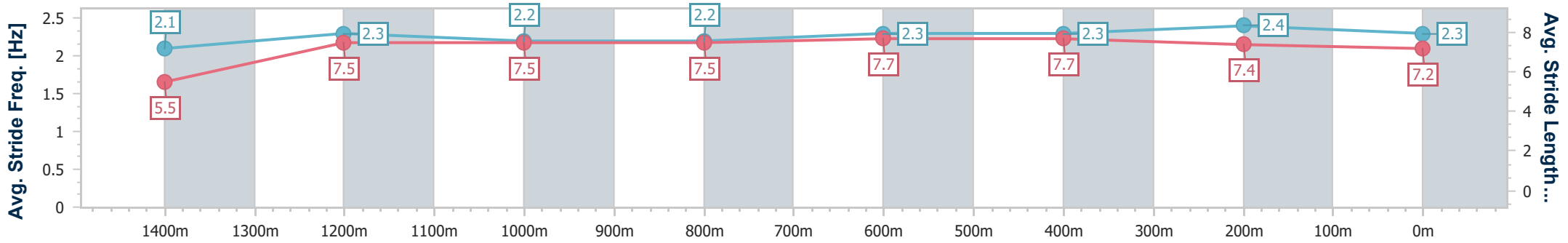
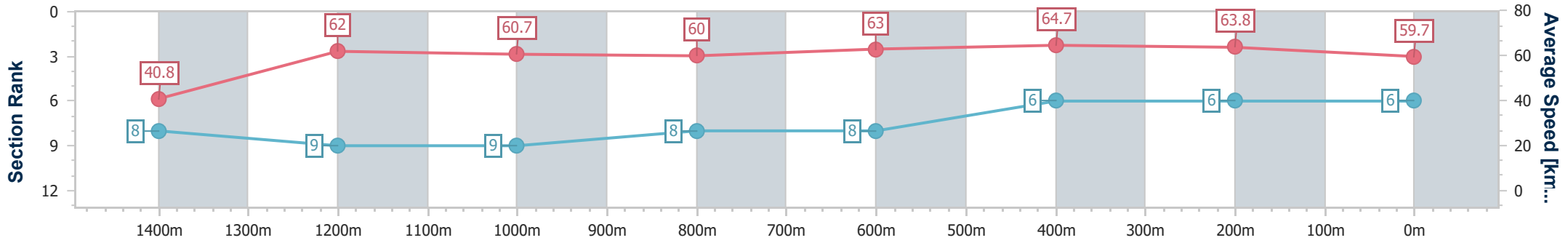


Eagle Farm QLD Professional
 Race 3: AITC EQUINE ACADEMY'S CHAMPION'S CHOICE
 Class 6 Handicap - 1500m
 12 August 2023 - 12:57
 Track Rating: Good 4, Weather: Fine, Rail Position: +7m Entire Course



BRISBANE
 RACING CLUB

| Section | Overall | 1400m | 1200m | 1000m | 800m | 600m | 400m | 200m |
|------------------------|--------------------------|--------------------------|--------------------------|--------------------------|--------------------------|--------------------------|--------------------------|--------------------------|
| Section Times | 1:30.48 [6] (0:08.94) | 1:21.54 [8] (0:11.64) | 1:09.90 [9] (0:11.88) | 0:58.02 [9] (0:12.03) | 0:45.99 [8] (0:11.51) | 0:34.48 [8] (0:11.10) | 0:23.38 [6] (0:11.29) | 0:12.09 [6] (0:12.09) |
| Average Speed [km/h] | 40.8 | 62.0 | 60.7 | 60.0 | 63.0 | 64.7 | 63.8 | 59.7 |
| Top Speed [km/h] | 57.4 | 63.6 | 63.5 | 61.1 | 64.6 | 65.6 | 64.7 | 62.5 |
| Avg. Dist. to Rail [m] | 12.5 | 2.3 | 2.0 | 1.1 | 0.8 | 0.7 | 1.8 | 2.0 |
| Avg. Stride Freq. [Hz] | 2.1 | 2.3 | 2.2 | 2.2 | 2.3 | 2.3 | 2.4 | 2.3 |
| Avg. Stride Length [m] | 5.5 | 7.5 | 7.5 | 7.5 | 7.7 | 7.7 | 7.4 | 7.2 |



- [] Ranking at each section and finish
- .-.- No data available at this section
- NA No data available



| | |
|--------------------------------|-------------------|
| Horse/Jockey Name | Gaius |
| Final Rank | 7 |
| Fastest Section Time (Section) | 0:08.49 (Overall) |
| Top Speed [km/h] (Section) | 65.2 (1400m) |
| Race State | Finished |

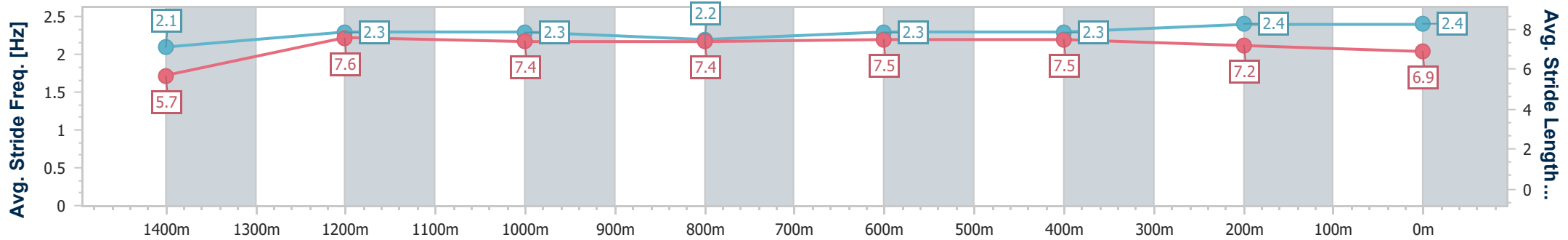
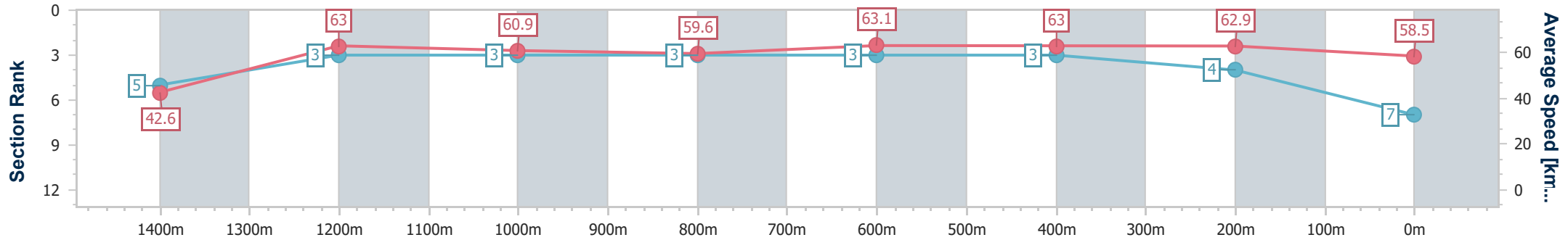


Eagle Farm QLD Professional
 Race 3: AITC EQUINE ACADEMY'S CHAMPION'S CHOICE
 Class 6 Handicap - 1500m
 12 August 2023 - 12:57
 Track Rating: Good 4, Weather: Fine, Rail Position: +7m Entire Course



BRISBANE RACING CLUB

| Section | Overall | 1400m | 1200m | 1000m | 800m | 600m | 400m | 200m | | | | | | |
|------------------------|--------------------------|--------------------------|--------------------------|--------------------------|--------------------------|--------------------------|--------------------------|--------------------------|--|--|--|--|--|--|
| Section Times | 1:30.54 [7] (0:08.49) | 1:22.05 [5] (0:11.44) | 1:10.61 [3] (0:11.85) | 0:58.76 [3] (0:12.23) | 0:46.53 [3] (0:11.43) | 0:35.10 [3] (0:11.35) | 0:23.75 [3] (0:11.42) | 0:12.33 [4] (0:12.33) | | | | | | |
| Average Speed [km/h] | 42.6 | 63.0 | 60.9 | 59.6 | 63.1 | 63.0 | 62.9 | 58.5 | | | | | | |
| Top Speed [km/h] | 60.1 | 65.2 | 62.8 | 61.7 | 64.2 | 64.3 | 63.8 | 62.0 | | | | | | |
| Avg. Dist. to Rail [m] | 7.6 | 1.8 | 2.3 | 2.2 | 0.5 | 1.4 | 1.3 | 1.6 | | | | | | |
| Avg. Stride Freq. [Hz] | 2.1 | 2.3 | 2.3 | 2.2 | 2.3 | 2.3 | 2.4 | 2.4 | | | | | | |
| Avg. Stride Length [m] | 5.7 | 7.6 | 7.4 | 7.4 | 7.5 | 7.5 | 7.2 | 6.9 | | | | | | |



- [] Ranking at each section and finish
- .-.- No data available at this section
- NA No data available



| | |
|--------------------------------|-------------------|
| Horse/Jockey Name | Matowatakpe |
| Final Rank | 8 |
| Fastest Section Time (Section) | 0:09.16 (Overall) |
| Top Speed [km/h] (Section) | 65.8 (400m) |
| Race State | Finished |

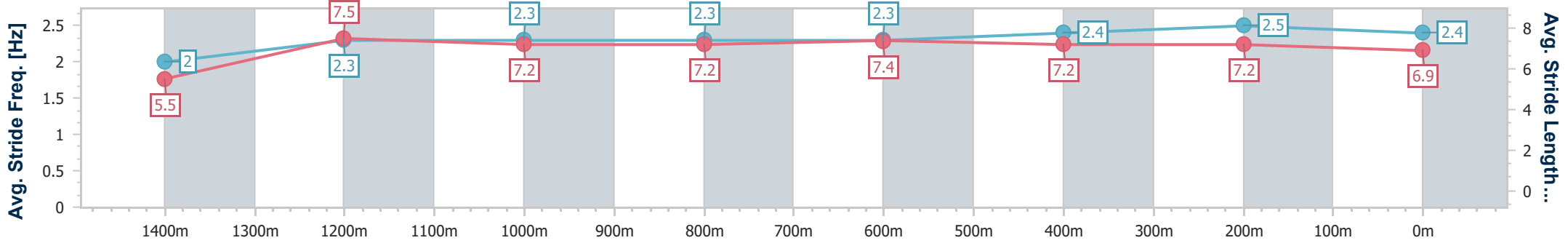
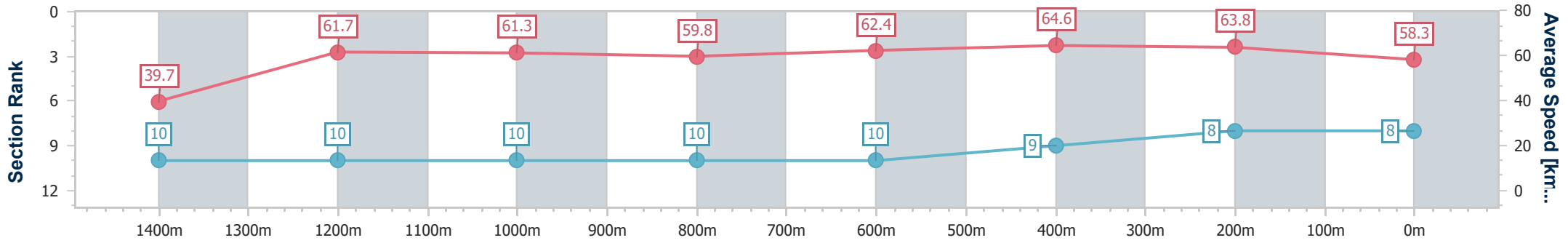


Eagle Farm QLD Professional
 Race 3: AITC EQUINE ACADEMY'S CHAMPION'S CHOICE
 Class 6 Handicap - 1500m
 12 August 2023 - 12:57
 Track Rating: Good 4, Weather: Fine, Rail Position: +7m Entire Course



BRISBANE RACING CLUB

| Section | Overall | 1400m | 1200m | 1000m | 800m | 600m | 400m | 200m | | | | | | |
|------------------------|--------------------------|---------------------------|---------------------------|---------------------------|---------------------------|---------------------------|--------------------------|--------------------------|--|--|--|--|--|--|
| Section Times | 1:30.87 [8] (0:09.16) | 1:21.71 [10] (0:11.70) | 1:10.01 [10] (0:11.80) | 0:58.21 [10] (0:12.09) | 0:46.12 [10] (0:11.47) | 0:34.65 [10] (0:11.02) | 0:23.63 [9] (0:11.28) | 0:12.35 [8] (0:12.35) | | | | | | |
| Average Speed [km/h] | 39.7 | 61.7 | 61.3 | 59.8 | 62.4 | 64.6 | 63.8 | 58.3 | | | | | | |
| Top Speed [km/h] | 58.6 | 64.4 | 64.3 | 60.5 | 64.4 | 65.1 | 65.8 | 61.4 | | | | | | |
| Avg. Dist. to Rail [m] | 13.2 | 2.4 | 2.8 | 1.0 | 1.0 | 2.5 | 0.8 | 1.6 | | | | | | |
| Avg. Stride Freq. [Hz] | 2.0 | 2.3 | 2.3 | 2.3 | 2.3 | 2.4 | 2.5 | 2.4 | | | | | | |
| Avg. Stride Length [m] | 5.5 | 7.5 | 7.2 | 7.2 | 7.4 | 7.2 | 7.2 | 6.9 | | | | | | |



- [] Ranking at each section and finish
- .-.- No data available at this section
- NA No data available



| | |
|--------------------------------|-------------------|
| Horse/Jockey Name | Morethannumberone |
| Final Rank | 9 |
| Fastest Section Time (Section) | 0:08.96 (Overall) |
| Top Speed [km/h] (Section) | 66.0 (600m) |
| Race State | Finished |

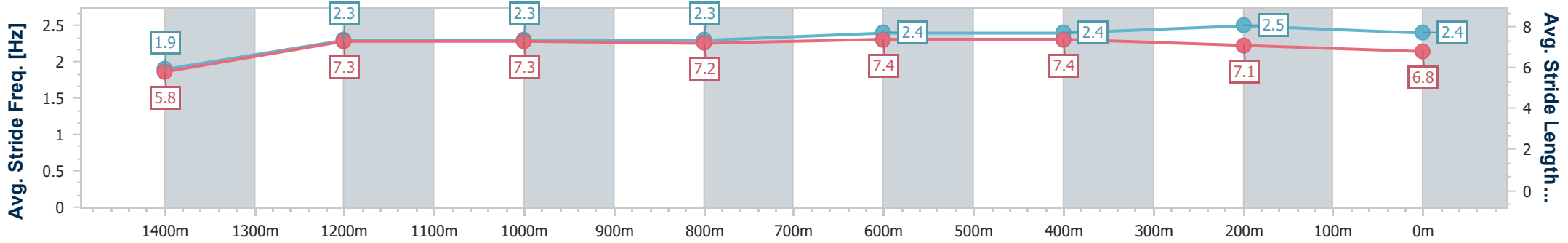
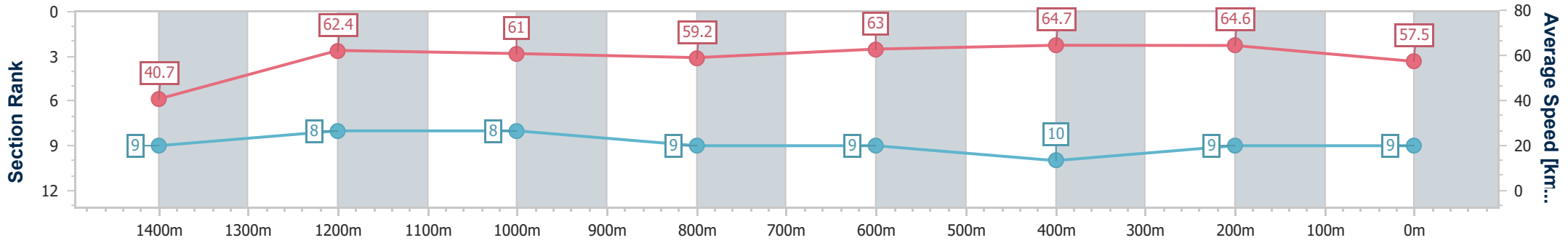


Eagle Farm QLD Professional
 Race 3: AITC EQUINE ACADEMY'S CHAMPION'S CHOICE
 Class 6 Handicap - 1500m
 12 August 2023 - 12:57
 Track Rating: Good 4, Weather: Fine, Rail Position: +7m Entire Course



BRISBANE RACING CLUB

| Section | Overall | 1400m | 1200m | 1000m | 800m | 600m | 400m | 200m | | | | | | |
|------------------------|--------------------------|--------------------------|--------------------------|--------------------------|--------------------------|--------------------------|---------------------------|--------------------------|--|--|--|--|--|--|
| Section Times | 1:31.05 [9] (0:08.96) | 1:22.09 [9] (0:11.59) | 1:10.50 [8] (0:11.82) | 0:58.68 [8] (0:12.28) | 0:46.40 [9] (0:11.50) | 0:34.90 [9] (0:11.22) | 0:23.68 [10] (0:11.16) | 0:12.52 [9] (0:12.52) | | | | | | |
| Average Speed [km/h] | 40.7 | 62.4 | 61.0 | 59.2 | 63.0 | 64.7 | 64.6 | 57.5 | | | | | | |
| Top Speed [km/h] | 58.6 | 64.3 | 63.0 | 60.9 | 64.7 | 66.0 | 66.0 | 61.6 | | | | | | |
| Avg. Dist. to Rail [m] | 13.6 | 2.7 | 1.5 | 2.0 | 1.5 | 1.6 | 4.9 | 3.9 | | | | | | |
| Avg. Stride Freq. [Hz] | 1.9 | 2.3 | 2.3 | 2.3 | 2.4 | 2.4 | 2.5 | 2.4 | | | | | | |
| Avg. Stride Length [m] | 5.8 | 7.3 | 7.3 | 7.2 | 7.4 | 7.4 | 7.1 | 6.8 | | | | | | |



- [] Ranking at each section and finish
- .-.- No data available at this section
- NA No data available



| | |
|--------------------------------|-------------------|
| Horse/Jockey Name | Grecian Lass |
| Final Rank | 10 |
| Fastest Section Time (Section) | 0:08.45 (Overall) |
| Top Speed [km/h] (Section) | 64.6 (1400m) |
| Race State | Finished |

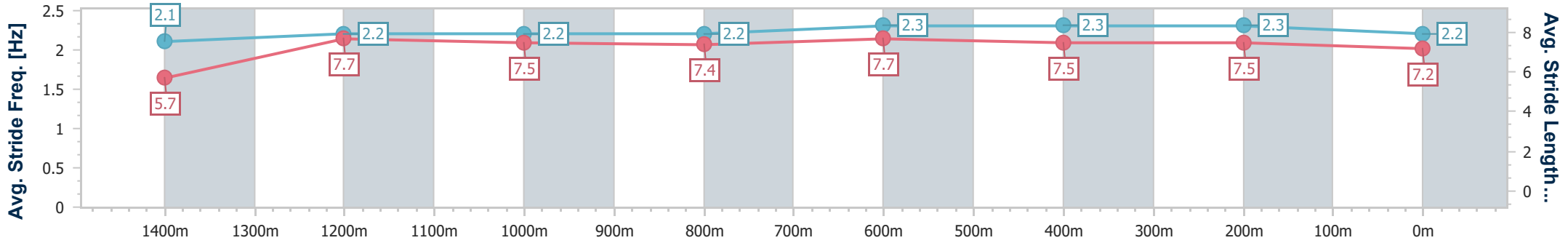
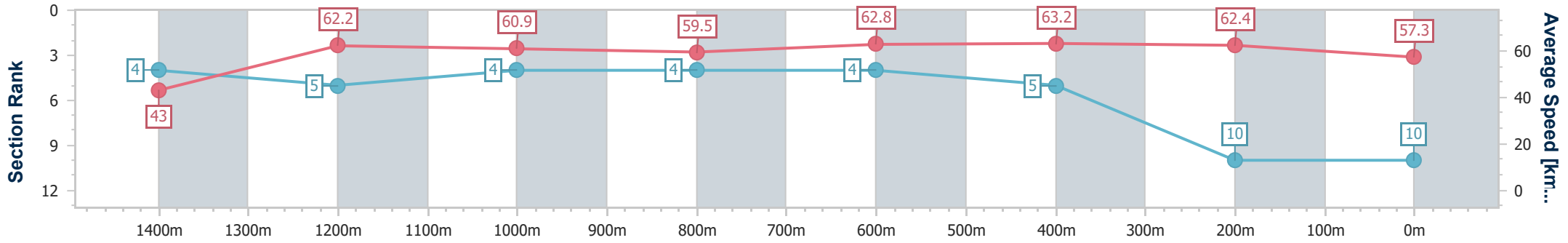


Eagle Farm QLD Professional
 Race 3: AITC EQUINE ACADEMY'S CHAMPION'S CHOICE
 Class 6 Handicap - 1500m
 12 August 2023 - 12:57
 Track Rating: Good 4, Weather: Fine, Rail Position: +7m Entire Course



BRISBANE
 RACING CLUB

| Section | Overall | 1400m | 1200m | 1000m | 800m | 600m | 400m | 200m |
|------------------------|---------------------------|--------------------------|--------------------------|--------------------------|--------------------------|--------------------------|--------------------------|---------------------------|
| Section Times | 1:31.18 [10] (0:08.45) | 1:22.73 [4] (0:11.61) | 1:11.12 [5] (0:11.83) | 0:59.29 [4] (0:12.23) | 0:47.06 [4] (0:11.51) | 0:35.55 [4] (0:11.41) | 0:24.14 [5] (0:11.55) | 0:12.59 [10] (0:12.59) |
| Average Speed [km/h] | 43.0 | 62.2 | 60.9 | 59.5 | 62.8 | 63.2 | 62.4 | 57.3 |
| Top Speed [km/h] | 60.6 | 64.6 | 61.8 | 61.7 | 64.3 | 64.2 | 64.2 | 60.0 |
| Avg. Dist. to Rail [m] | 10.4 | 3.1 | 2.7 | 2.0 | 1.1 | 0.6 | 0.9 | 2.6 |
| Avg. Stride Freq. [Hz] | 2.1 | 2.2 | 2.2 | 2.2 | 2.3 | 2.3 | 2.3 | 2.2 |
| Avg. Stride Length [m] | 5.7 | 7.7 | 7.5 | 7.4 | 7.7 | 7.5 | 7.5 | 7.2 |



- [] Ranking at each section and finish
- .-.- No data available at this section
- NA No data available