



**Eagle Farm QLD Professional**  
**Race 1: TIC NATIONAL PONY RACING SERIES LAUNCH BENCHMARK**  
**78 Handicap - 1000m**  
**12 August 2023 - 11:43**



Track Rating: Good 4, Weather: Fine, Rail Position: +7m Entire Course

Section		Overall	800m	600m	400m	200m	Last 600m					
Field Times		0:58.04 (0:13.57)	0:44.47 (0:11.38)	0:33.09 (0:11.27)	0:21.82 (0:10.73)	0:11.09 (0:11.09)	0:33.09					
Rank	TAB Horse/Jockey	Barrier	Top Speed [km/h]	Fastest Section	Margin					Distance Travelled [m]		
1	8 VODKA MARTINI Cejay Graham	4	69.9 400m	0:10.55 400m	0:58.04 [1] (0:13.59)	0:44.45 [2] (0:11.43)	0:33.02 [2] (0:11.38)	0:21.64 [3] (0:10.55)	0:11.09 [1] (0:11.09)	0:58.04	0:33.02	
2	9 PARK AVENUE Kyle Wilson-Taylor	7	70.3 400m	0:10.40 400m	0:58.33 [2] (0:14.17)	0:44.16 [7] (0:11.33)	0:32.83 [7] (0:11.23)	0:21.60 [7] (0:10.40)	0:11.20 [4] (0:11.20)	1.73L	0:32.83	-6
3	7 LE MELODY Andrew Mallyon	5	68.8 400m	0:10.60 400m	0:58.34 [3] (0:14.02)	0:44.32 [5] (0:11.26)	0:33.06 [5] (0:11.25)	0:21.81 [5] (0:10.60)	0:11.21 [4] (0:11.21)	1.75L	0:33.06	-10
4	5 RELIABLE RUBY Damien Thornton	2	69.5 400m	0:10.49 400m	0:58.40 [4] (0:14.04)	0:44.36 [6] (0:11.39)	0:32.97 [6] (0:11.29)	0:21.68 [6] (0:10.49)	0:11.19 [6] (0:11.19)	2.1L	0:32.97	-5
5	4 YOU'LL BE MIST James Orman	1	69.7 400m	0:10.62 400m	0:58.40 [5] (0:13.85)	0:44.55 [4] (0:11.23)	0:33.32 [3] (0:11.34)	0:21.98 [4] (0:10.62)	0:11.36 [2] (0:11.36)	2.12L	0:33.32	-10
6	3 HARD LANDING Melea Castle	6	67.1 Overall	0:10.90 400m	0:59.04 [6] (0:13.84)	0:45.20 [3] (0:11.29)	0:33.91 [4] (0:11.25)	0:22.66 [2] (0:10.90)	0:11.76 [7] (0:11.76)	5.87L	0:33.91	-6
7	1 GEMELON BOLT Bailey Wheeler	3	67.6 400m	0:10.82 400m	0:59.07 [7] (0:13.57)	0:45.50 [1] (0:11.38)	0:34.12 [1] (0:11.27)	0:22.85 [1] (0:10.82)	0:12.03 [3] (0:12.03)	6.06L	0:34.12	-6

Scratched: Vainstream (#2), Avolonte (#6)

[ ] Ranking at each section and finish  
 -:-:- No data available at this section  
 NA No data available

SCN Saddle cloth number  
 DNF Did not finish  
 DNT Did not track



Horse/Jockey Name	Vodka Martini
Final Rank	1
Fastest Section Time (Section)	0:10.55 (400m)
Top Speed [km/h] (Section)	69.9 (400m)
Race State	Finished



Eagle Farm QLD Professional  
Race 1: TIC NATIONAL PONY RACING SERIES LAUNCH  
BENCHMARK 78 Handicap - 1000m

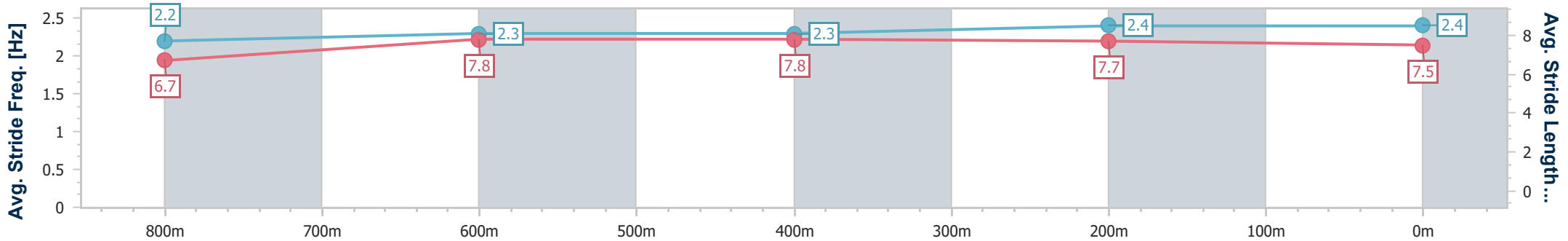
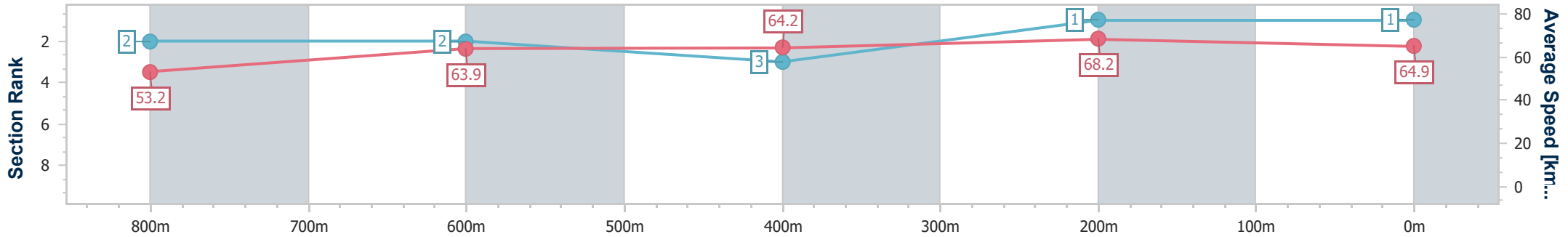
12 August 2023 - 11:43

Track Rating: Good 4, Weather: Fine, Rail Position: +7m Entire Course



BRISBANE  
RACING CLUB

Section	Overall	800m	600m	400m	200m
Section Times	0:58.04 [1] (0:13.59)	0:44.45 [2] (0:11.43)	0:33.02 [2] (0:11.38)	0:21.64 [3] (0:10.55)	0:11.09 [1] (0:11.09)
Average Speed [km/h]	53.2	63.9	64.2	68.2	64.9
Top Speed [km/h]	64.1	64.6	68.0	69.9	67.9
Avg. Dist. to Rail [m]	3.3	3.0	3.0	1.5	0.7
Avg. Stride Freq. [Hz]	2.2	2.3	2.3	2.4	2.4
Avg. Stride Length [m]	6.7	7.8	7.8	7.7	7.5



- [ ] Ranking at each section and finish
- .-.- No data available at this section
- NA No data available



Horse/Jockey Name	Park Avenue
Final Rank	2
Fastest Section Time (Section)	0:10.40 (400m)
Top Speed [km/h] (Section)	70.3 (400m)
Race State	Finished



Eagle Farm QLD Professional  
Race 1: TIC NATIONAL PONY RACING SERIES LAUNCH  
BENCHMARK 78 Handicap - 1000m

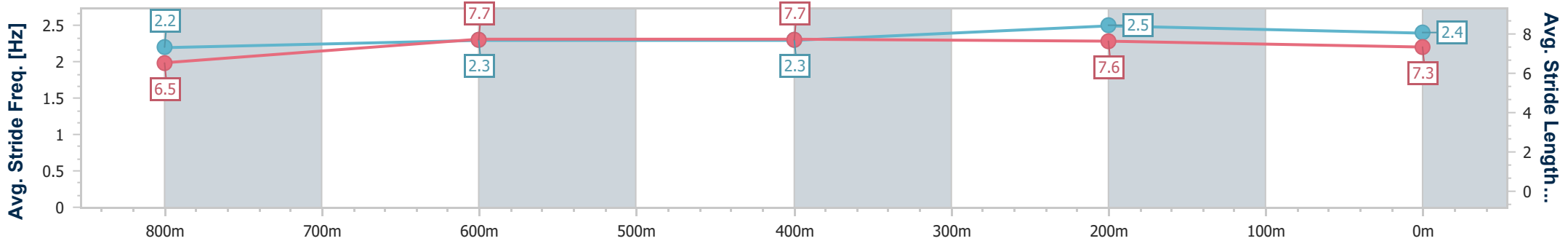
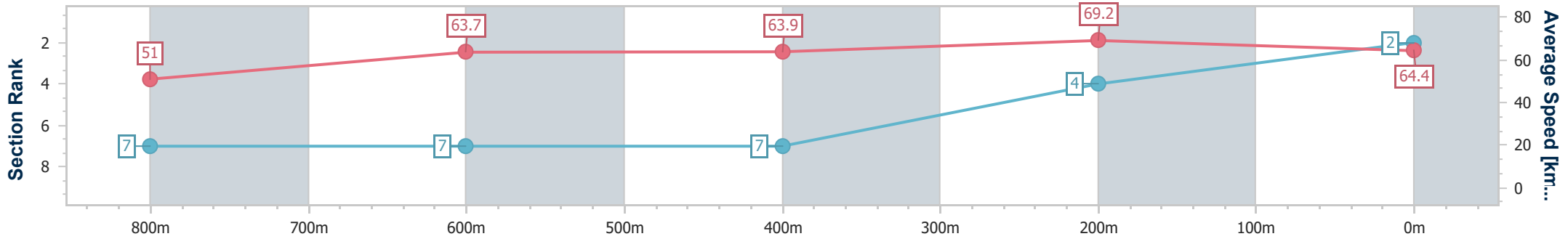
12 August 2023 - 11:43

Track Rating: Good 4, Weather: Fine, Rail Position: +7m Entire Course



BRISBANE  
RACING CLUB

Section	Overall	800m	600m	400m	200m
Section Times	0:58.33 [2] (0:14.17)	0:44.16 [7] (0:11.33)	0:32.83 [7] (0:11.23)	0:21.60 [7] (0:10.40)	0:11.20 [4] (0:11.20)
Average Speed [km/h]	51.0	63.7	63.9	69.2	64.4
Top Speed [km/h]	64.9	64.7	68.1	70.3	67.2
Avg. Dist. to Rail [m]	4.5	0.4	0.7	0.6	0.5
Avg. Stride Freq. [Hz]	2.2	2.3	2.3	2.5	2.4
Avg. Stride Length [m]	6.5	7.7	7.7	7.6	7.3



- [ ] Ranking at each section and finish
- .-.- No data available at this section
- NA No data available



Horse/Jockey Name	Le Melody
Final Rank	3
Fastest Section Time (Section)	0:10.60 (400m)
Top Speed [km/h] (Section)	68.8 (400m)
Race State	Finished



Eagle Farm QLD Professional  
Race 1: TIC NATIONAL PONY RACING SERIES LAUNCH  
BENCHMARK 78 Handicap - 1000m

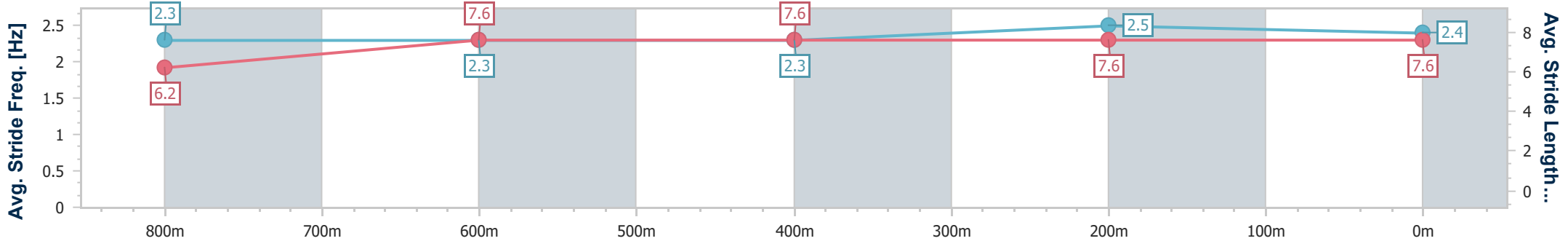
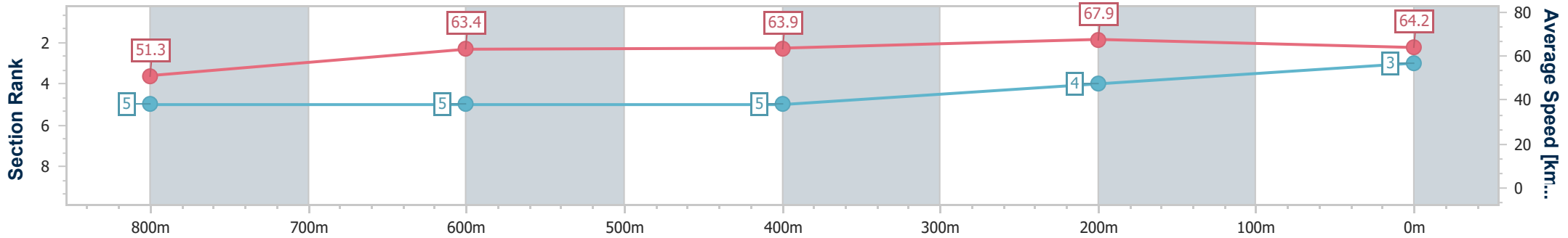
12 August 2023 - 11:43

Track Rating: Good 4, Weather: Fine, Rail Position: +7m Entire Course



BRISBANE  
RACING CLUB

Section	Overall	800m	600m	400m	200m
Section Times	0:58.34 [3] (0:14.02)	0:44.32 [5] (0:11.26)	0:33.06 [5] (0:11.25)	0:21.81 [5] (0:10.60)	0:11.21 [4] (0:11.21)
Average Speed [km/h]	51.3	63.4	63.9	67.9	64.2
Top Speed [km/h]	66.1	64.6	65.9	68.8	67.7
Avg. Dist. to Rail [m]	2.5	1.6	0.8	0.5	0.8
Avg. Stride Freq. [Hz]	2.3	2.3	2.3	2.5	2.4
Avg. Stride Length [m]	6.2	7.6	7.6	7.6	7.6



- [ ] Ranking at each section and finish
- .-.- No data available at this section
- NA No data available



Horse/Jockey Name	Reliable Ruby
Final Rank	4
Fastest Section Time (Section)	0:10.49 (400m)
Top Speed [km/h] (Section)	69.5 (400m)
Race State	Finished



Eagle Farm QLD Professional  
Race 1: TIC NATIONAL PONY RACING SERIES LAUNCH  
BENCHMARK 78 Handicap - 1000m

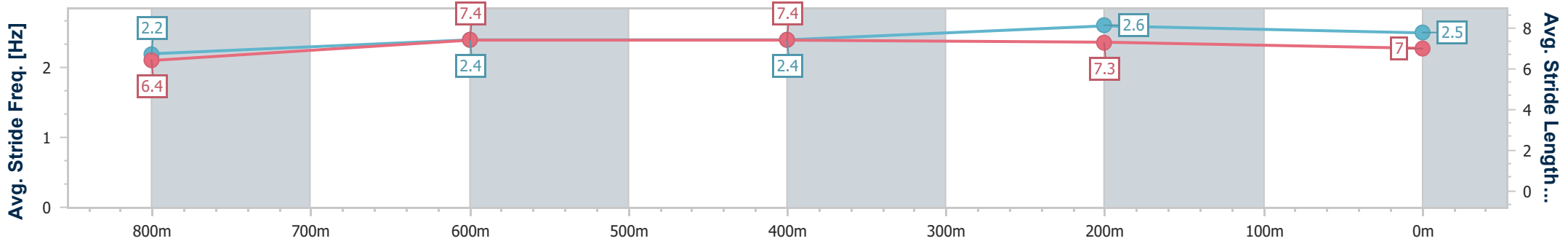
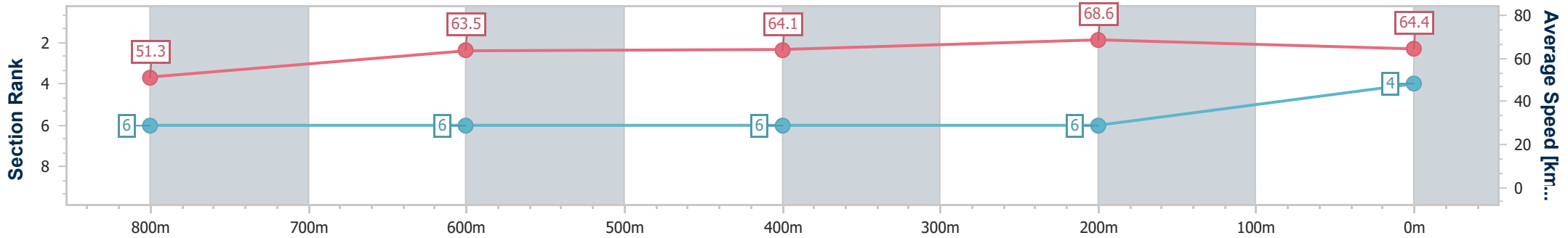
12 August 2023 - 11:43

Track Rating: Good 4, Weather: Fine, Rail Position: +7m Entire Course



BRISBANE  
RACING CLUB

Section	Overall	800m	600m	400m	200m
Section Times	0:58.40 [4] (0:14.04)	0:44.36 [6] (0:11.39)	0:32.97 [6] (0:11.29)	0:21.68 [6] (0:10.49)	0:11.19 [6] (0:11.19)
Average Speed [km/h]	51.3	63.5	64.1	68.6	64.4
Top Speed [km/h]	64.8	64.9	67.8	69.5	67.5
Avg. Dist. to Rail [m]	1.6	1.1	1.1	2.5	3.5
Avg. Stride Freq. [Hz]	2.2	2.4	2.4	2.6	2.5
Avg. Stride Length [m]	6.4	7.4	7.4	7.3	7.0



- [ ] Ranking at each section and finish
- .-.- No data available at this section
- NA No data available



Horse/Jockey Name	You'll Be Mist
Final Rank	5
Fastest Section Time (Section)	0:10.62 (400m)
Top Speed [km/h] (Section)	69.7 (400m)
Race State	Finished



Eagle Farm QLD Professional  
Race 1: TIC NATIONAL PONY RACING SERIES LAUNCH  
BENCHMARK 78 Handicap - 1000m

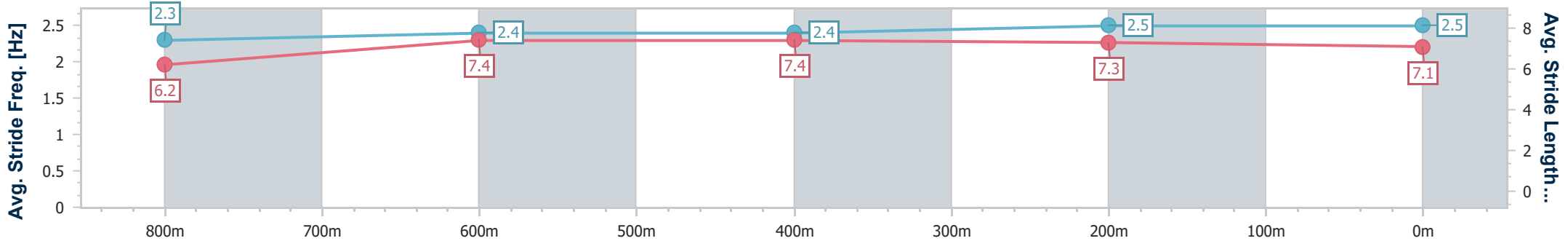
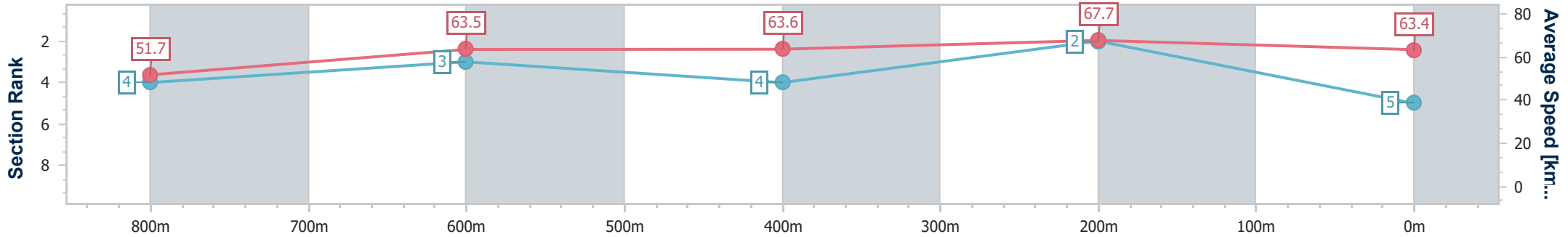
12 August 2023 - 11:43

Track Rating: Good 4, Weather: Fine, Rail Position: +7m Entire Course



BRISBANE  
RACING CLUB

Section	Overall	800m	600m	400m	200m
Section Times	0:58.40 [5] (0:13.85)	0:44.55 [4] (0:11.23)	0:33.32 [3] (0:11.34)	0:21.98 [4] (0:10.62)	0:11.36 [2] (0:11.36)
Average Speed [km/h]	51.7	63.5	63.6	67.7	63.4
Top Speed [km/h]	64.3	64.4	65.9	69.7	67.0
Avg. Dist. to Rail [m]	1.9	1.8	0.9	3.1	3.3
Avg. Stride Freq. [Hz]	2.3	2.4	2.4	2.5	2.5
Avg. Stride Length [m]	6.2	7.4	7.4	7.3	7.1



- [ ] Ranking at each section and finish
- .-.- No data available at this section
- NA No data available



Horse/Jockey Name	Hard Landing
Final Rank	6
Fastest Section Time (Section)	0:10.90 (400m)
Top Speed [km/h] (Section)	67.1 (Overall)
Race State	Finished



Eagle Farm QLD Professional  
Race 1: TIC NATIONAL PONY RACING SERIES LAUNCH  
BENCHMARK 78 Handicap - 1000m

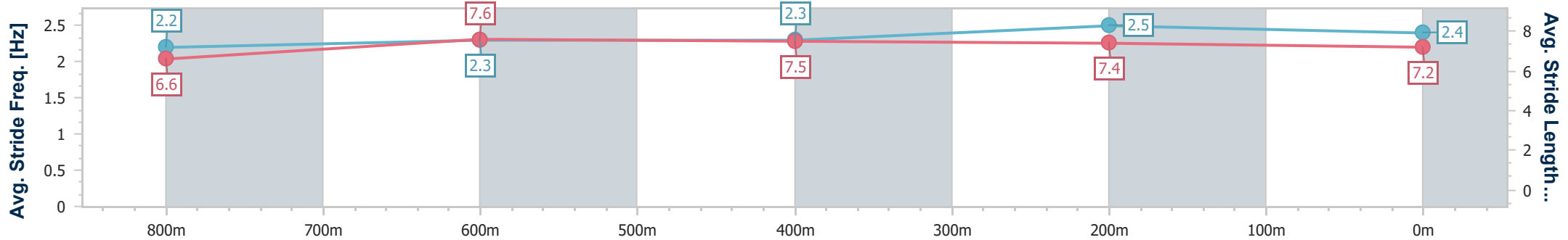
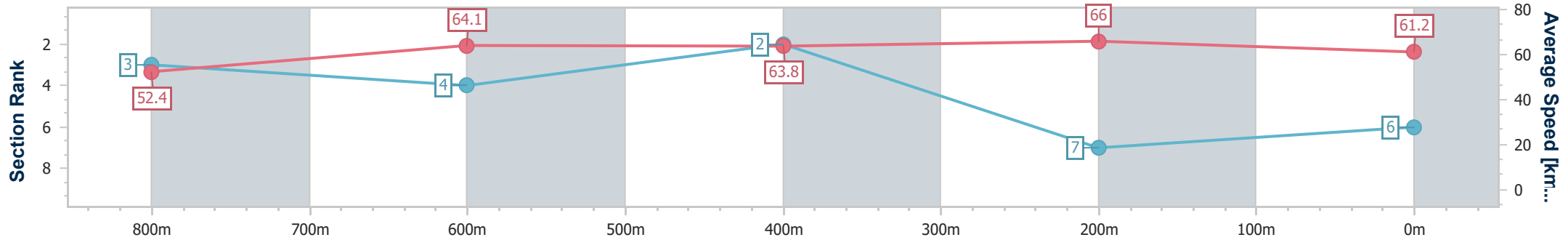
12 August 2023 - 11:43

Track Rating: Good 4, Weather: Fine, Rail Position: +7m Entire Course



BRISBANE RACING CLUB

Section	Overall	800m	600m	400m	200m
Section Times	0:59.04 [6] (0:13.84)	0:45.20 [3] (0:11.29)	0:33.91 [4] (0:11.25)	0:22.66 [2] (0:10.90)	0:11.76 [7] (0:11.76)
Average Speed [km/h]	52.4	64.1	63.8	66.0	61.2
Top Speed [km/h]	67.1	66.7	65.3	66.8	64.9
Avg. Dist. to Rail [m]	3.8	1.0	0.6	0.7	0.5
Avg. Stride Freq. [Hz]	2.2	2.3	2.3	2.5	2.4
Avg. Stride Length [m]	6.6	7.6	7.5	7.4	7.2



- [ ] Ranking at each section and finish
- .-.- No data available at this section
- NA No data available



Horse/Jockey Name	Gemelon Bolt
Final Rank	7
Fastest Section Time (Section)	0:10.82 (400m)
Top Speed [km/h] (Section)	67.6 (400m)
Race State	Finished



Eagle Farm QLD Professional  
Race 1: TIC NATIONAL PONY RACING SERIES LAUNCH  
BENCHMARK 78 Handicap - 1000m

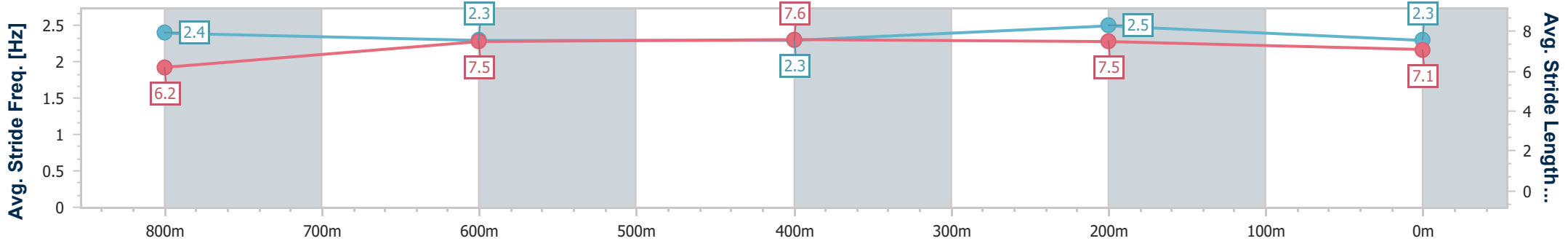
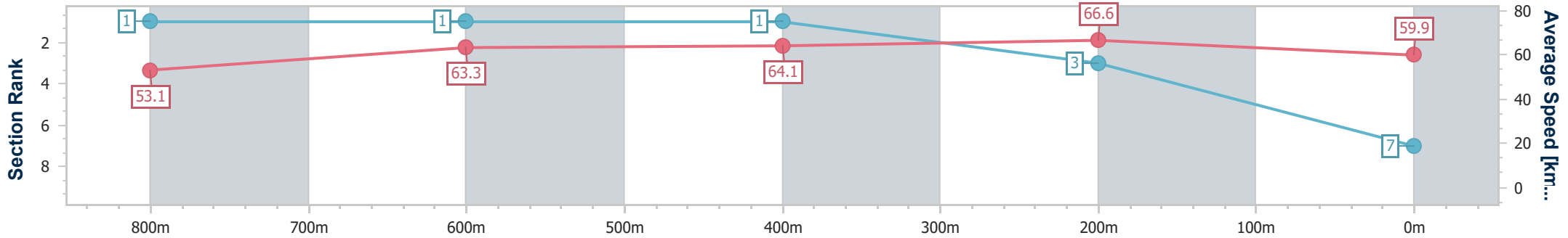
12 August 2023 - 11:43

Track Rating: Good 4, Weather: Fine, Rail Position: +7m Entire Course



BRISBANE  
RACING CLUB

Section	Overall	800m	600m	400m	200m
Section Times	0:59.07 [7] (0:13.57)	0:45.50 [1] (0:11.38)	0:34.12 [1] (0:11.27)	0:22.85 [1] (0:10.82)	0:12.03 [3] (0:12.03)
Average Speed [km/h]	53.1	63.3	64.1	66.6	59.9
Top Speed [km/h]	63.9	63.9	66.3	67.6	63.9
Avg. Dist. to Rail [m]	2.0	0.6	0.7	0.5	1.2
Avg. Stride Freq. [Hz]	2.4	2.3	2.3	2.5	2.3
Avg. Stride Length [m]	6.2	7.5	7.6	7.5	7.1



- [ ] Ranking at each section and finish
- .-.- No data available at this section
- NA No data available