



# Ipswich QLD Professional

## Race 5: CSI CLUB SERVICES IPSWICH Class 4 Handicap - 1700m

11 August 2023 - 15:05



Track Rating: Good 3, Weather: Fine, Rail Position: +8.0m Entire

| Section     |                      |  |                      |                      |                      |                          |                          |                          |                          |                          |                          |                          |                        |    |
|-------------|----------------------|--|----------------------|----------------------|----------------------|--------------------------|--------------------------|--------------------------|--------------------------|--------------------------|--------------------------|--------------------------|------------------------|----|
| Field Times |                      |  |                      |                      |                      |                          |                          |                          |                          |                          |                          |                          |                        |    |
|             | Overall              | 1600m  | 1400m                | 1200m                | 1000m                | 800m                     | 600m                     | Last 600m                |                          |                          |                          |                          |                        |    |
|             | 1:42.88<br>(0:08.56) | 1:34.32<br>(0:11.31)                         | 1:23.01<br>(0:11.35) | 1:11.66<br>(0:11.83) | 0:59.83<br>(0:11.87) | 0:47.96<br>(0:12.03)     | 0:35.93<br>(0:12.04)     | 0:35.93                  |                          |                          |                          |                          |                        |    |
| Rank        | TAB                  | Horse/Jockey                                 | Barrier              | Top Speed [km/h]     | Fastest Section      |                          |                          |                          |                          |                          |                          |                          | Distance Travelled [m] |    |
| 1           | 2                    | <b>HYDE</b><br>Damien Thornton               | 8                    | 63.5                 | 0:08.80              | 1:42.88 [1]<br>(0:08.80) | 1:34.08 [5]<br>(0:11.64) | 1:22.44 [7]<br>(0:11.68) | 1:10.76 [7]<br>(0:11.86) | 0:58.90 [7]<br>(0:11.95) | 0:46.95 [7]<br>(0:11.81) | 0:35.14 [7]<br>(0:11.64) | 0:35.14                |    |
| 2           | 6                    | <b>WHERE YA BEAN</b><br>Mark Du Plessis      | 6                    | 64.1                 | 0:08.60              | 1:43.00 [2]<br>(0:08.60) | 1:34.40 [2]<br>(0:11.38) | 1:23.02 [3]<br>(0:11.56) | 1:11.46 [3]<br>(0:11.92) | 0:59.54 [3]<br>(0:11.94) | 0:47.60 [3]<br>(0:11.90) | 0:35.70 [3]<br>(0:11.86) | 0:35.70                | +0 |
| 3           | 1                    | <b>WITHOUT REVENGE</b><br>Kyle Wilson-Taylor | 7                    | 65.4                 | 0:08.63              | 1:43.87 [3]<br>(0:08.63) | 1:35.24 [3]<br>(0:11.32) | 1:23.92 [2]<br>(0:11.27) | 1:12.65 [1]<br>(0:11.83) | 1:00.82 [1]<br>(0:11.87) | 0:48.95 [1]<br>(0:12.03) | 0:36.92 [1]<br>(0:12.04) | 0:36.92                | -4 |
| 4           | 3                    | <b>PATMOS ISLAND</b><br>Angela Jones         | 2                    | 65.1                 | 0:08.56              | 1:44.23 [4]<br>(0:08.56) | 1:35.67 [1]<br>(0:11.31) | 1:24.36 [1]<br>(0:11.53) | 1:12.83 [2]<br>(0:11.83) | 1:01.00 [2]<br>(0:11.88) | 0:49.12 [2]<br>(0:11.95) | 0:37.17 [2]<br>(0:12.05) | 0:37.17                | -4 |
| 5           | 8                    | <b>ROMAN HEIR</b><br>Taylor Marshall         | 4                    | 63.4                 | 0:08.88              | 1:44.45 [5]<br>(0:08.88) | 1:35.57 [7]<br>(0:11.48) | 1:24.09 [6]<br>(0:11.68) | 1:12.41 [6]<br>(0:11.82) | 1:00.59 [6]<br>(0:11.99) | 0:48.60 [6]<br>(0:11.86) | 0:36.74 [6]<br>(0:11.92) | 0:36.74                | -6 |
| 6           | 4                    | <b>SHOW ME YOUR LOVE</b><br>Andrew Mallyon   | 5                    | 64.0                 | 0:08.87              | 1:44.64 [6]<br>(0:08.87) | 1:35.77 [6]<br>(0:11.41) | 1:24.36 [5]<br>(0:11.63) | 1:12.73 [5]<br>(0:11.90) | 1:00.83 [5]<br>(0:11.94) | 0:48.89 [5]<br>(0:11.89) | 0:37.00 [5]<br>(0:11.76) | 0:37.00                | -4 |
| 7           | 7                    | <b>KNEZE</b><br>Nozi Tomizawa                | 1                    | 63.2                 | 0:08.65              | 1:44.91 [7]<br>(0:08.65) | 1:36.26 [4]<br>(0:11.49) | 1:24.77 [4]<br>(0:11.60) | 1:13.17 [4]<br>(0:11.84) | 1:01.33 [4]<br>(0:11.94) | 0:49.39 [4]<br>(0:11.94) | 0:37.45 [4]<br>(0:12.18) | 0:37.45                | -7 |
| 8           | 10                   | <b>MUWARRAD</b><br>Cejay Graham              | 3                    | 64.4                 | 0:09.44              | 1:46.15 [8]<br>(0:09.44) | 1:36.71 [8]<br>(0:11.50) | 1:25.21 [8]<br>(0:11.62) | 1:13.59 [8]<br>(0:11.75) | 1:01.84 [8]<br>(0:12.06) | 0:49.78 [8]<br>(0:11.86) | 0:37.92 [8]<br>(0:12.17) | 0:37.92                | -8 |

Scratched: Triple Citizen (#5), Tee Amici (#9)

[ ] Ranking at each section and finish  
 -:-:- No data available at this section  
 NA No data available

SCN Saddle cloth number  
 DNF Did not finish  
 DNT Did not track

Track Rating: Good 3, Weather: Fine, Rail Position: +8.0m Entire

| Section     |     |  |         | 400m                 | 200m                 |                          |                          | Last 600m |  |                        |    |
|-------------|-----|--|---------|----------------------|----------------------|--------------------------|--------------------------|-----------|--|------------------------|----|
| Field Times |     |  |         | 0:23.89<br>(0:12.03) | 0:11.86<br>(0:11.86) |                          |                          | 0:35.93   |  |                        |    |
| Rank        | TAB | Horse/Jockey                                 | Barrier | Top Speed [km/h]     | Fastest Section      | Margin                   |                          |           |  | Distance Travelled [m] |    |
| 1           | 2   | <b>HYDE</b><br>Damien Thornton               | 8       | 63.5<br>1400m        | 0:08.80<br>Overall   | 0:23.50 [4]<br>(0:11.64) | 0:11.86 [1]<br>(0:11.86) | 1:42.88   |  | 0:35.14                |    |
| 2           | 6   | <b>WHERE YA BEAN</b><br>Mark Du Plessis      | 6       | 64.1<br>1600m        | 0:08.60<br>Overall   | 0:23.84 [3]<br>(0:11.89) | 0:11.95 [2]<br>(0:11.95) | 0.5L      |  | 0:35.70                | +0 |
| 3           | 1   | <b>WITHOUT REVENGE</b><br>Kyle Wilson-Taylor | 7       | 65.4<br>1400m        | 0:08.63<br>Overall   | 0:24.88 [1]<br>(0:12.26) | 0:12.62 [3]<br>(0:12.62) | 5.5L      |  | 0:36.92                | -4 |
| 4           | 3   | <b>PATMOS ISLAND</b><br>Angela Jones         | 2       | 65.1<br>1600m        | 0:08.56<br>Overall   | 0:25.12 [2]<br>(0:12.30) | 0:12.82 [4]<br>(0:12.82) | 7.5L      |  | 0:37.17                | -4 |
| 5           | 8   | <b>ROMAN HEIR</b><br>Taylor Marshall         | 4       | 63.4<br>1600m        | 0:08.88<br>Overall   | 0:24.82 [6]<br>(0:12.27) | 0:12.55 [6]<br>(0:12.55) | 8.8L      |  | 0:36.74                | -6 |
| 6           | 4   | <b>SHOW ME YOUR LOVE</b><br>Andrew Mallyon   | 5       | 64.0<br>1600m        | 0:08.87<br>Overall   | 0:25.24 [5]<br>(0:12.34) | 0:12.90 [5]<br>(0:12.90) | 9.8L      |  | 0:37.00                | -4 |
| 7           | 7   | <b>KNEZE</b><br>Nozi Tomizawa                | 1       | 63.2<br>1600m        | 0:08.65<br>Overall   | 0:25.27 [7]<br>(0:12.46) | 0:12.81 [7]<br>(0:12.81) | 11.3L     |  | 0:37.45                | -7 |
| 8           | 10  | <b>MUWARRAD</b><br>Cejay Graham              | 3       | 64.4<br>1600m        | 0:09.44<br>Overall   | 0:25.75 [8]<br>(0:12.59) | 0:13.16 [8]<br>(0:13.16) | 18.6L     |  | 0:37.92                | -8 |

Scratched: Triple Citizen (#5), Tee Amici (#9)



|                                |                   |
|--------------------------------|-------------------|
| Horse/Jockey Name              | Hyde              |
| Final Rank                     | 1                 |
| Fastest Section Time (Section) | 0:08.80 (Overall) |
| Top Speed [km/h] (Section)     | 63.5 (1400m)      |
| Race State                     | Finished          |



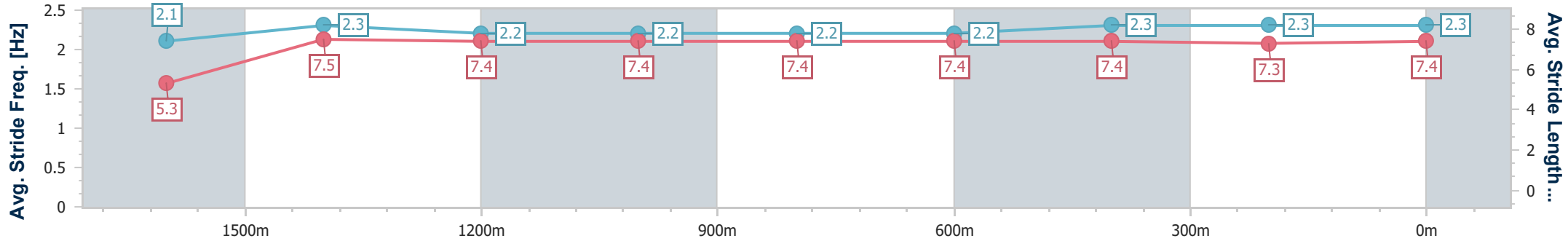
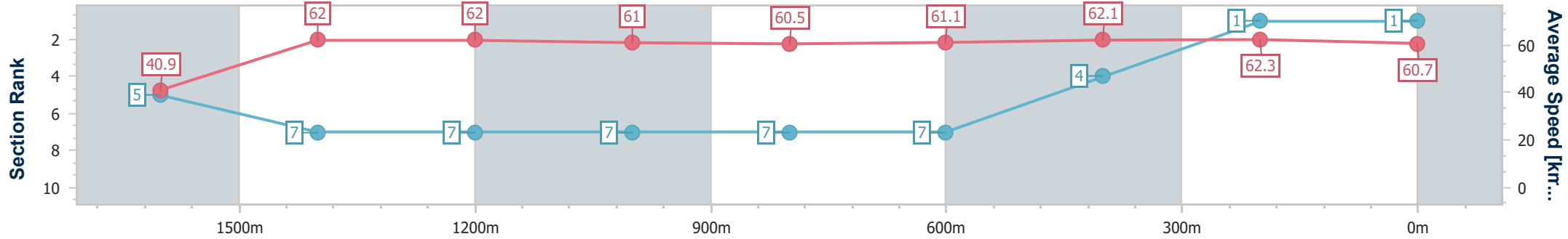
Ipswich QLD Professional  
Race 5: CSI CLUB SERVICES IPSWICH Class 4 Handicap - 1700m



11 August 2023 - 15:05

Track Rating: Good 3, Weather: Fine, Rail Position: +8.0m Entire

| Section                | Overall                  | 1600m                    | 1400m                    | 1200m                    | 1000m                    | 800m                     | 600m                     | 400m                     | 200m                     |  |  |  |  |
|------------------------|--------------------------|--------------------------|--------------------------|--------------------------|--------------------------|--------------------------|--------------------------|--------------------------|--------------------------|--|--|--|--|
| Section Times          | 1:42.88 [1]<br>(0:08.80) | 1:34.08 [5]<br>(0:11.64) | 1:22.44 [7]<br>(0:11.68) | 1:10.76 [7]<br>(0:11.86) | 0:58.90 [7]<br>(0:11.95) | 0:46.95 [7]<br>(0:11.81) | 0:35.14 [7]<br>(0:11.64) | 0:23.50 [4]<br>(0:11.64) | 0:11.86 [1]<br>(0:11.86) |  |  |  |  |
| Average Speed [km/h]   | 40.9                     | 62.0                     | 62.0                     | 61.0                     | 60.5                     | 61.1                     | 62.1                     | 62.3                     | 60.7                     |  |  |  |  |
| Top Speed [km/h]       | 58.8                     | 63.5                     | 63.5                     | 61.8                     | 61.7                     | 61.8                     | 62.4                     | 63.1                     | 62.2                     |  |  |  |  |
| Avg. Dist. to Rail [m] | 9.0                      | 3.1                      | 1.0                      | 1.3                      | 1.2                      | 0.9                      | 0.9                      | 2.0                      | 3.3                      |  |  |  |  |
| Avg. Stride Freq. [Hz] | 2.1                      | 2.3                      | 2.2                      | 2.2                      | 2.2                      | 2.2                      | 2.3                      | 2.3                      | 2.3                      |  |  |  |  |
| Avg. Stride Length [m] | 5.3                      | 7.5                      | 7.4                      | 7.4                      | 7.4                      | 7.4                      | 7.4                      | 7.3                      | 7.4                      |  |  |  |  |



- [ ] Ranking at each section and finish
- .-.- No data available at this section
- NA No data available



|                                |                   |
|--------------------------------|-------------------|
| Horse/Jockey Name              | Where Ya Bean     |
| Final Rank                     | 2                 |
| Fastest Section Time (Section) | 0:08.60 (Overall) |
| Top Speed [km/h] (Section)     | 64.1 (1600m)      |
| Race State                     | Finished          |



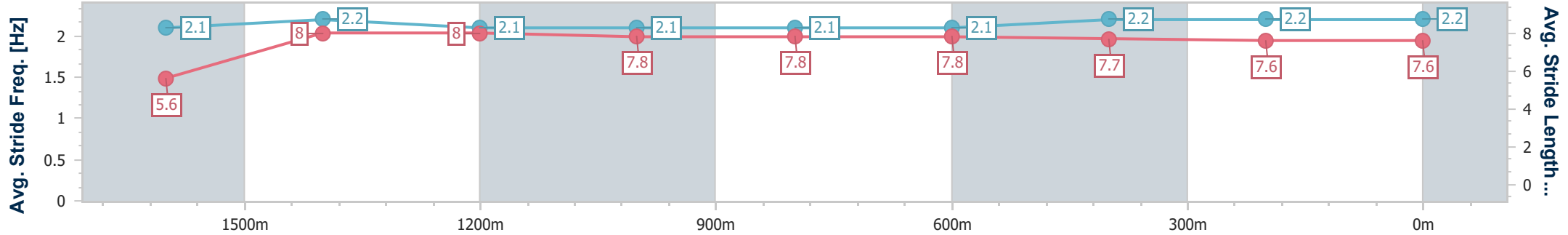
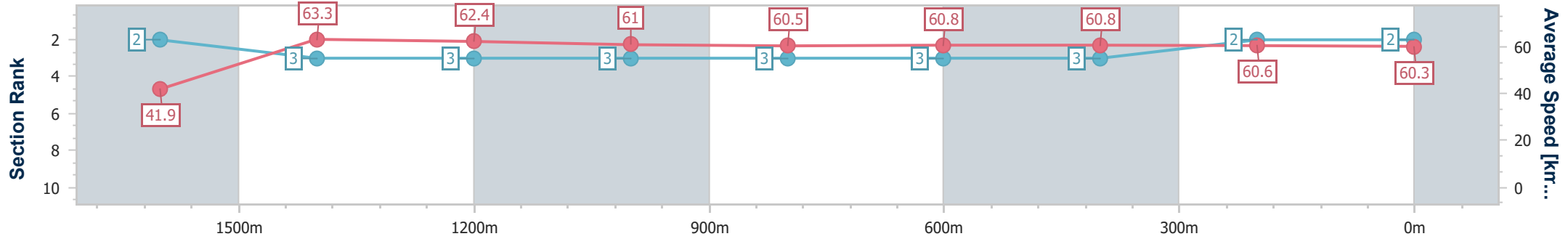
Ipswich QLD Professional  
Race 5: CSI CLUB SERVICES IPSWICH Class 4 Handicap - 1700m



11 August 2023 - 15:05

Track Rating: Good 3, Weather: Fine, Rail Position: +8.0m Entire

| Section                | Overall                  | 1600m                    | 1400m                    | 1200m                    | 1000m                    | 800m                     | 600m                     | 400m                     | 200m                     |  |  |  |
|------------------------|--------------------------|--------------------------|--------------------------|--------------------------|--------------------------|--------------------------|--------------------------|--------------------------|--------------------------|--|--|--|
| Section Times          | 1:43.00 [2]<br>(0:08.60) | 1:34.40 [2]<br>(0:11.38) | 1:23.02 [3]<br>(0:11.56) | 1:11.46 [3]<br>(0:11.92) | 0:59.54 [3]<br>(0:11.94) | 0:47.60 [3]<br>(0:11.90) | 0:35.70 [3]<br>(0:11.86) | 0:23.84 [3]<br>(0:11.89) | 0:11.95 [2]<br>(0:11.95) |  |  |  |
| Average Speed [km/h]   | 41.9                     | 63.3                     | 62.4                     | 61.0                     | 60.5                     | 60.8                     | 60.8                     | 60.6                     | 60.3                     |  |  |  |
| Top Speed [km/h]       | 61.8                     | 64.1                     | 63.7                     | 62.5                     | 61.8                     | 61.8                     | 61.3                     | 61.8                     | 61.7                     |  |  |  |
| Avg. Dist. to Rail [m] | 6.2                      | 1.1                      | 0.6                      | 2.5                      | 1.6                      | 0.9                      | 0.8                      | 0.7                      | 1.2                      |  |  |  |
| Avg. Stride Freq. [Hz] | 2.1                      | 2.2                      | 2.1                      | 2.1                      | 2.1                      | 2.1                      | 2.2                      | 2.2                      | 2.2                      |  |  |  |
| Avg. Stride Length [m] | 5.6                      | 8.0                      | 8.0                      | 7.8                      | 7.8                      | 7.8                      | 7.7                      | 7.6                      | 7.6                      |  |  |  |



- [ ] Ranking at each section and finish
- .-.- No data available at this section
- NA No data available



|                                |                   |
|--------------------------------|-------------------|
| Horse/Jockey Name              | Without Revenge   |
| Final Rank                     | 3                 |
| Fastest Section Time (Section) | 0:08.63 (Overall) |
| Top Speed [km/h] (Section)     | 65.4 (1400m)      |
| Race State                     | Finished          |



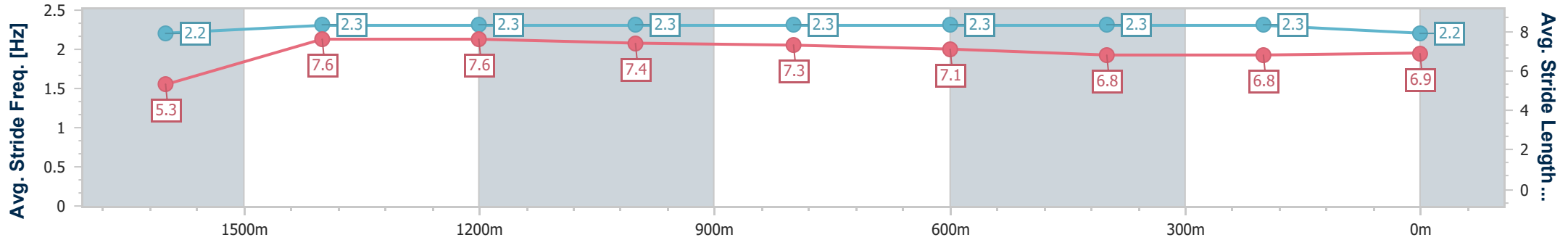
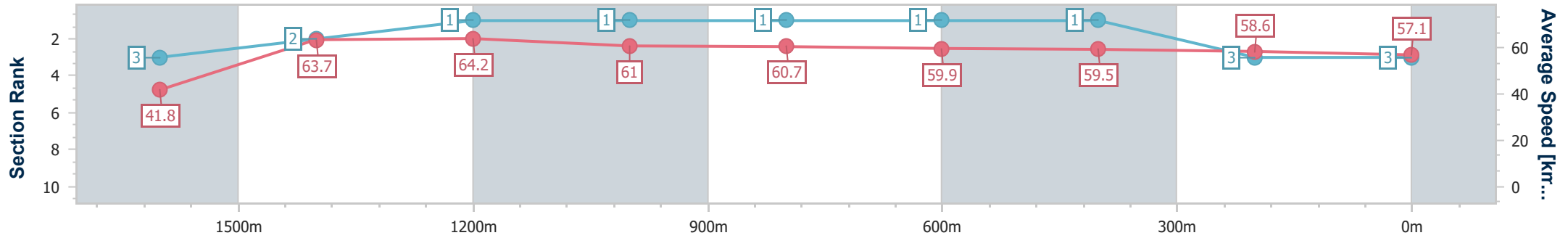
Ipswich QLD Professional  
Race 5: CSI CLUB SERVICES IPSWICH Class 4 Handicap - 1700m



11 August 2023 - 15:05

Track Rating: Good 3, Weather: Fine, Rail Position: +8.0m Entire

| Section                | Overall                  | 1600m                    | 1400m                    | 1200m                    | 1000m                    | 800m                     | 600m                     | 400m                     | 200m                     |
|------------------------|--------------------------|--------------------------|--------------------------|--------------------------|--------------------------|--------------------------|--------------------------|--------------------------|--------------------------|
| Section Times          | 1:43.87 [3]<br>(0:08.63) | 1:35.24 [3]<br>(0:11.32) | 1:23.92 [2]<br>(0:11.27) | 1:12.65 [1]<br>(0:11.83) | 1:00.82 [1]<br>(0:11.87) | 0:48.95 [1]<br>(0:12.03) | 0:36.92 [1]<br>(0:12.04) | 0:24.88 [1]<br>(0:12.26) | 0:12.62 [3]<br>(0:12.62) |
| Average Speed [km/h]   | 41.8                     | 63.7                     | 64.2                     | 61.0                     | 60.7                     | 59.9                     | 59.5                     | 58.6                     | 57.1                     |
| Top Speed [km/h]       | 60.0                     | 65.3                     | 65.4                     | 62.9                     | 61.1                     | 60.6                     | 60.3                     | 59.0                     | 58.7                     |
| Avg. Dist. to Rail [m] | 7.6                      | 2.7                      | 1.0                      | 0.7                      | 0.5                      | 0.2                      | 0.5                      | 0.9                      | 0.4                      |
| Avg. Stride Freq. [Hz] | 2.2                      | 2.3                      | 2.3                      | 2.3                      | 2.3                      | 2.3                      | 2.3                      | 2.3                      | 2.2                      |
| Avg. Stride Length [m] | 5.3                      | 7.6                      | 7.6                      | 7.4                      | 7.3                      | 7.1                      | 6.8                      | 6.8                      | 6.9                      |



- [ ] Ranking at each section and finish
- .-.- No data available at this section
- NA No data available



|                                |                   |
|--------------------------------|-------------------|
| Horse/Jockey Name              | Patmos Island     |
| Final Rank                     | 4                 |
| Fastest Section Time (Section) | 0:08.56 (Overall) |
| Top Speed [km/h] (Section)     | 65.1 (1600m)      |
| Race State                     | Finished          |



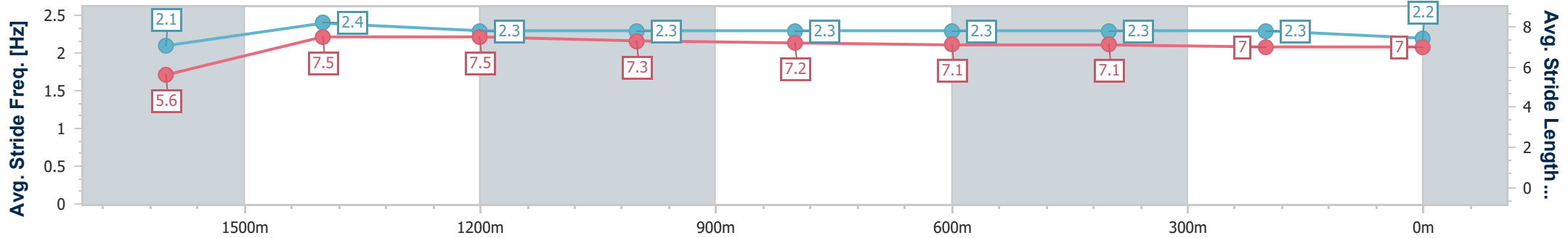
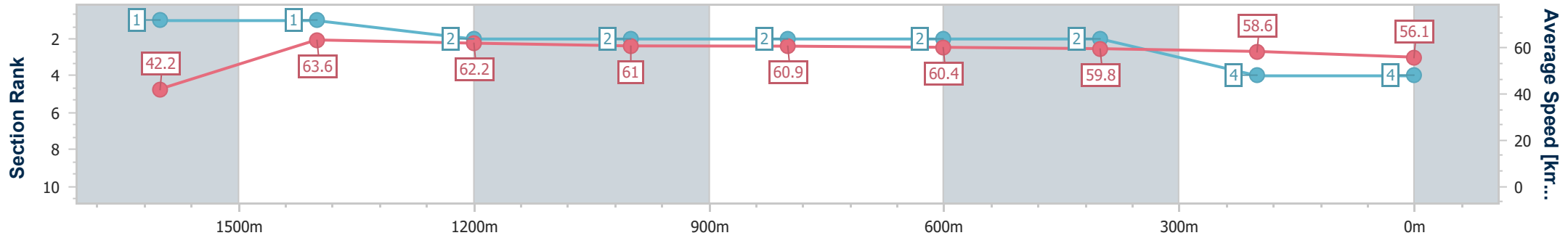
Ipswich QLD Professional  
Race 5: CSI CLUB SERVICES IPSWICH Class 4 Handicap - 1700m



11 August 2023 - 15:05

Track Rating: Good 3, Weather: Fine, Rail Position: +8.0m Entire

| Section                | Overall                  | 1600m                    | 1400m                    | 1200m                    | 1000m                    | 800m                     | 600m                     | 400m                     | 200m                     |
|------------------------|--------------------------|--------------------------|--------------------------|--------------------------|--------------------------|--------------------------|--------------------------|--------------------------|--------------------------|
| Section Times          | 1:44.23 [4]<br>(0:08.56) | 1:35.67 [1]<br>(0:11.31) | 1:24.36 [1]<br>(0:11.53) | 1:12.83 [2]<br>(0:11.83) | 1:01.00 [2]<br>(0:11.88) | 0:49.12 [2]<br>(0:11.95) | 0:37.17 [2]<br>(0:12.05) | 0:25.12 [2]<br>(0:12.30) | 0:12.82 [4]<br>(0:12.82) |
| Average Speed [km/h]   | 42.2                     | 63.6                     | 62.2                     | 61.0                     | 60.9                     | 60.4                     | 59.8                     | 58.6                     | 56.1                     |
| Top Speed [km/h]       | 61.2                     | 65.1                     | 63.3                     | 62.4                     | 61.3                     | 60.7                     | 60.9                     | 59.3                     | 58.8                     |
| Avg. Dist. to Rail [m] | 2.8                      | 0.9                      | 1.0                      | 1.0                      | 1.2                      | 0.8                      | 0.6                      | 0.2                      | 0.9                      |
| Avg. Stride Freq. [Hz] | 2.1                      | 2.4                      | 2.3                      | 2.3                      | 2.3                      | 2.3                      | 2.3                      | 2.3                      | 2.2                      |
| Avg. Stride Length [m] | 5.6                      | 7.5                      | 7.5                      | 7.3                      | 7.2                      | 7.1                      | 7.1                      | 7.0                      | 7.0                      |



- [ ] Ranking at each section and finish
- .-.- No data available at this section
- NA No data available



|                                |                   |
|--------------------------------|-------------------|
| Horse/Jockey Name              | Roman Heir        |
| Final Rank                     | 5                 |
| Fastest Section Time (Section) | 0:08.88 (Overall) |
| Top Speed [km/h] (Section)     | 63.4 (1600m)      |
| Race State                     | Finished          |



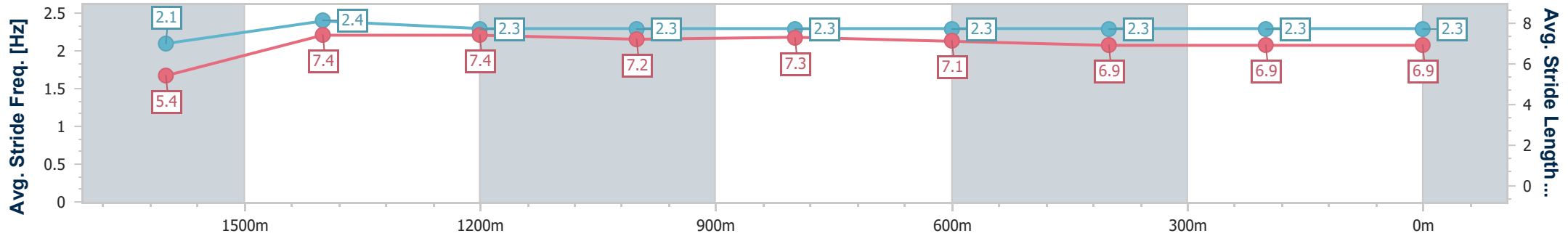
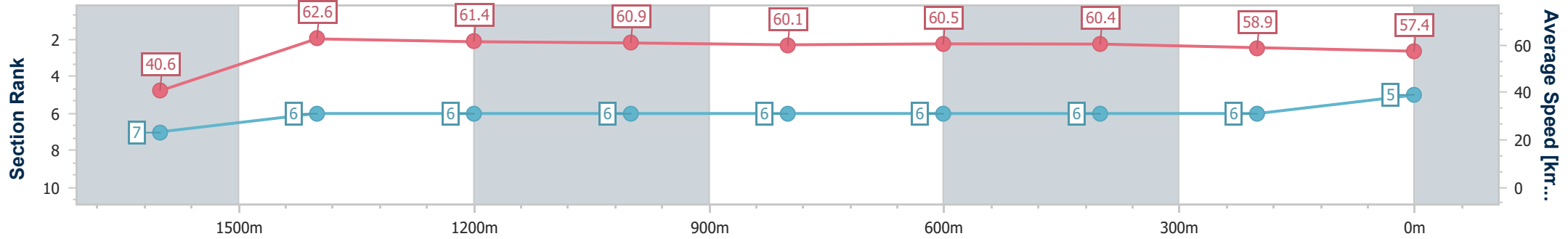
Ipswich QLD Professional  
Race 5: CSI CLUB SERVICES IPSWICH Class 4 Handicap - 1700m



11 August 2023 - 15:05

Track Rating: Good 3, Weather: Fine, Rail Position: +8.0m Entire

| Section                | Overall                  | 1600m                    | 1400m                    | 1200m                    | 1000m                    | 800m                     | 600m                     | 400m                     | 200m                     |
|------------------------|--------------------------|--------------------------|--------------------------|--------------------------|--------------------------|--------------------------|--------------------------|--------------------------|--------------------------|
| Section Times          | 1:44.45 [5]<br>(0:08.88) | 1:35.57 [7]<br>(0:11.48) | 1:24.09 [6]<br>(0:11.68) | 1:12.41 [6]<br>(0:11.82) | 1:00.59 [6]<br>(0:11.99) | 0:48.60 [6]<br>(0:11.86) | 0:36.74 [6]<br>(0:11.92) | 0:24.82 [6]<br>(0:12.27) | 0:12.55 [6]<br>(0:12.55) |
| Average Speed [km/h]   | 40.6                     | 62.6                     | 61.4                     | 60.9                     | 60.1                     | 60.5                     | 60.4                     | 58.9                     | 57.4                     |
| Top Speed [km/h]       | 59.9                     | 63.4                     | 62.9                     | 61.8                     | 61.3                     | 61.0                     | 60.9                     | 59.9                     | 58.8                     |
| Avg. Dist. to Rail [m] | 3.8                      | 1.1                      | 0.9                      | 0.3                      | 0.2                      | 0.3                      | 0.2                      | 1.2                      | 2.8                      |
| Avg. Stride Freq. [Hz] | 2.1                      | 2.4                      | 2.3                      | 2.3                      | 2.3                      | 2.3                      | 2.3                      | 2.3                      | 2.3                      |
| Avg. Stride Length [m] | 5.4                      | 7.4                      | 7.4                      | 7.2                      | 7.3                      | 7.1                      | 6.9                      | 6.9                      | 6.9                      |



- [ ] Ranking at each section and finish
- .-.- No data available at this section
- NA No data available



|                                |                   |
|--------------------------------|-------------------|
| Horse/Jockey Name              | Show Me Your Love |
| Final Rank                     | 6                 |
| Fastest Section Time (Section) | 0:08.87 (Overall) |
| Top Speed [km/h] (Section)     | 64.0 (1600m)      |
| Race State                     | Finished          |



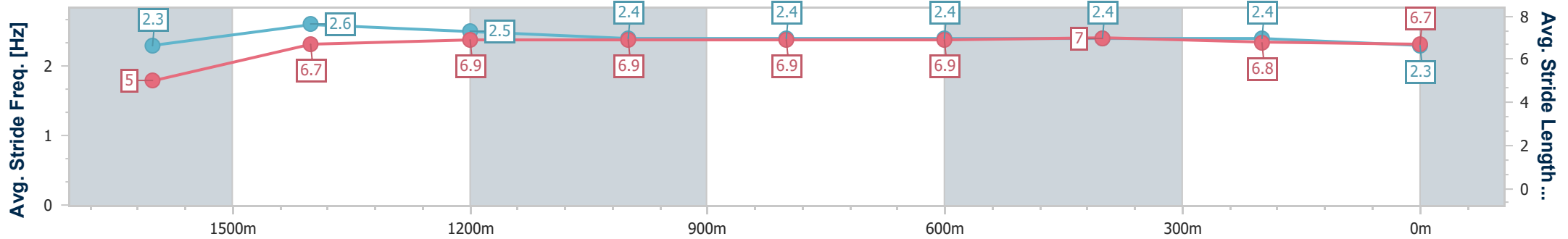
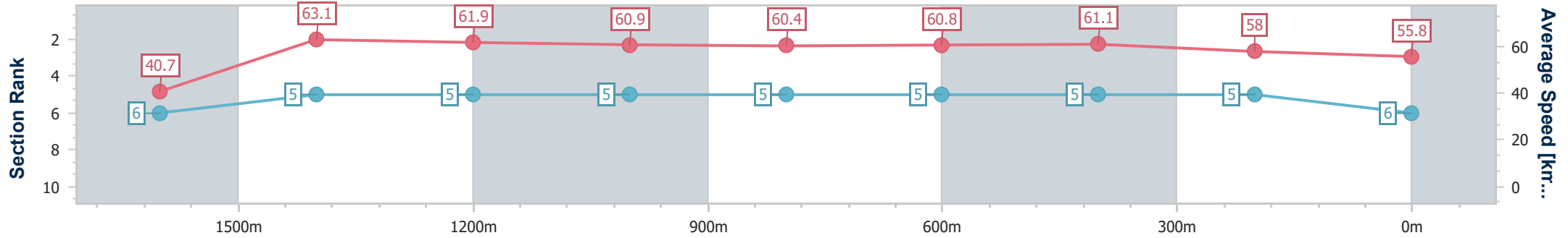
Ipswich QLD Professional  
Race 5: CSI CLUB SERVICES IPSWICH Class 4 Handicap - 1700m



11 August 2023 - 15:05

Track Rating: Good 3, Weather: Fine, Rail Position: +8.0m Entire

| Section                | Overall                  | 1600m                    | 1400m                    | 1200m                    | 1000m                    | 800m                     | 600m                     | 400m                     | 200m                     |  |  |  |  |
|------------------------|--------------------------|--------------------------|--------------------------|--------------------------|--------------------------|--------------------------|--------------------------|--------------------------|--------------------------|--|--|--|--|
| Section Times          | 1:44.64 [6]<br>(0:08.87) | 1:35.77 [6]<br>(0:11.41) | 1:24.36 [5]<br>(0:11.63) | 1:12.73 [5]<br>(0:11.90) | 1:00.83 [5]<br>(0:11.94) | 0:48.89 [5]<br>(0:11.89) | 0:37.00 [5]<br>(0:11.76) | 0:25.24 [5]<br>(0:12.34) | 0:12.90 [5]<br>(0:12.90) |  |  |  |  |
| Average Speed [km/h]   | 40.7                     | 63.1                     | 61.9                     | 60.9                     | 60.4                     | 60.8                     | 61.1                     | 58.0                     | 55.8                     |  |  |  |  |
| Top Speed [km/h]       | 58.9                     | 64.0                     | 63.4                     | 61.4                     | 61.5                     | 61.8                     | 62.3                     | 60.4                     | 58.4                     |  |  |  |  |
| Avg. Dist. to Rail [m] | 5.4                      | 0.7                      | 0.2                      | 1.3                      | 1.4                      | 1.1                      | 1.2                      | 1.5                      | 0.8                      |  |  |  |  |
| Avg. Stride Freq. [Hz] | 2.3                      | 2.6                      | 2.5                      | 2.4                      | 2.4                      | 2.4                      | 2.4                      | 2.4                      | 2.3                      |  |  |  |  |
| Avg. Stride Length [m] | 5.0                      | 6.7                      | 6.9                      | 6.9                      | 6.9                      | 6.9                      | 7.0                      | 6.8                      | 6.7                      |  |  |  |  |



- [ ] Ranking at each section and finish
- .-.- No data available at this section
- NA No data available





|                                |                   |
|--------------------------------|-------------------|
| Horse/Jockey Name              | Kneze             |
| Final Rank                     | 7                 |
| Fastest Section Time (Section) | 0:08.65 (Overall) |
| Top Speed [km/h] (Section)     | 63.2 (1600m)      |
| Race State                     | Finished          |



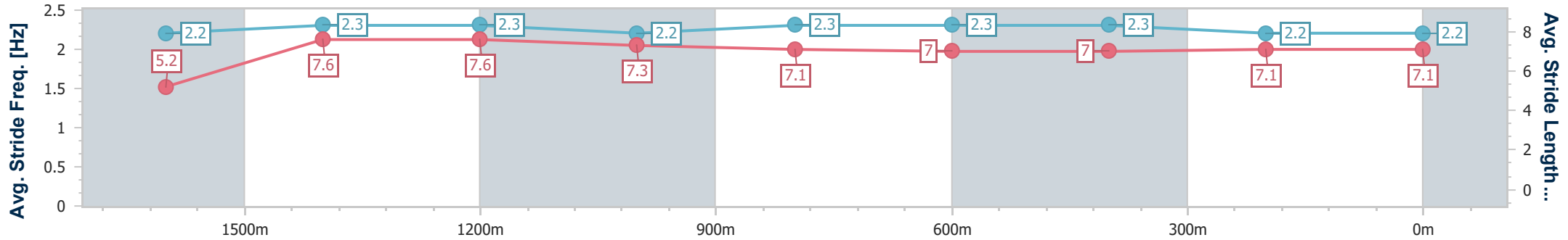
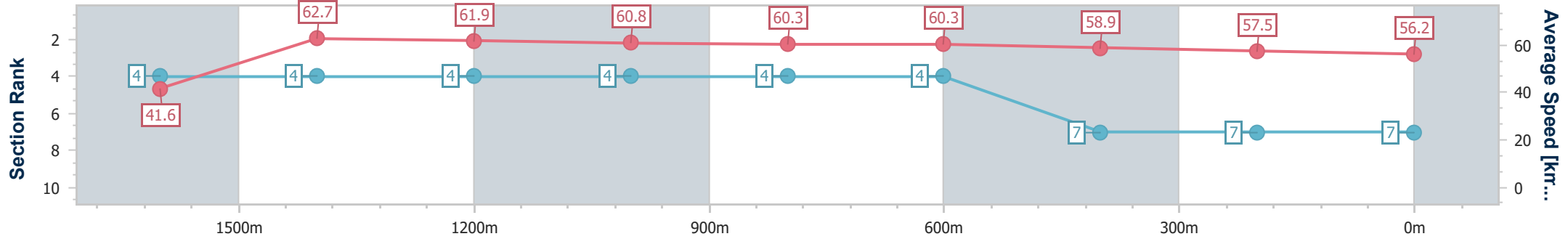
Ipswich QLD Professional  
Race 5: CSI CLUB SERVICES IPSWICH Class 4 Handicap - 1700m



11 August 2023 - 15:05

Track Rating: Good 3, Weather: Fine, Rail Position: +8.0m Entire

| Section                | Overall                  | 1600m                    | 1400m                    | 1200m                    | 1000m                    | 800m                     | 600m                     | 400m                     | 200m                     |
|------------------------|--------------------------|--------------------------|--------------------------|--------------------------|--------------------------|--------------------------|--------------------------|--------------------------|--------------------------|
| Section Times          | 1:44.91 [7]<br>(0:08.65) | 1:36.26 [4]<br>(0:11.49) | 1:24.77 [4]<br>(0:11.60) | 1:13.17 [4]<br>(0:11.84) | 1:01.33 [4]<br>(0:11.94) | 0:49.39 [4]<br>(0:11.94) | 0:37.45 [4]<br>(0:12.18) | 0:25.27 [7]<br>(0:12.46) | 0:12.81 [7]<br>(0:12.81) |
| Average Speed [km/h]   | 41.6                     | 62.7                     | 61.9                     | 60.8                     | 60.3                     | 60.3                     | 58.9                     | 57.5                     | 56.2                     |
| Top Speed [km/h]       | 59.9                     | 63.2                     | 63.0                     | 62.1                     | 60.6                     | 60.7                     | 60.4                     | 57.9                     | 57.6                     |
| Avg. Dist. to Rail [m] | 2.1                      | 0.8                      | 0.5                      | 0.3                      | 0.2                      | 0.2                      | 0.8                      | 0.8                      | 1.3                      |
| Avg. Stride Freq. [Hz] | 2.2                      | 2.3                      | 2.3                      | 2.2                      | 2.3                      | 2.3                      | 2.3                      | 2.2                      | 2.2                      |
| Avg. Stride Length [m] | 5.2                      | 7.6                      | 7.6                      | 7.3                      | 7.1                      | 7.0                      | 7.0                      | 7.1                      | 7.1                      |



- [ ] Ranking at each section and finish
- .-.- No data available at this section
- NA No data available



|                                |                   |
|--------------------------------|-------------------|
| Horse/Jockey Name              | Muwarrad          |
| Final Rank                     | 8                 |
| Fastest Section Time (Section) | 0:09.44 (Overall) |
| Top Speed [km/h] (Section)     | 64.4 (1600m)      |
| Race State                     | Finished          |



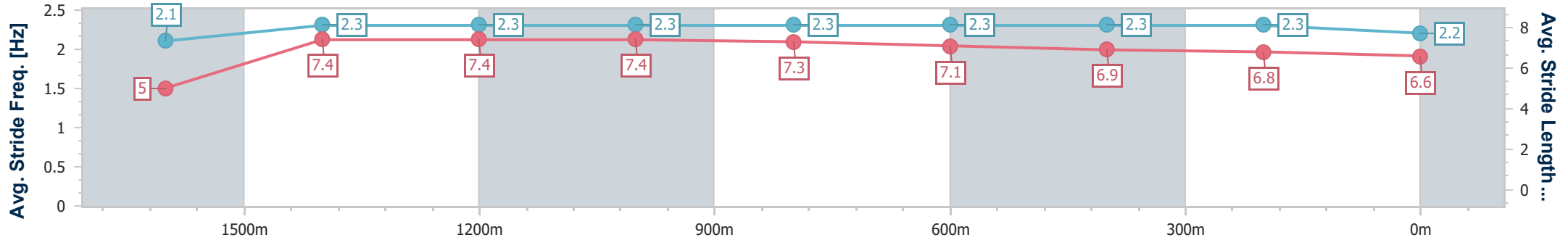
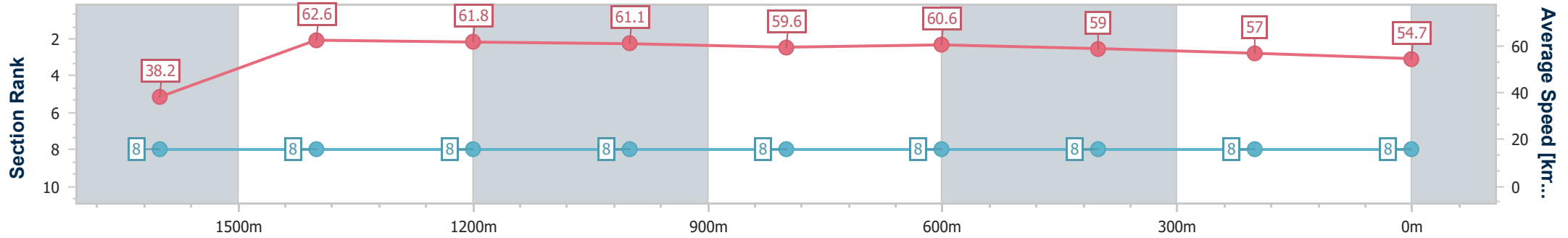
Ipswich QLD Professional  
Race 5: CSI CLUB SERVICES IPSWICH Class 4 Handicap - 1700m



11 August 2023 - 15:05

Track Rating: Good 3, Weather: Fine, Rail Position: +8.0m Entire

| Section                | Overall                  | 1600m                    | 1400m                    | 1200m                    | 1000m                    | 800m                     | 600m                     | 400m                     | 200m                     |
|------------------------|--------------------------|--------------------------|--------------------------|--------------------------|--------------------------|--------------------------|--------------------------|--------------------------|--------------------------|
| Section Times          | 1:46.15 [8]<br>(0:09.44) | 1:36.71 [8]<br>(0:11.50) | 1:25.21 [8]<br>(0:11.62) | 1:13.59 [8]<br>(0:11.75) | 1:01.84 [8]<br>(0:12.06) | 0:49.78 [8]<br>(0:11.86) | 0:37.92 [8]<br>(0:12.17) | 0:25.75 [8]<br>(0:12.59) | 0:13.16 [8]<br>(0:13.16) |
| Average Speed [km/h]   | 38.2                     | 62.6                     | 61.8                     | 61.1                     | 59.6                     | 60.6                     | 59.0                     | 57.0                     | 54.7                     |
| Top Speed [km/h]       | 58.8                     | 64.4                     | 62.6                     | 62.0                     | 61.3                     | 61.0                     | 59.9                     | 57.9                     | 56.8                     |
| Avg. Dist. to Rail [m] | 3.6                      | 0.5                      | 0.7                      | 0.3                      | 0.6                      | 0.7                      | 0.6                      | 0.6                      | 0.4                      |
| Avg. Stride Freq. [Hz] | 2.1                      | 2.3                      | 2.3                      | 2.3                      | 2.3                      | 2.3                      | 2.3                      | 2.3                      | 2.2                      |
| Avg. Stride Length [m] | 5.0                      | 7.4                      | 7.4                      | 7.4                      | 7.3                      | 7.1                      | 6.9                      | 6.8                      | 6.6                      |



- [ ] Ranking at each section and finish
- .-.- No data available at this section
- NA No data available