

Ipswich QLD Professional

Race 4: ALL STATES WIDE LOAD ESCORT BENCHMARK 58 Handicap - 1700m

11 August 2023 - 14:27

Track Rating: Good 3, Weather: Fine, Rail Position: +8.0m Entire

Section		Overall	1600m	1400m	1200m	1000m	800m	600m	Last 600m				
Field Times		1:44.99 (0:08.62)	1:36.37 (0:11.71)	1:24.66 (0:11.98)	1:12.68 (0:12.03)	1:00.65 (0:12.25)	0:48.40 (0:12.31)	0:36.09 (0:11.95)	0:36.09				
Rank	TAB Horse/Jockey	Barrier	Top Speed [km/h]	Fastest Section									Distance Travelled [m]
1	1 SURIN BEACH Andrew Mallyon	10	62.3 600m	0:09.21 Overall	1:44.99 [1] (0:09.21)	1:35.78 [4] (0:11.98)	1:23.80 [5] (0:11.84)	1:11.96 [5] (0:12.03)	0:59.93 [5] (0:12.15)	0:47.78 [5] (0:12.25)	0:35.53 [5] (0:11.72)	0:35.53	
2	9 TEE AMICI Georgina Cartwright	6	63.2 1600m	0:08.62 Overall	1:45.29 [2] (0:08.62)	1:36.67 [1] (0:11.71)	1:24.96 [1] (0:11.98)	1:12.98 [1] (0:12.03)	1:00.95 [1] (0:12.25)	0:48.70 [1] (0:12.31)	0:36.39 [1] (0:11.97)	0:36.39	-6
3	6 DUBAI DEE Samantha Collett	4	61.3 1600m	0:08.68 Overall	1:45.36 [3] (0:08.68)	1:36.68 [2] (0:11.95)	1:24.73 [2] (0:11.85)	1:12.88 [2] (0:11.99)	1:00.89 [2] (0:12.22)	0:48.67 [2] (0:12.26)	0:36.41 [2] (0:11.90)	0:36.41	-3
4	3 HURI BLACK Les Tilley	2	62.6 1600m	0:09.11 Overall	1:45.37 [4] (0:09.11)	1:36.26 [3] (0:11.79)	1:24.47 [4] (0:11.88)	1:12.59 [4] (0:12.00)	1:00.59 [4] (0:12.19)	0:48.40 [4] (0:12.17)	0:36.23 [3] (0:11.77)	0:36.23	+0
5	8 ANGELS SHARE James Orman	5	63.4 1600m	0:09.28 Overall	1:45.52 [5] (0:09.28)	1:36.24 [5] (0:11.61)	1:24.63 [3] (0:11.74)	1:12.89 [3] (0:11.99)	1:00.90 [3] (0:12.25)	0:48.65 [3] (0:12.31)	0:36.34 [4] (0:11.99)	0:36.34	-5
6	10 CHAYSE 'N' STORMS Sean Cormack	1	62.9 1400m	0:09.36 Overall	1:46.13 [6] (0:09.36)	1:36.77 [6] (0:12.01)	1:24.76 [6] (0:11.82)	1:12.94 [6] (0:12.02)	1:00.92 [6] (0:12.20)	0:48.72 [6] (0:12.25)	0:36.47 [6] (0:11.97)	0:36.47	-5
7	11 DUN WALKIN' Mark Du Plessis	11	62.0 1400m	0:09.39 Overall	1:46.24 [7] (0:09.39)	1:36.85 [7] (0:12.07)	1:24.78 [7] (0:11.84)	1:12.94 [7] (0:11.99)	1:00.95 [7] (0:12.17)	0:48.78 [7] (0:12.27)	0:36.51 [7] (0:12.00)	0:36.51	-1

Scratched: Roman Heir (#2), Bring The Boom (#4), Daring Diego (#5), Mr Eighty Eight (#7)

Ipswich QLD Professional

Race 4: ALL STATES WIDE LOAD ESCORT BENCHMARK 58 Handicap - 1700m

11 August 2023 - 14:27

Track Rating: Good 3, Weather: Fine, Rail Position: +8.0m Entire

Section				400m	200m			Last 600m		
Field Times				0:24.14 (0:12.04)	0:12.10 (0:12.10)			0:36.09		
Rank	TAB	Horse/Jockey	Barrier	Top Speed [km/h]	Fastest Section	Margin				Distance Travelled [m]
1	1	SURIN BEACH Andrew Mallyon	10	62.3 600m	0:09.21 Overall	0:23.81 [5] (0:11.82)	0:11.99 [4] (0:11.99)	1:44.99	0:35.53	
2	9	TEE AMICI Georgina Cartwright	6	63.2 1600m	0:08.62 Overall	0:24.42 [2] (0:12.05)	0:12.37 [3] (0:12.37)	1.8L	0:36.39	-6
3	6	DUBAI DEE Samantha Collett	4	61.3 1600m	0:08.68 Overall	0:24.51 [1] (0:12.04)	0:12.47 [2] (0:12.47)	2.1L	0:36.41	-3
4	3	HURI BLACK Les Tilley	2	62.6 1600m	0:09.11 Overall	0:24.46 [3] (0:11.98)	0:12.48 [1] (0:12.48)	2.2L	0:36.23	+0
5	8	ANGELS SHARE James Orman	5	63.4 1600m	0:09.28 Overall	0:24.35 [4] (0:12.08)	0:12.27 [5] (0:12.27)	3L	0:36.34	-5
6	10	CHAYSE 'N' STORMS Sean Cormack	1	62.9 1400m	0:09.36 Overall	0:24.50 [6] (0:12.11)	0:12.39 [6] (0:12.39)	6.5L	0:36.47	-5
7	11	DUN WALKIN' Mark Du Plessis	11	62.0 1400m	0:09.39 Overall	0:24.51 [7] (0:12.44)	0:12.07 [7] (0:12.07)	7L	0:36.51	-1

Scratched: Roman Heir (#2), Bring The Boom (#4), Daring Diego (#5), Mr Eighty Eight (#7)



Horse/Jockey Name	Surin Beach
Final Rank	1
Fastest Section Time (Section)	0:09.21 (Overall)
Top Speed [km/h] (Section)	62.3 (600m)
Race State	Finished



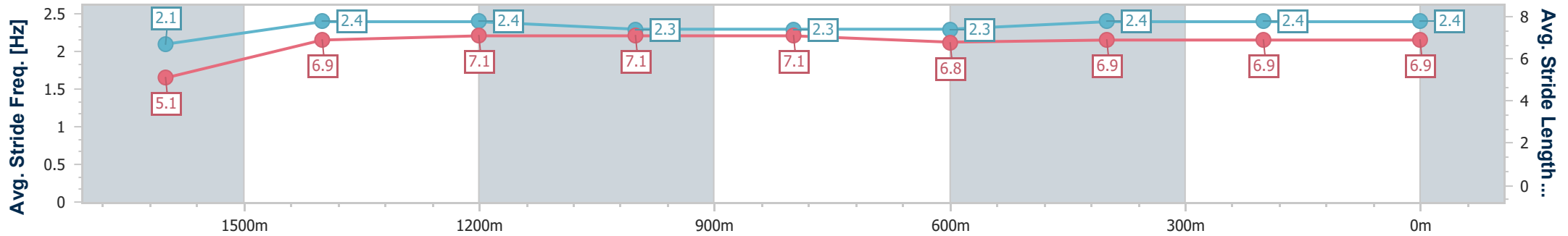
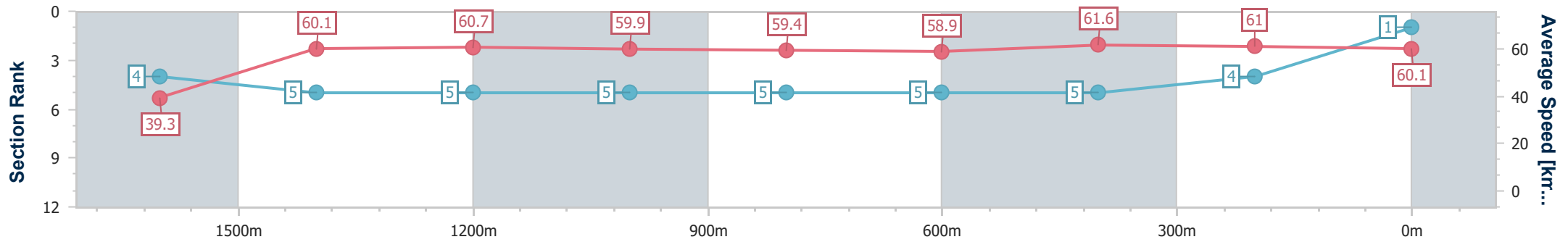
Ipswich QLD Professional
Race 4: ALL STATES WIDE LOAD ESCORT BENCHMARK 58
Handicap - 1700m



11 August 2023 - 14:27

Track Rating: Good 3, Weather: Fine, Rail Position: +8.0m Entire

Section	Overall	1600m	1400m	1200m	1000m	800m	600m	400m	200m				
Section Times	1:44.99 [1] (0:09.21)	1:35.78 [4] (0:11.98)	1:23.80 [5] (0:11.84)	1:11.96 [5] (0:12.03)	0:59.93 [5] (0:12.15)	0:47.78 [5] (0:12.25)	0:35.53 [5] (0:11.72)	0:23.81 [5] (0:11.82)	0:11.99 [4] (0:11.99)				
Average Speed [km/h]	39.3	60.1	60.7	59.9	59.4	58.9	61.6	61.0	60.1				
Top Speed [km/h]	57.2	61.2	61.5	61.0	59.9	61.2	62.3	61.4	61.0				
Avg. Dist. to Rail [m]	5.3	0.8	0.4	0.7	0.8	0.5	0.8	1.2	3.0				
Avg. Stride Freq. [Hz]	2.1	2.4	2.4	2.3	2.3	2.3	2.4	2.4	2.4				
Avg. Stride Length [m]	5.1	6.9	7.1	7.1	7.1	6.8	6.9	6.9	6.9				



- [] Ranking at each section and finish
- .-.- No data available at this section
- NA No data available



Horse/Jockey Name	Tee Amici
Final Rank	2
Fastest Section Time (Section)	0:08.62 (Overall)
Top Speed [km/h] (Section)	63.2 (1600m)
Race State	Finished



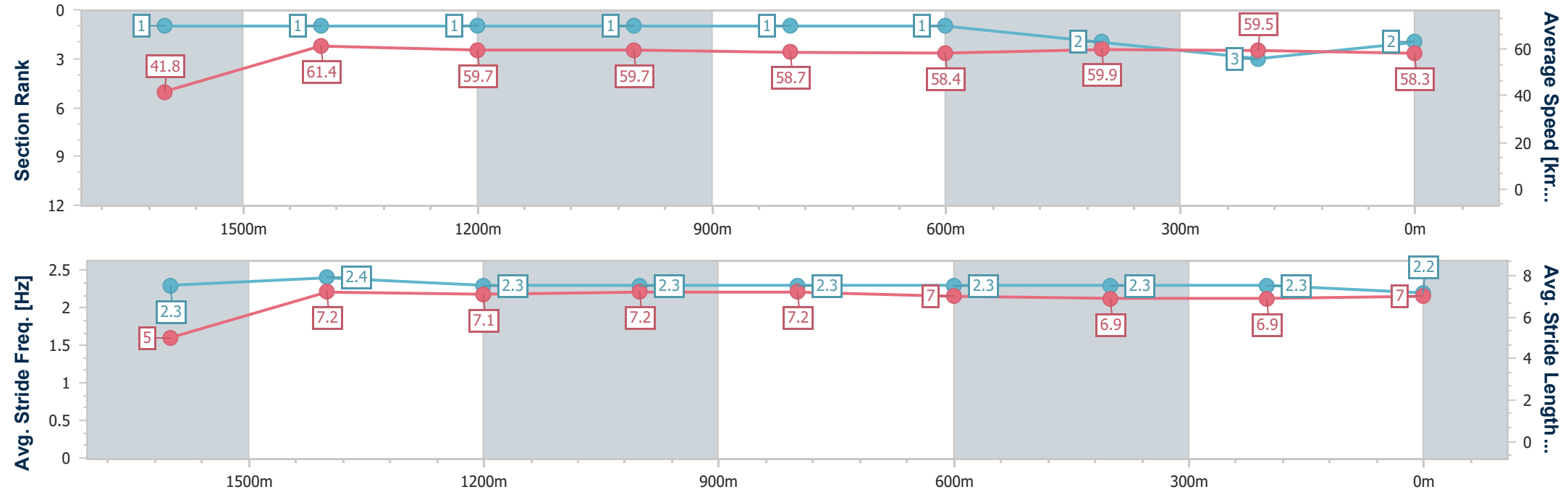
Ipswich QLD Professional
 Race 4: ALL STATES WIDE LOAD ESCORT BENCHMARK 58
 Handicap - 1700m



11 August 2023 - 14:27

Track Rating: Good 3, Weather: Fine, Rail Position: +8.0m Entire

Section	Overall	1600m	1400m	1200m	1000m	800m	600m	400m	200m
Section Times	1:45.29 [2] (0:08.62)	1:36.67 [1] (0:11.71)	1:24.96 [1] (0:11.98)	1:12.98 [1] (0:12.03)	1:00.95 [1] (0:12.25)	0:48.70 [1] (0:12.31)	0:36.39 [1] (0:11.97)	0:24.42 [2] (0:12.05)	0:12.37 [3] (0:12.37)
Average Speed [km/h]	41.8	61.4	59.7	59.7	58.7	58.4	59.9	59.5	58.3
Top Speed [km/h]	61.4	63.2	60.8	60.7	59.4	59.4	60.6	59.8	59.6
Avg. Dist. to Rail [m]	5.1	1.4	1.6	0.9	0.4	0.3	0.6	1.2	0.7
Avg. Stride Freq. [Hz]	2.3	2.4	2.3	2.3	2.3	2.3	2.3	2.3	2.2
Avg. Stride Length [m]	5.0	7.2	7.1	7.2	7.2	7.0	6.9	6.9	7.0



- [] Ranking at each section and finish
- .-.- No data available at this section
- NA No data available



Horse/Jockey Name	Dubai Dee
Final Rank	3
Fastest Section Time (Section)	0:08.68 (Overall)
Top Speed [km/h] (Section)	61.3 (1600m)
Race State	Finished

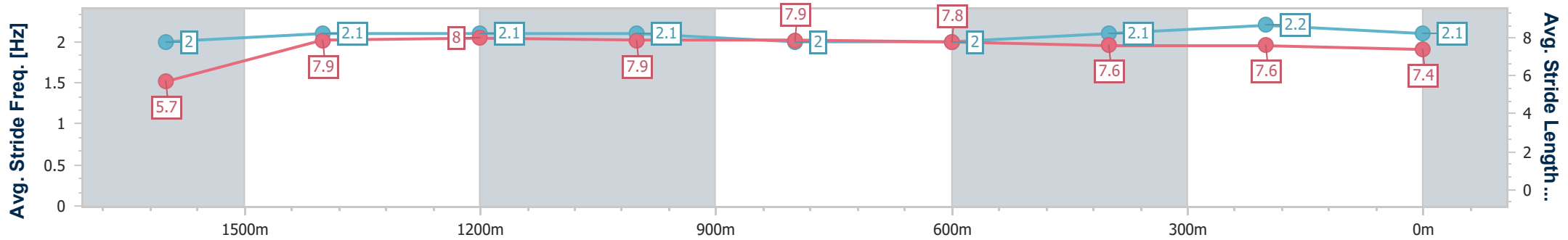
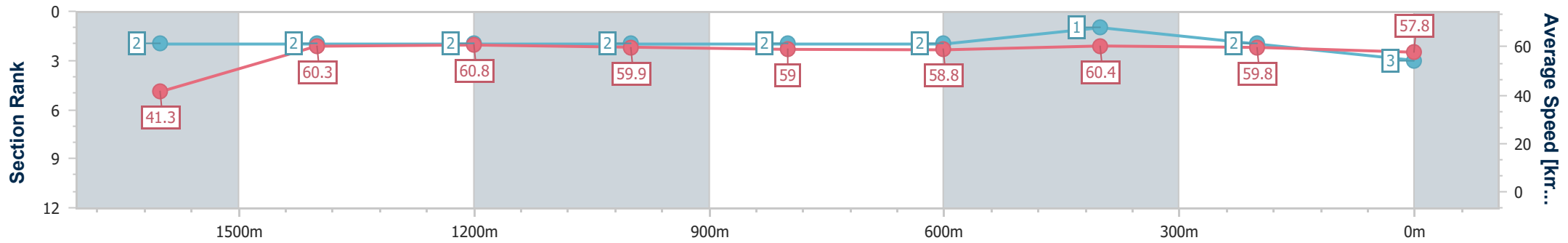


Ipswich QLD Professional
 Race 4: ALL STATES WIDE LOAD ESCORT BENCHMARK 58
 Handicap - 1700m
 11 August 2023 - 14:27



Track Rating: Good 3, Weather: Fine, Rail Position: +8.0m Entire

Section	Overall	1600m	1400m	1200m	1000m	800m	600m	400m	200m
Section Times	1:45.36 [3] (0:08.68)	1:36.68 [2] (0:11.95)	1:24.73 [2] (0:11.85)	1:12.88 [2] (0:11.99)	1:00.89 [2] (0:12.22)	0:48.67 [2] (0:12.26)	0:36.41 [2] (0:11.90)	0:24.51 [1] (0:12.04)	0:12.47 [2] (0:12.47)
Average Speed [km/h]	41.3	60.3	60.8	59.9	59.0	58.8	60.4	59.8	57.8
Top Speed [km/h]	58.3	61.3	61.2	60.7	59.5	60.2	60.8	60.2	59.3
Avg. Dist. to Rail [m]	3.9	0.6	0.6	0.2	0.2	0.2	0.2	0.4	0.7
Avg. Stride Freq. [Hz]	2.0	2.1	2.1	2.1	2.0	2.0	2.1	2.2	2.1
Avg. Stride Length [m]	5.7	7.9	8.0	7.9	7.9	7.8	7.6	7.6	7.4



- [] Ranking at each section and finish
- .-.- No data available at this section
- NA No data available



Horse/Jockey Name	Huri Black
Final Rank	4
Fastest Section Time (Section)	0:09.11 (Overall)
Top Speed [km/h] (Section)	62.6 (1600m)
Race State	Finished



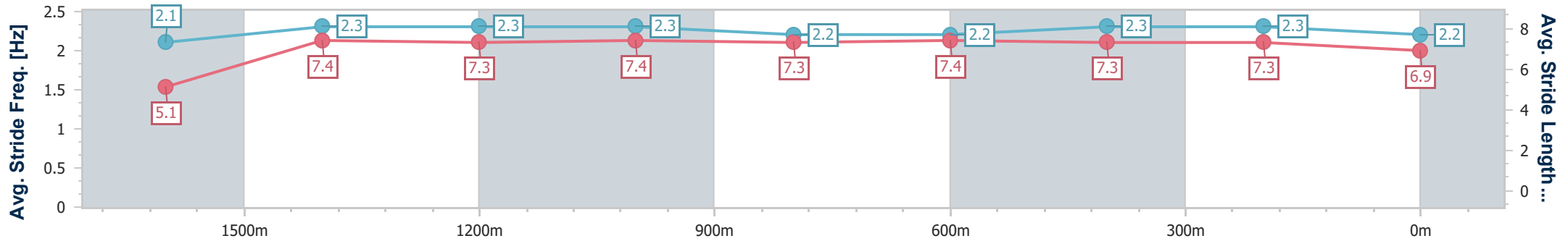
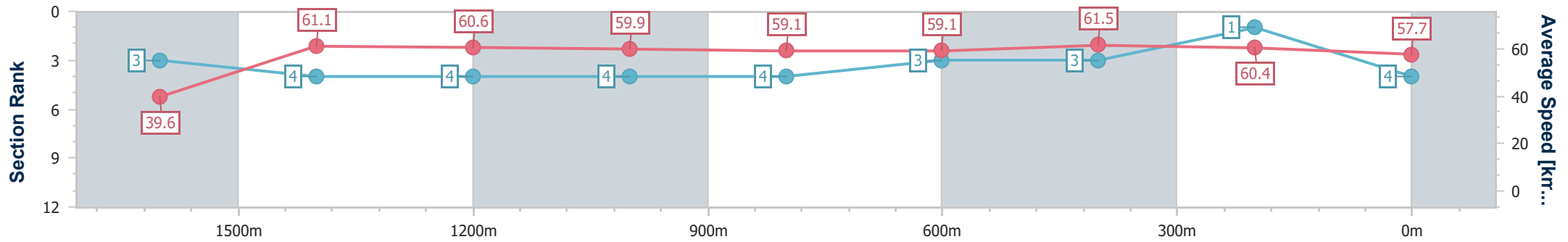
Ipswich QLD Professional
 Race 4: ALL STATES WIDE LOAD ESCORT BENCHMARK 58
 Handicap - 1700m



11 August 2023 - 14:27

Track Rating: Good 3, Weather: Fine, Rail Position: +8.0m Entire

Section	Overall	1600m	1400m	1200m	1000m	800m	600m	400m	200m
Section Times	1:45.37 [4] (0:09.11)	1:36.26 [3] (0:11.79)	1:24.47 [4] (0:11.88)	1:12.59 [4] (0:12.00)	1:00.59 [4] (0:12.19)	0:48.40 [4] (0:12.17)	0:36.23 [3] (0:11.77)	0:24.46 [3] (0:11.98)	0:12.48 [1] (0:12.48)
Average Speed [km/h]	39.6	61.1	60.6	59.9	59.1	59.1	61.5	60.4	57.7
Top Speed [km/h]	58.9	62.6	61.8	61.3	60.0	61.2	62.1	62.2	59.4
Avg. Dist. to Rail [m]	5.3	1.1	0.7	0.4	0.2	0.2	1.2	1.8	2.2
Avg. Stride Freq. [Hz]	2.1	2.3	2.3	2.3	2.2	2.2	2.3	2.3	2.2
Avg. Stride Length [m]	5.1	7.4	7.3	7.4	7.3	7.4	7.3	7.3	6.9



- [] Ranking at each section and finish
- .-.- No data available at this section
- NA No data available



Horse/Jockey Name	Angels Share
Final Rank	5
Fastest Section Time (Section)	0:09.28 (Overall)
Top Speed [km/h] (Section)	63.4 (1600m)
Race State	Finished



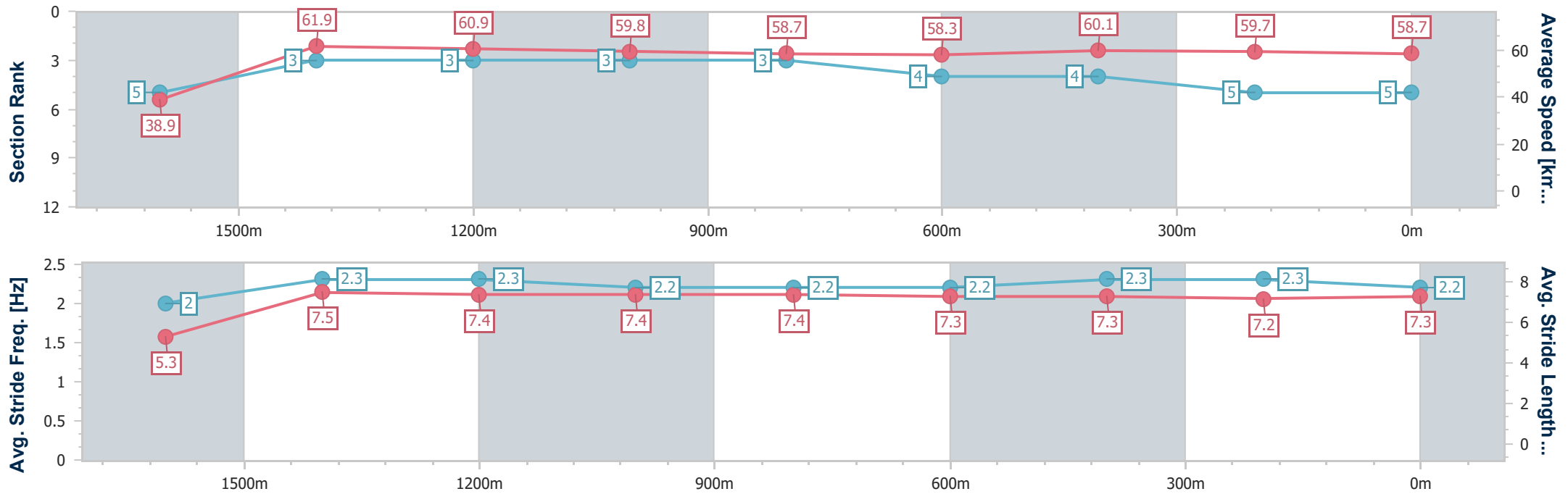
Ipswich QLD Professional
 Race 4: ALL STATES WIDE LOAD ESCORT BENCHMARK 58
 Handicap - 1700m



11 August 2023 - 14:27

Track Rating: Good 3, Weather: Fine, Rail Position: +8.0m Entire

Section	Overall	1600m	1400m	1200m	1000m	800m	600m	400m	200m
Section Times	1:45.52 [5] (0:09.28)	1:36.24 [5] (0:11.61)	1:24.63 [3] (0:11.74)	1:12.89 [3] (0:11.99)	1:00.90 [3] (0:12.25)	0:48.65 [3] (0:12.31)	0:36.34 [4] (0:11.99)	0:24.35 [4] (0:12.08)	0:12.27 [5] (0:12.27)
Average Speed [km/h]	38.9	61.9	60.9	59.8	58.7	58.3	60.1	59.7	58.7
Top Speed [km/h]	59.1	63.4	61.8	61.2	59.3	60.0	60.7	60.8	59.1
Avg. Dist. to Rail [m]	4.1	1.2	1.7	0.9	0.4	0.5	0.3	0.4	1.7
Avg. Stride Freq. [Hz]	2.0	2.3	2.3	2.2	2.2	2.2	2.3	2.3	2.2
Avg. Stride Length [m]	5.3	7.5	7.4	7.4	7.4	7.3	7.3	7.2	7.3



- [] Ranking at each section and finish
- .-.- No data available at this section
- NA No data available



Horse/Jockey Name	Chayse 'N' Storms
Final Rank	6
Fastest Section Time (Section)	0:09.36 (Overall)
Top Speed [km/h] (Section)	62.9 (1400m)
Race State	Finished



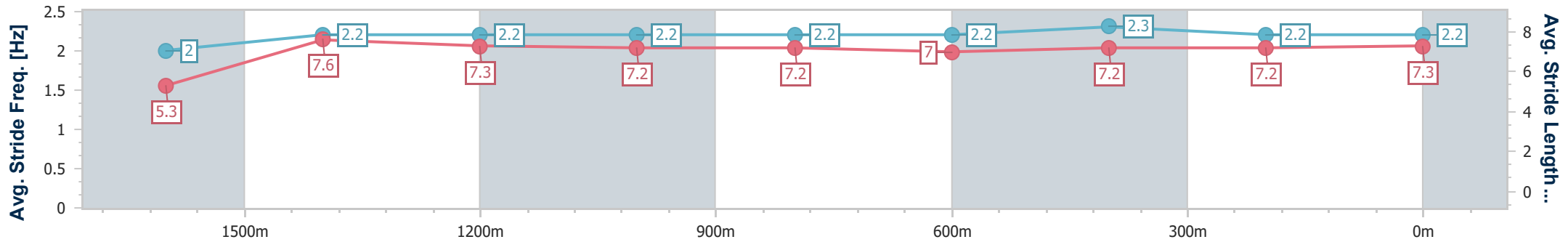
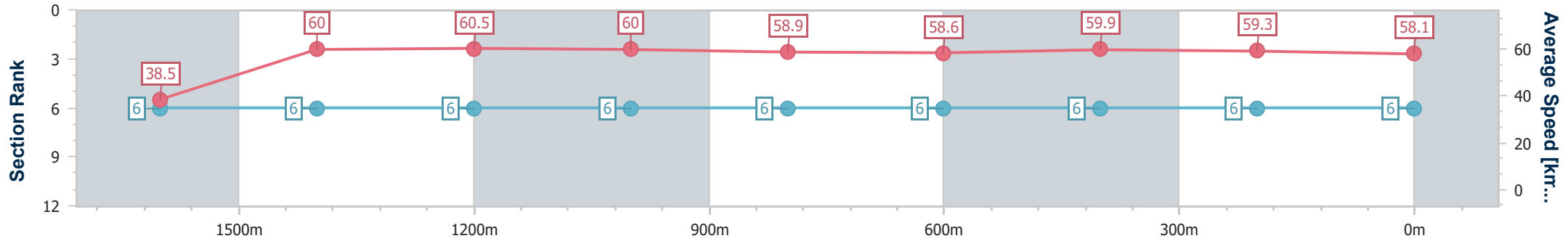
Ipswich QLD Professional
 Race 4: ALL STATES WIDE LOAD ESCORT BENCHMARK 58
 Handicap - 1700m



11 August 2023 - 14:27

Track Rating: Good 3, Weather: Fine, Rail Position: +8.0m Entire

Section	Overall	1600m	1400m	1200m	1000m	800m	600m	400m	200m
Section Times	1:46.13 [6] (0:09.36)	1:36.77 [6] (0:12.01)	1:24.76 [6] (0:11.82)	1:12.94 [6] (0:12.02)	1:00.92 [6] (0:12.20)	0:48.72 [6] (0:12.25)	0:36.47 [6] (0:11.97)	0:24.50 [6] (0:12.11)	0:12.39 [6] (0:12.39)
Average Speed [km/h]	38.5	60.0	60.5	60.0	58.9	58.6	59.9	59.3	58.1
Top Speed [km/h]	57.1	62.7	62.9	60.8	59.2	59.3	60.7	59.7	59.3
Avg. Dist. to Rail [m]	1.5	1.2	0.9	0.3	0.2	0.7	0.8	0.6	1.9
Avg. Stride Freq. [Hz]	2.0	2.2	2.2	2.2	2.2	2.2	2.3	2.2	2.2
Avg. Stride Length [m]	5.3	7.6	7.3	7.2	7.2	7.0	7.2	7.2	7.3



- [] Ranking at each section and finish
- .-.- No data available at this section
- NA No data available



Horse/Jockey Name	Dun Walkin'
Final Rank	7
Fastest Section Time (Section)	0:09.39 (Overall)
Top Speed [km/h] (Section)	62.0 (1400m)
Race State	Finished



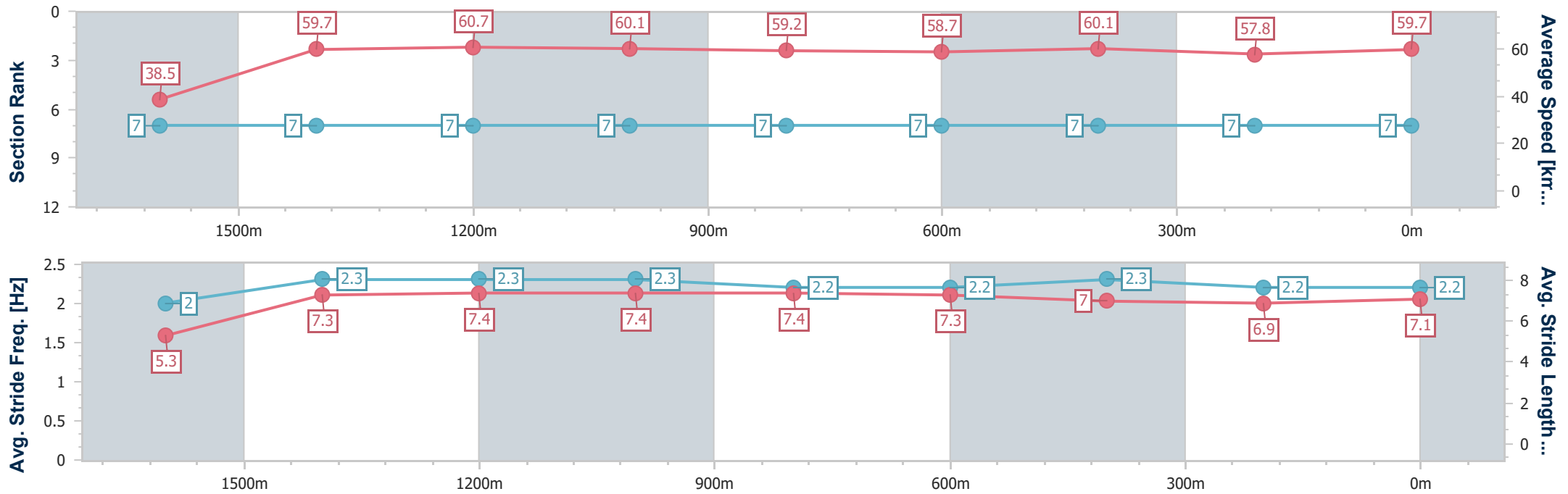
Ipswich QLD Professional
 Race 4: ALL STATES WIDE LOAD ESCORT BENCHMARK 58
 Handicap - 1700m



11 August 2023 - 14:27

Track Rating: Good 3, Weather: Fine, Rail Position: +8.0m Entire

Section	Overall	1600m	1400m	1200m	1000m	800m	600m	400m	200m
Section Times	1:46.24 [7] (0:09.39)	1:36.85 [7] (0:12.07)	1:24.78 [7] (0:11.84)	1:12.94 [7] (0:11.99)	1:00.95 [7] (0:12.17)	0:48.78 [7] (0:12.27)	0:36.51 [7] (0:12.00)	0:24.51 [7] (0:12.44)	0:12.07 [7] (0:12.07)
Average Speed [km/h]	38.5	59.7	60.7	60.1	59.2	58.7	60.1	57.8	59.7
Top Speed [km/h]	55.1	61.8	62.0	61.4	59.8	59.4	61.0	59.1	60.3
Avg. Dist. to Rail [m]	7.0	1.0	0.5	0.6	0.7	0.3	0.5	0.3	0.6
Avg. Stride Freq. [Hz]	2.0	2.3	2.3	2.3	2.2	2.2	2.3	2.2	2.2
Avg. Stride Length [m]	5.3	7.3	7.4	7.4	7.4	7.3	7.0	6.9	7.1



- [] Ranking at each section and finish
- .-.- No data available at this section
- NA No data available