



Toowoomba QLD Professional

Race 3: BARRIER REEF POOLS Class 3 Handicap - 1625m

05 August 2023 - 18:20



Track Rating: Good 4, Weather: Fine, Rail Position: +3m Entire

Section	Overall	1400m	1200m	1000m	800m	600m	400m	Last 600m						
Field Times	1:39.51 (0:15.11)	1:24.40 (0:11.01)	1:13.39 (0:11.77)	1:01.62 (0:12.39)	0:49.23 (0:12.28)	0:36.95 (0:12.38)	0:24.57 (0:12.27)	0:36.95						
Rank	TAB	Horse/Jockey	Barrier	Top Speed [km/h]	Fastest Section								Distance Travelled [m]	
1	3	TOP BOY Alisha Donald	7	67.4	0:11.25	1:39.51 [1] (0:15.80)	1:23.71 [5] (0:11.25)	1:12.46 [6] (0:11.70)	1:00.76 [5] (0:12.14)	0:48.62 [4] (0:11.96)	0:36.66 [3] (0:12.23)	0:24.43 [3] (0:12.13)	0:36.66	
2	10	IRONSIDE Nozi Tomizawa	10	66.1	0:11.32	1:39.63 [2] (0:16.33)	1:23.30 [9] (0:11.32)	1:11.98 [9] (0:11.74)	1:00.24 [8] (0:12.19)	0:48.05 [8] (0:11.87)	0:36.18 [7] (0:11.76)	0:24.42 [4] (0:12.12)	0:36.18	+2
3	5	BRINGME Karl Zechner	5	66.5	0:11.13	1:39.77 [3] (0:15.45)	1:24.32 [3] (0:11.13)	1:13.19 [3] (0:11.77)	1:01.42 [3] (0:12.30)	0:49.12 [3] (0:12.03)	0:37.09 [2] (0:12.28)	0:24.81 [2] (0:12.31)	0:37.09	-5
4	6	LANSBROOK Chris Taylor	1	69.8	0:11.01	1:40.03 [4] (0:15.11)	1:24.92 [1] (0:11.01)	1:13.91 [1] (0:11.77)	1:02.14 [1] (0:12.39)	0:49.75 [1] (0:12.28)	0:37.47 [1] (0:12.38)	0:25.09 [1] (0:12.46)	0:37.47	-9
5	4	PENNYWORTH Sariah Champkin	8	67.9	0:11.09	1:40.65 [5] (0:15.84)	1:24.81 [7] (0:11.09)	1:13.72 [4] (0:11.68)	1:02.04 [4] (0:12.28)	0:49.76 [5] (0:12.07)	0:37.69 [5] (0:12.29)	0:25.40 [5] (0:12.67)	0:37.69	+2
6	1	JAKKALBERRY FINN Shannon Apthorpe	4	66.7	0:11.36	1:40.88 [6] (0:15.99)	1:24.89 [8] (0:11.36)	1:13.53 [7] (0:11.86)	1:01.67 [7] (0:12.12)	0:49.55 [6] (0:12.07)	0:37.48 [6] (0:12.20)	0:25.28 [6] (0:12.35)	0:37.48	-7
7	9	MY MOSES Olivia Webb	9	67.3	0:11.61	1:42.13 [7] (0:15.83)	1:26.30 [6] (0:11.61)	1:14.69 [8] (0:11.69)	1:03.00 [6] (0:12.45)	0:50.55 [7] (0:12.20)	0:38.35 [8] (0:12.43)	0:25.92 [8] (0:12.93)	0:38.35	-2
8	8	XINGYUN Cecily Eaton	6	69.1	0:11.14	1:42.30 [8] (0:15.17)	1:27.13 [2] (0:11.14)	1:15.99 [2] (0:11.81)	1:04.18 [2] (0:12.38)	0:51.80 [2] (0:12.36)	0:39.44 [4] (0:12.83)	0:26.61 [7] (0:13.08)	0:39.44	-3

Did Not Finish: Capitan De Seda (#2)

Scratched: Amber One (#7)

[] Ranking at each section and finish
 -:-:- No data available at this section
 NA No data available

SCN Saddle cloth number
 DNF Did not finish
 DNT Did not track



Toowoomba QLD Professional

Race 3: BARRIER REEF POOLS Class 3 Handicap - 1625m

05 August 2023 - 18:20



Track Rating: Good 4, Weather: Fine, Rail Position: +3m Entire

Section				200m				Last 600m	
Field Times				0:12.30 (0:12.30)				0:36.95	
Rank	TAB	Horse/Jockey	Barrier	Top Speed [km/h]	Fastest Section	Margin			Distance Travelled [m]
1	3	TOP BOY Alisha Donald	7	67.4 Overall	0:11.25 1400m	0:12.30 [1] (0:12.30)	1:39.51		0:36.66
2	10	IRONSIDE Nozi Tomizawa	10	66.1 Overall	0:11.32 1400m	0:12.30 [3] (0:12.30)	0.5L		0:36.18 +2
3	5	BRINGME Karl Zechner	5	66.5 Overall	0:11.13 1400m	0:12.50 [2] (0:12.50)	1.3L		0:37.09 -5
4	6	LANSBROOK Chris Taylor	1	69.8 Overall	0:11.01 1400m	0:12.63 [4] (0:12.63)	2.8L		0:37.47 -9
5	4	PENNYWORTH Sariah Champkin	8	67.9 1400m	0:11.09 1400m	0:12.73 [5] (0:12.73)	6.3L		0:37.69 +2
6	1	JAKKALBERRY FINN Shannon Apthorpe	4	66.7 Overall	0:11.36 1400m	0:12.93 [6] (0:12.93)	7.6L		0:37.48 -7
7	9	MY MOSES Olivia Webb	9	67.3 Overall	0:11.61 1400m	0:12.99 [8] (0:12.99)	14.9L		0:38.35 -2
8	8	XINGYUN Cecily Eaton	6	69.1 Overall	0:11.14 1400m	0:13.53 [7] (0:13.53)	15.9L		0:39.44 -3

Did Not Finish: Capitan De Seda (#2)

Scratched: Amber One (#7)

[] Ranking at each section and finish
 -:-:- No data available at this section
 NA No data available

SCN Saddle cloth number
 DNF Did not finish
 DNT Did not track



Horse/Jockey Name	Top Boy
Final Rank	1
Fastest Section Time (Section)	0:11.25 (1400m)
Top Speed [km/h] (Section)	67.4 (Overall)
Race State	Finished



Toowoomba QLD Professional

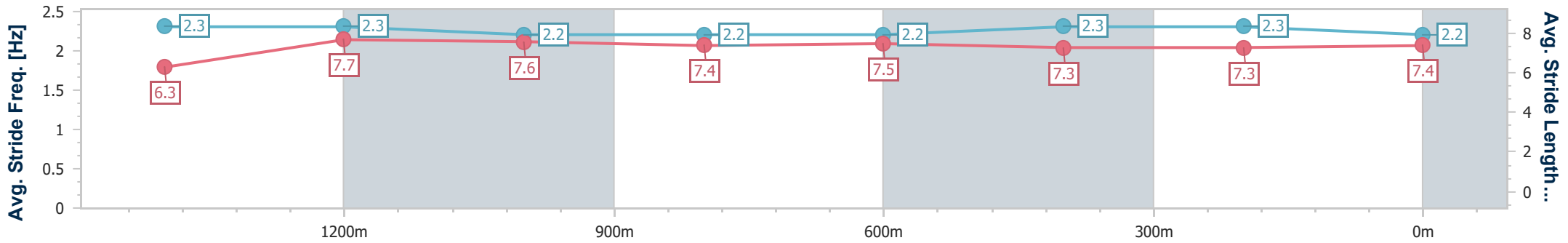
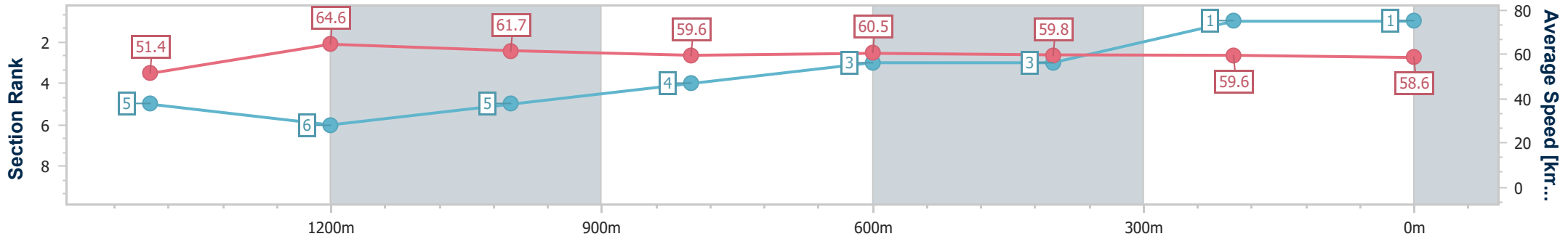
Race 3: BARRIER REEF POOLS Class 3 Handicap - 1625m

05 August 2023 - 18:20



Track Rating: Good 4, Weather: Fine, Rail Position: +3m Entire

Section	Overall	1400m	1200m	1000m	800m	600m	400m	200m
Section Times	1:39.51 [1] (0:15.80)	1:23.71 [5] (0:11.25)	1:12.46 [6] (0:11.70)	1:00.76 [5] (0:12.14)	0:48.62 [4] (0:11.96)	0:36.66 [3] (0:12.23)	0:24.43 [3] (0:12.13)	0:12.30 [1] (0:12.30)
Average Speed [km/h]	51.4	64.6	61.7	59.6	60.5	59.8	59.6	58.6
Top Speed [km/h]	67.4	65.8	63.4	60.2	61.8	60.4	60.5	59.1
Avg. Dist. to Rail [m]	3.5	1.2	2.1	1.7	1.9	2.8	1.7	2.3
Avg. Stride Freq. [Hz]	2.3	2.3	2.2	2.2	2.2	2.3	2.3	2.2
Avg. Stride Length [m]	6.3	7.7	7.6	7.4	7.5	7.3	7.3	7.4



- [] Ranking at each section and finish
- .-.- No data available at this section
- NA No data available



Horse/Jockey Name	Ironside
Final Rank	2
Fastest Section Time (Section)	0:11.32 (1400m)
Top Speed [km/h] (Section)	66.1 (Overall)
Race State	Finished



Toowoomba QLD Professional

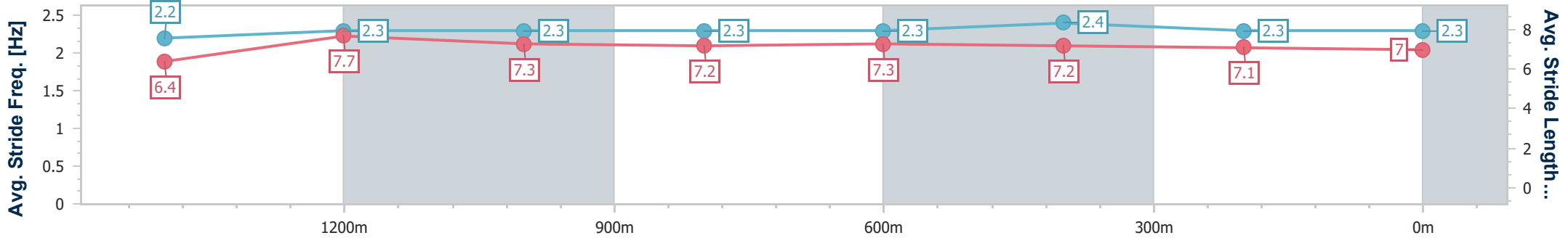
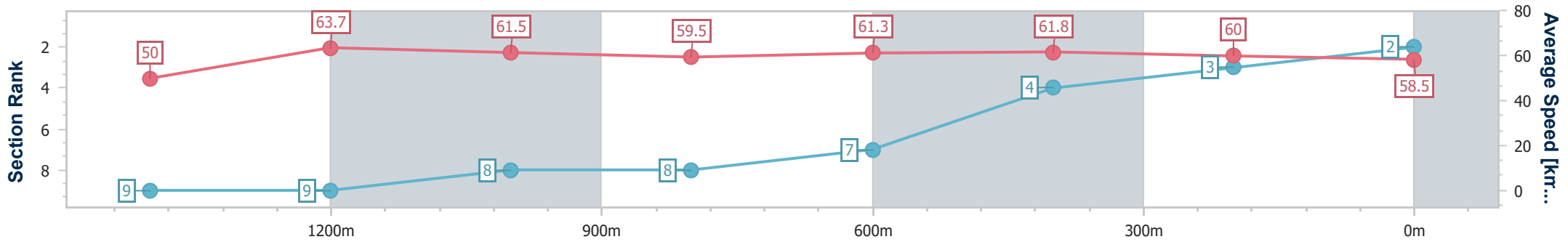
Race 3: BARRIER REEF POOLS Class 3 Handicap - 1625m

05 August 2023 - 18:20



Track Rating: Good 4, Weather: Fine, Rail Position: +3m Entire

Section	Overall	1400m	1200m	1000m	800m	600m	400m	200m
Section Times	1:39.63 [2] (0:16.33)	1:23.30 [9] (0:11.32)	1:11.98 [9] (0:11.74)	1:00.24 [8] (0:12.19)	0:48.05 [8] (0:11.87)	0:36.18 [7] (0:11.76)	0:24.42 [4] (0:12.12)	0:12.30 [3] (0:12.30)
Average Speed [km/h]	50.0	63.7	61.5	59.5	61.3	61.8	60.0	58.5
Top Speed [km/h]	66.1	65.3	64.0	60.6	62.9	63.3	60.4	59.7
Avg. Dist. to Rail [m]	5.2	0.8	1.3	2.0	3.3	1.9	3.3	4.2
Avg. Stride Freq. [Hz]	2.2	2.3	2.3	2.3	2.3	2.4	2.3	2.3
Avg. Stride Length [m]	6.4	7.7	7.3	7.2	7.3	7.2	7.1	7.0



- [] Ranking at each section and finish
- .-.- No data available at this section
- NA No data available



Horse/Jockey Name	Bringme
Final Rank	3
Fastest Section Time (Section)	0:11.13 (1400m)
Top Speed [km/h] (Section)	66.5 (Overall)
Race State	Finished



Toowoomba QLD Professional

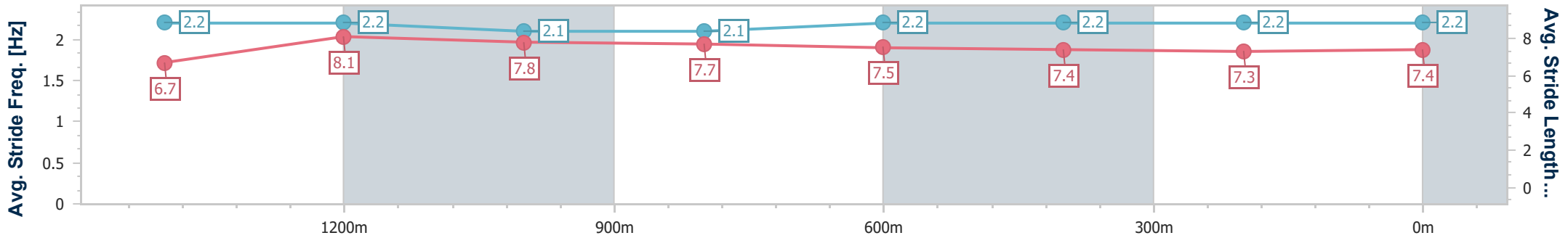
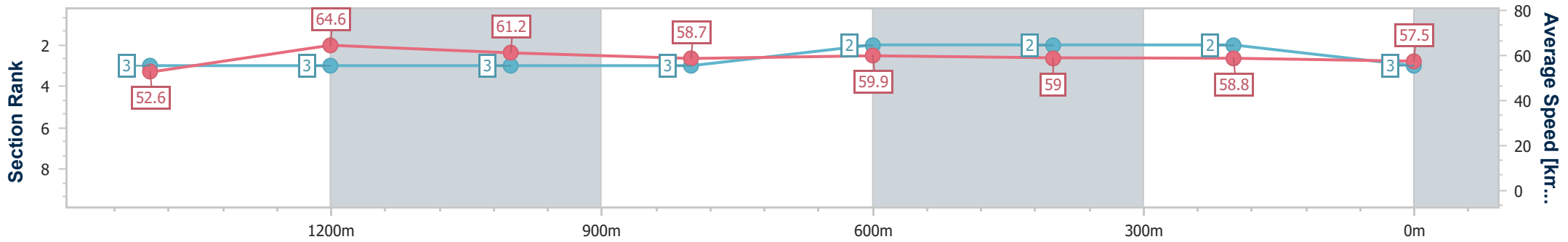
Race 3: BARRIER REEF POOLS Class 3 Handicap - 1625m

05 August 2023 - 18:20



Track Rating: Good 4, Weather: Fine, Rail Position: +3m Entire

Section	Overall	1400m	1200m	1000m	800m	600m	400m	200m
Section Times	1:39.77 [3] (0:15.45)	1:24.32 [3] (0:11.13)	1:13.19 [3] (0:11.77)	1:01.42 [3] (0:12.30)	0:49.12 [3] (0:12.03)	0:37.09 [2] (0:12.28)	0:24.81 [2] (0:12.31)	0:12.50 [2] (0:12.50)
Average Speed [km/h]	52.6	64.6	61.2	58.7	59.9	59.0	58.8	57.5
Top Speed [km/h]	66.5	66.4	62.9	60.2	61.0	60.8	59.1	58.4
Avg. Dist. to Rail [m]	2.9	0.2	0.4	0.7	0.9	1.2	1.1	0.9
Avg. Stride Freq. [Hz]	2.2	2.2	2.1	2.1	2.2	2.2	2.2	2.2
Avg. Stride Length [m]	6.7	8.1	7.8	7.7	7.5	7.4	7.3	7.4



- [] Ranking at each section and finish
- .-.-.- No data available at this section
- NA No data available



Horse/Jockey Name	Lansbrook
Final Rank	4
Fastest Section Time (Section)	0:11.01 (1400m)
Top Speed [km/h] (Section)	69.8 (Overall)
Race State	Finished



Toowoomba QLD Professional

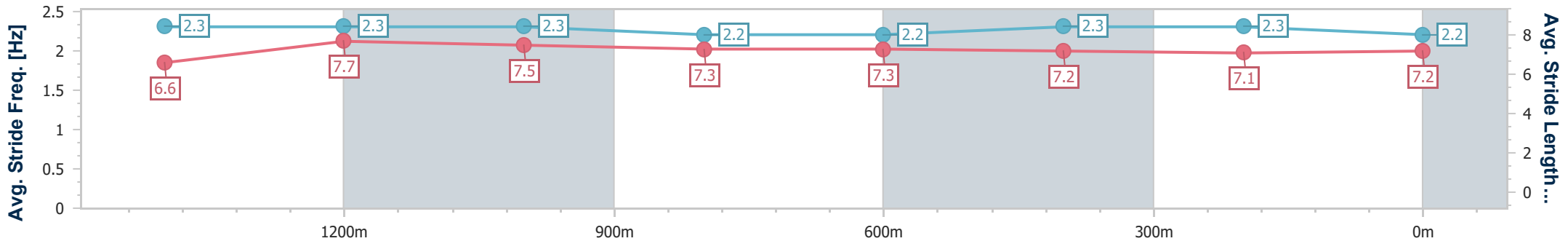
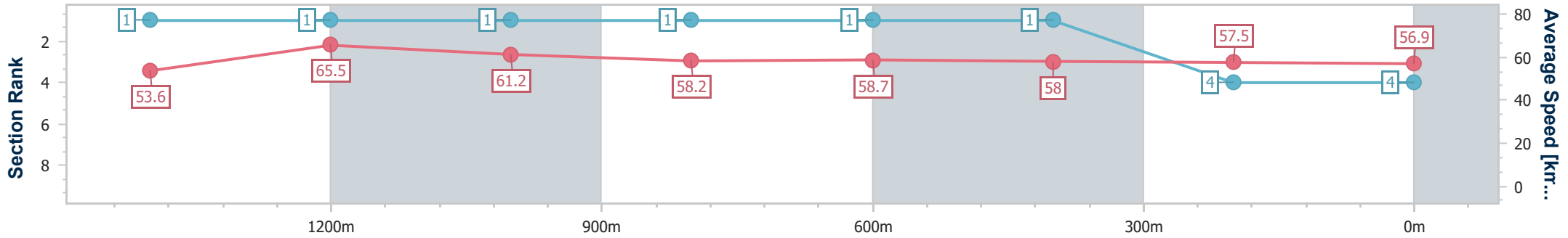
Race 3: BARRIER REEF POOLS Class 3 Handicap - 1625m

05 August 2023 - 18:20



Track Rating: Good 4, Weather: Fine, Rail Position: +3m Entire

Section	Overall	1400m	1200m	1000m	800m	600m	400m	200m
Section Times	1:40.03 [4] (0:15.11)	1:24.92 [1] (0:11.01)	1:13.91 [1] (0:11.77)	1:02.14 [1] (0:12.39)	0:49.75 [1] (0:12.28)	0:37.47 [1] (0:12.38)	0:25.09 [1] (0:12.46)	0:12.63 [4] (0:12.63)
Average Speed [km/h]	53.6	65.5	61.2	58.2	58.7	58.0	57.5	56.9
Top Speed [km/h]	69.8	69.3	62.9	59.3	59.5	58.9	58.4	57.5
Avg. Dist. to Rail [m]	0.9	0.4	0.6	0.8	0.2	0.7	1.2	0.5
Avg. Stride Freq. [Hz]	2.3	2.3	2.3	2.2	2.2	2.3	2.3	2.2
Avg. Stride Length [m]	6.6	7.7	7.5	7.3	7.3	7.2	7.1	7.2



- [] Ranking at each section and finish
- .-.- No data available at this section
- NA No data available



Horse/Jockey Name	Pennyworth
Final Rank	5
Fastest Section Time (Section)	0:11.09 (1400m)
Top Speed [km/h] (Section)	67.9 (1400m)
Race State	Finished



Toowoomba QLD Professional

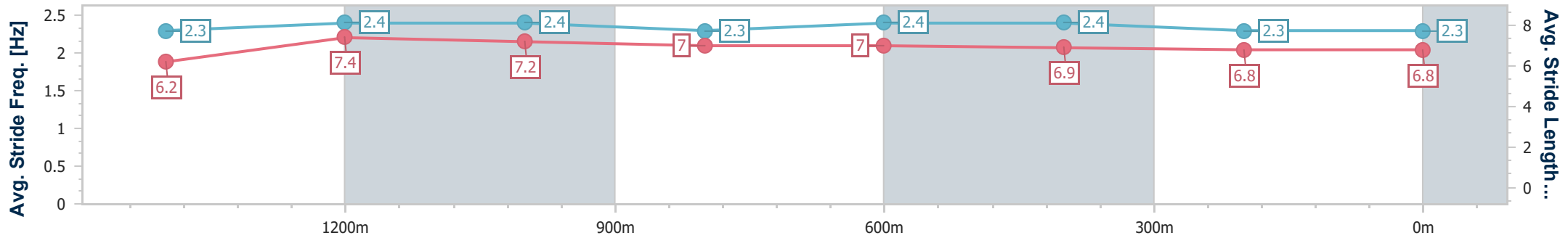
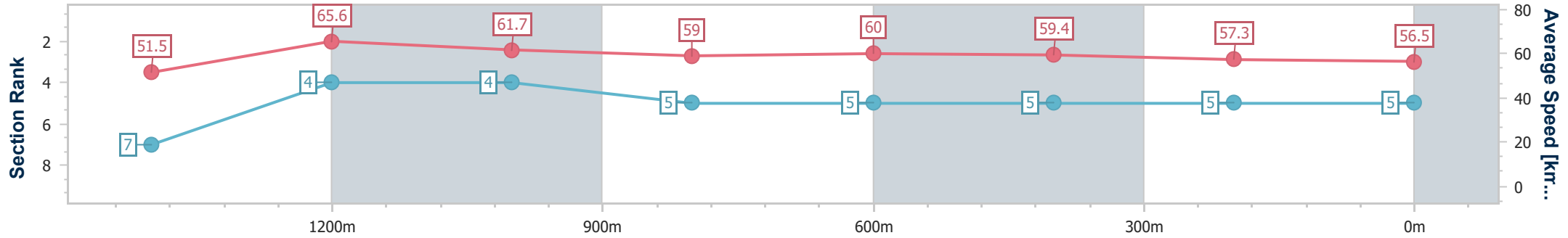
Race 3: BARRIER REEF POOLS Class 3 Handicap - 1625m

05 August 2023 - 18:20



Track Rating: Good 4, Weather: Fine, Rail Position: +3m Entire

Section	Overall	1400m	1200m	1000m	800m	600m	400m	200m
Section Times	1:40.65 [5] (0:15.84)	1:24.81 [7] (0:11.09)	1:13.72 [4] (0:11.68)	1:02.04 [4] (0:12.28)	0:49.76 [5] (0:12.07)	0:37.69 [5] (0:12.29)	0:25.40 [5] (0:12.67)	0:12.73 [5] (0:12.73)
Average Speed [km/h]	51.5	65.6	61.7	59.0	60.0	59.4	57.3	56.5
Top Speed [km/h]	66.6	67.9	63.6	60.2	61.5	61.4	58.9	57.2
Avg. Dist. to Rail [m]	4.7	1.6	2.1	2.1	2.0	2.7	2.4	1.8
Avg. Stride Freq. [Hz]	2.3	2.4	2.4	2.3	2.4	2.4	2.3	2.3
Avg. Stride Length [m]	6.2	7.4	7.2	7.0	7.0	6.9	6.8	6.8



- [] Ranking at each section and finish
- .-.-.- No data available at this section
- NA No data available



Horse/Jockey Name	Jakkalberry Finn
Final Rank	6
Fastest Section Time (Section)	0:11.36 (1400m)
Top Speed [km/h] (Section)	66.7 (Overall)
Race State	Finished



Toowoomba QLD Professional

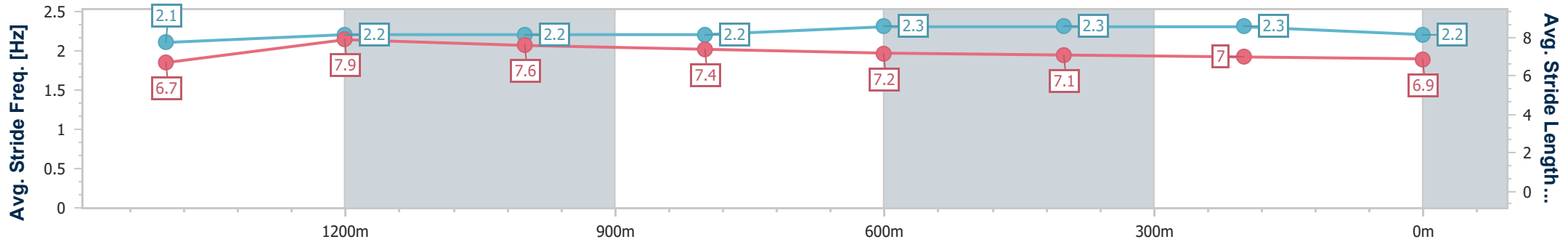
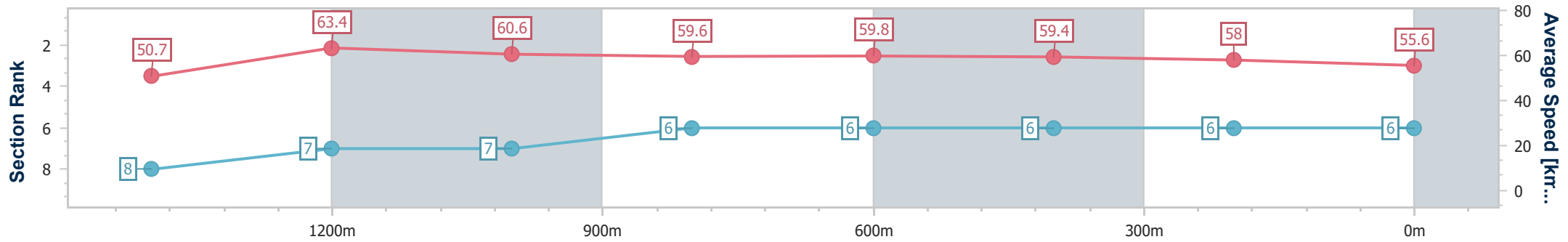
Race 3: BARRIER REEF POOLS Class 3 Handicap - 1625m

05 August 2023 - 18:20



Track Rating: Good 4, Weather: Fine, Rail Position: +3m Entire

Section	Overall	1400m	1200m	1000m	800m	600m	400m	200m					
Section Times	1:40.88 [6] (0:15.99)	1:24.89 [8] (0:11.36)	1:13.53 [7] (0:11.86)	1:01.67 [7] (0:12.12)	0:49.55 [6] (0:12.07)	0:37.48 [6] (0:12.20)	0:25.28 [6] (0:12.35)	0:12.93 [6] (0:12.93)					
Average Speed [km/h]	50.7	63.4	60.6	59.6	59.8	59.4	58.0	55.6					
Top Speed [km/h]	66.7	65.3	62.7	60.9	61.8	61.1	58.8	57.0					
Avg. Dist. to Rail [m]	2.0	0.3	1.0	0.9	1.3	1.3	1.3	0.5					
Avg. Stride Freq. [Hz]	2.1	2.2	2.2	2.2	2.3	2.3	2.3	2.2					
Avg. Stride Length [m]	6.7	7.9	7.6	7.4	7.2	7.1	7.0	6.9					



- [] Ranking at each section and finish
- .-.-.- No data available at this section
- NA No data available



Horse/Jockey Name	My Moses
Final Rank	7
Fastest Section Time (Section)	0:11.61 (1400m)
Top Speed [km/h] (Section)	67.3 (Overall)
Race State	Finished



Toowoomba QLD Professional

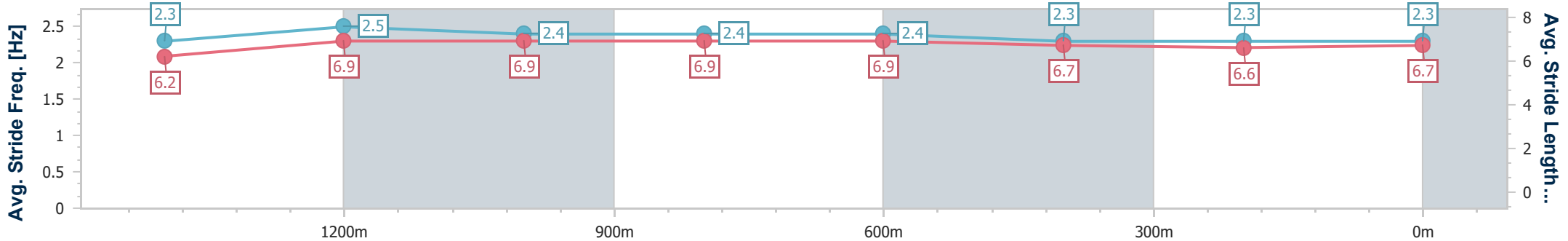
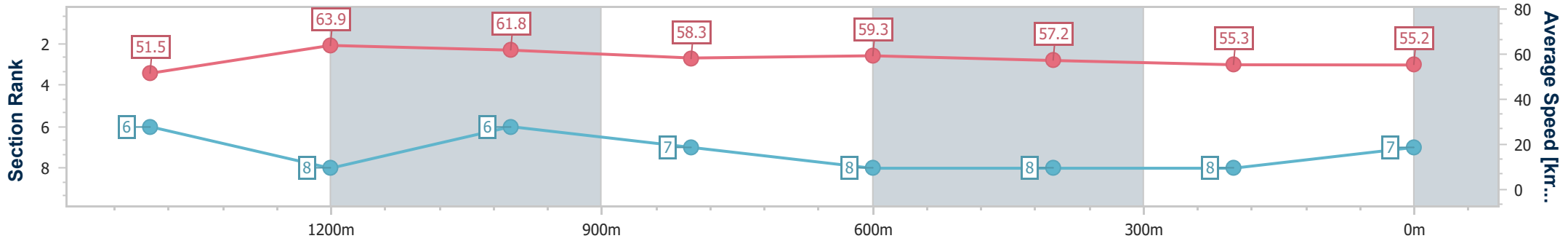
Race 3: BARRIER REEF POOLS Class 3 Handicap - 1625m

05 August 2023 - 18:20



Track Rating: Good 4, Weather: Fine, Rail Position: +3m Entire

Section	Overall	1400m	1200m	1000m	800m	600m	400m	200m
Section Times	1:42.13 [7] (0:15.83)	1:26.30 [6] (0:11.61)	1:14.69 [8] (0:11.69)	1:03.00 [6] (0:12.45)	0:50.55 [7] (0:12.20)	0:38.35 [8] (0:12.43)	0:25.92 [8] (0:12.93)	0:12.99 [8] (0:12.99)
Average Speed [km/h]	51.5	63.9	61.8	58.3	59.3	57.2	55.3	55.2
Top Speed [km/h]	67.3	65.0	64.7	60.6	61.6	59.2	56.8	55.7
Avg. Dist. to Rail [m]	5.8	5.1	5.0	2.7	0.9	1.8	2.6	1.8
Avg. Stride Freq. [Hz]	2.3	2.5	2.4	2.4	2.4	2.3	2.3	2.3
Avg. Stride Length [m]	6.2	6.9	6.9	6.9	6.9	6.7	6.6	6.7



- [] Ranking at each section and finish
- .-.- No data available at this section
- NA No data available



Horse/Jockey Name	Xingyun
Final Rank	8
Fastest Section Time (Section)	0:11.14 (1400m)
Top Speed [km/h] (Section)	69.1 (Overall)
Race State	Finished



Toowoomba QLD Professional

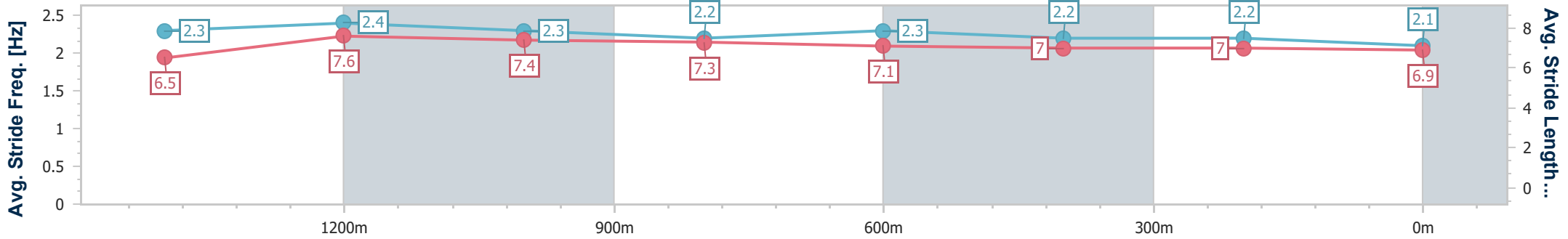
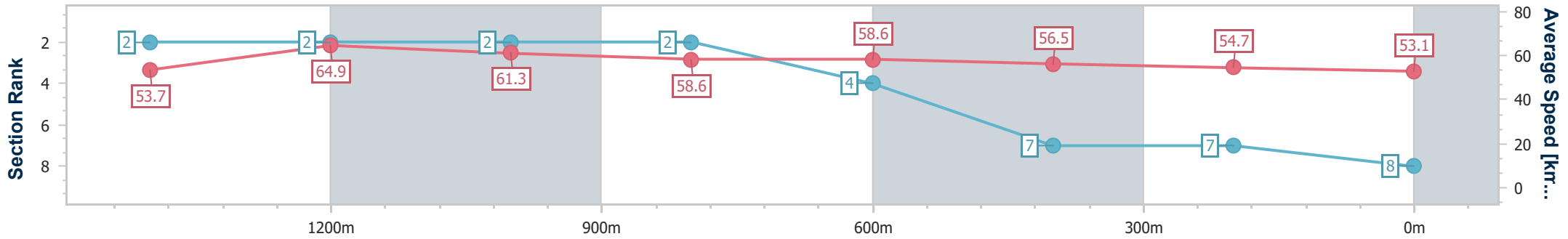
Race 3: BARRIER REEF POOLS Class 3 Handicap - 1625m

05 August 2023 - 18:20



Track Rating: Good 4, Weather: Fine, Rail Position: +3m Entire

Section	Overall	1400m	1200m	1000m	800m	600m	400m	200m
Section Times	1:42.30 [8] (0:15.17)	1:27.13 [2] (0:11.14)	1:15.99 [2] (0:11.81)	1:04.18 [2] (0:12.38)	0:51.80 [2] (0:12.36)	0:39.44 [4] (0:12.83)	0:26.61 [7] (0:13.08)	0:13.53 [7] (0:13.53)
Average Speed [km/h]	53.7	64.9	61.3	58.6	58.6	56.5	54.7	53.1
Top Speed [km/h]	69.1	68.4	63.1	59.9	59.3	58.2	55.1	54.0
Avg. Dist. to Rail [m]	3.4	1.2	2.9	2.7	2.1	1.5	1.5	1.1
Avg. Stride Freq. [Hz]	2.3	2.4	2.3	2.2	2.3	2.2	2.2	2.1
Avg. Stride Length [m]	6.5	7.6	7.4	7.3	7.1	7.0	7.0	6.9



- [] Ranking at each section and finish
- .-.- No data available at this section
- NA No data available



Horse/Jockey Name	Capitan De Seda
Final Rank	2147483647
Fastest Section Time (Section)	0:11.39 (1400m)
Top Speed [km/h] (Section)	64.5 (1400m)
Race State	DidNotFinish



Toowoomba QLD Professional

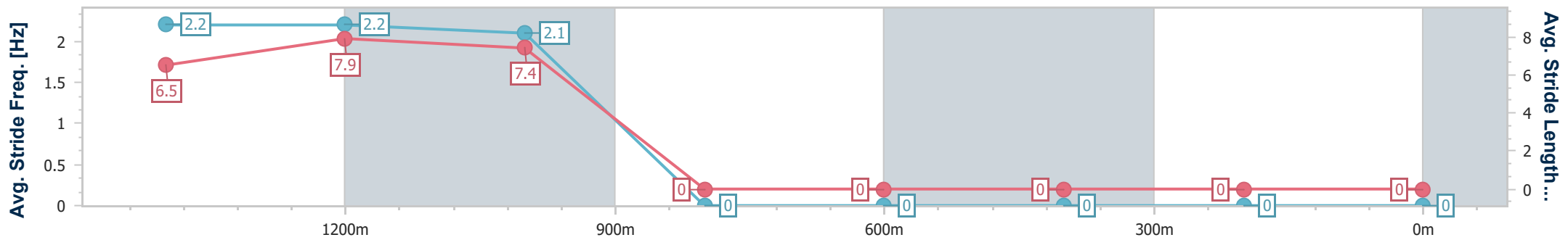
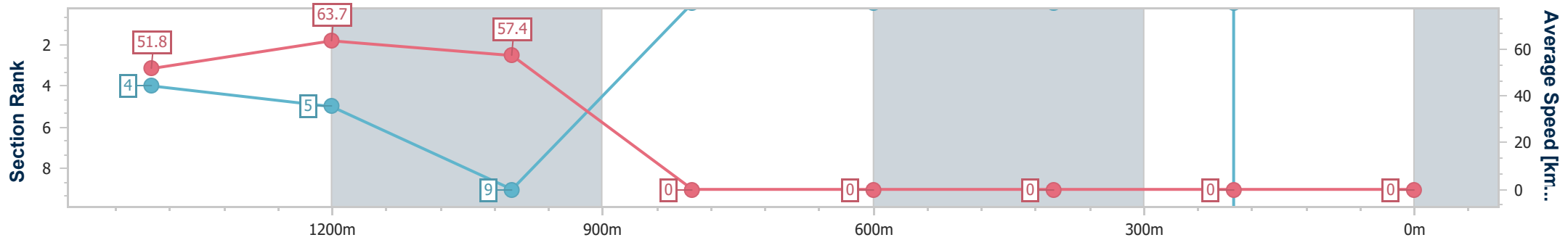
Race 3: BARRIER REEF POOLS Class 3 Handicap - 1625m

05 August 2023 - 18:20



Track Rating: Good 4, Weather: Fine, Rail Position: +3m Entire

Section	Overall	1400m	1200m	1000m	800m	600m	400m	200m					
Section Times	0:00.00 [2147483647 1 (0:15.63)	0:00.00 [4] (0:11.39)	0:00.00 [5] (0:12.57)	-:-:-	-:-:-	-:-:-	-:-:-	-:-:-					
Average Speed [km/h]	51.8	63.7	57.4	0.0	0.0	0.0	0.0	0.0					
Top Speed [km/h]	64.2	64.5	63.5	-:-	-:-	-:-	-:-	-:-					
Avg. Dist. to Rail [m]	1.6	1.1	2.0	0.0	0.0	0.0	0.0	0.0					
Avg. Stride Freq. [Hz]	2.2	2.2	2.1	-:-	-:-	-:-	-:-	-:-					
Avg. Stride Length [m]	6.5	7.9	7.4	-:-	-:-	-:-	-:-	-:-					



- [] Ranking at each section and finish
- :-:- No data available at this section
- NA No data available

- [] Ranking at each section and finish
- :--:- No data available at this section
- NA No data available