



# Eagle Farm QLD Professional

## Race 7: LADBROKES YARD COMMENTS No Metro Wins Handicap - 1400m

05 August 2023 - 15:12



BRISBANE  
RACING CLUB

Track Rating: Soft 5, Weather: Fine, Rail Position: +5m Entire Course

Section		Overall	1200m	1000m	800m	600m	400m	Last 600m				
Field Times		1:24.42 (0:13.68)	1:10.74 (0:11.30)	0:59.44 (0:11.86)	0:47.58 (0:12.22)	0:35.36 (0:11.77)	0:23.59 (0:11.50)	0:35.36				
Rank	TAB Horse/Jockey	Barrier	Top Speed [km/h]	Fastest Section	Distance Travelled [m]							
1	13 HOKAHEY Samantha Collett	1	65.6 400m	0:11.12 400m	1:24.42 [1] (0:14.06)	1:10.36 [4] (0:11.51)	0:58.85 [4] (0:11.91)	0:46.94 [3] (0:11.92)	0:35.02 [3] (0:11.81)	0:23.21 [3] (0:11.12)	0:35.02	
2	16 HELEVA DEEL Taylor Marshall	10	67.1 400m	0:10.98 400m	1:24.56 [2] (0:14.63)	1:09.93 [9] (0:11.70)	0:58.23 [9] (0:12.07)	0:46.16 [9] (0:11.94)	0:34.22 [10] (0:11.53)	0:22.69 [9] (0:10.98)	0:34.22	+2
3	5 BOWRIDER Jaden Lloyd	3	65.3 1200m	0:11.30 1200m	1:24.68 [3] (0:13.68)	1:11.00 [1] (0:11.30)	0:59.70 [1] (0:11.86)	0:47.84 [1] (0:12.22)	0:35.62 [1] (0:11.77)	0:23.85 [1] (0:11.51)	0:35.62	+0
4	8 SMYTZER Mark Du Plessis	13	65.3 Overall	0:11.38 1200m	1:24.77 [4] (0:13.85)	1:10.92 [2] (0:11.38)	0:59.54 [2] (0:12.10)	0:47.44 [2] (0:11.97)	0:35.47 [2] (0:11.80)	0:23.67 [2] (0:11.39)	0:35.47	+3
5	7 PETUNIA Kyle Wilson-Taylor	2	64.7 400m	0:11.27 400m	1:24.96 [5] (0:14.24)	1:10.72 [5] (0:11.62)	0:59.10 [5] (0:12.00)	0:47.10 [5] (0:12.01)	0:35.09 [5] (0:11.70)	0:23.39 [5] (0:11.27)	0:35.09	+3
6	11 BRENTWOOD Ben Thompson	7	65.0 400m	0:11.33 400m	1:25.13 [6] (0:13.97)	1:11.16 [3] (0:11.56)	0:59.60 [3] (0:11.99)	0:47.61 [4] (0:11.96)	0:35.65 [4] (0:11.74)	0:23.91 [4] (0:11.33)	0:35.65	+2
7	4 BEAN FOGGY Cejay Graham	6	64.4 400m	0:11.30 400m	1:25.17 [7] (0:14.27)	1:10.90 [6] (0:11.64)	0:59.26 [6] (0:12.09)	0:47.17 [6] (0:11.92)	0:35.25 [6] (0:11.67)	0:23.58 [6] (0:11.30)	0:35.25	+3
8	3 PIVOTAL MOTION Minonette Kennedy	4	64.3 600m	0:11.44 400m	1:25.37 [8] (0:14.38)	1:10.99 [7] (0:11.75)	0:59.24 [8] (0:11.97)	0:47.27 [7] (0:11.99)	0:35.28 [7] (0:11.62)	0:23.66 [8] (0:11.44)	0:35.28	+3
9	12 SIDEARM Jake Bayliss	8	65.9 400m	0:11.22 400m	1:25.49 [9] (0:14.46)	1:11.03 [8] (0:11.66)	0:59.37 [7] (0:12.06)	0:47.31 [8] (0:11.99)	0:35.32 [8] (0:11.48)	0:23.84 [7] (0:11.22)	0:35.32	+6
10	14 PERNELL Damien Thornton	12	65.0 400m	0:11.38 400m	1:25.84 [10] (0:14.66)	1:11.18 [10] (0:11.73)	0:59.45 [10] (0:12.02)	0:47.43 [10] (0:11.87)	0:35.56 [9] (0:11.60)	0:23.96 [10] (0:11.38)	0:35.56	+5

Scratched: Bollente (#1), Byron Eyes (#6), Winston Smurfhill (#10), Titanium (#9), Mill Rossa (#2), Uncle Russ (#15)

Report Created: Sat 5 August 2023 15:27 GMT+10 (Note: Timing is based on position data)

Page 1/12

[ ] Ranking at each section and finish  
 -:-:- No data available at this section  
 NA No data available

SCN Saddle cloth number  
 DNF Did not finish  
 DNT Did not track

data processed by TRIPLES DATA



# Eagle Farm QLD Professional

## Race 7: LADBROKES YARD COMMENTS No Metro Wins Handicap - 1400m

05 August 2023 - 15:12



BRISBANE  
RACING CLUB

Track Rating: Soft 5, Weather: Fine, Rail Position: +5m Entire Course

Section				200m				Last 600m	
Field Times				0:12.09 (0:12.09)				0:35.36	
Rank	TAB Horse/Jockey	Barrier	Top Speed [km/h]	Fastest Section		Margin			Distance Travelled [m]
1	13 HOKAHEY Samantha Collett	1	65.6 400m	0:11.12 400m	0:12.09 [1] (0:12.09)	1:24.42		0:35.02	
2	16 HELEVA DEEL Taylor Marshall	10	67.1 400m	0:10.98 400m	0:11.71 [6] (0:11.71)	0.83L		0:34.22	+2
3	5 BOWRIDER Jaden Lloyd	3	65.3 1200m	0:11.30 1200m	0:12.34 [2] (0:12.34)	1.56L		0:35.62	+0
4	8 SMYTZER Mark Du Plessis	13	65.3 Overall	0:11.38 1200m	0:12.28 [3] (0:12.28)	2.04L		0:35.47	+3
5	7 PETUNIA Kyle Wilson-Taylor	2	64.7 400m	0:11.27 400m	0:12.12 [5] (0:12.12)	3.19L		0:35.09	+3
6	11 BRENTWOOD Ben Thompson	7	65.0 400m	0:11.33 400m	0:12.58 [4] (0:12.58)	4.21L		0:35.65	+2
7	4 BEAN FOGGY Cejay Graham	6	64.4 400m	0:11.30 400m	0:12.28 [8] (0:12.28)	4.44L		0:35.25	+3
8	3 PIVOTAL MOTION Minonette Kennedy	4	64.3 600m	0:11.44 400m	0:12.22 [9] (0:12.22)	5.59L		0:35.28	+3
9	12 SIDEARM Jake Bayliss	8	65.9 400m	0:11.22 400m	0:12.62 [7] (0:12.62)	6.29L		0:35.32	+6
10	14 PERNELL Damien Thornton	12	65.0 400m	0:11.38 400m	0:12.58 [10] (0:12.58)	8.33L		0:35.56	+5

Scratched: Bollente (#1), Byron Eyes (#6), Winston Smurfhill (#10), Titanium (#9), Mill Rossa (#2), Uncle Russ (#15)

Report Created: Sat 5 August 2023 15:27 GMT+10 (Note: Timing is based on position data)

Page 2/12

[ ] Ranking at each section and finish  
 -:-:- No data available at this section  
 NA No data available

SCN Saddle cloth number  
 DNF Did not finish  
 DNT Did not track

data processed by TRIPLES DATA



Horse/Jockey Name	Hokahey
Final Rank	1
Fastest Section Time (Section)	0:11.12 (400m)
Top Speed [km/h] (Section)	65.6 (400m)
Race State	Finished

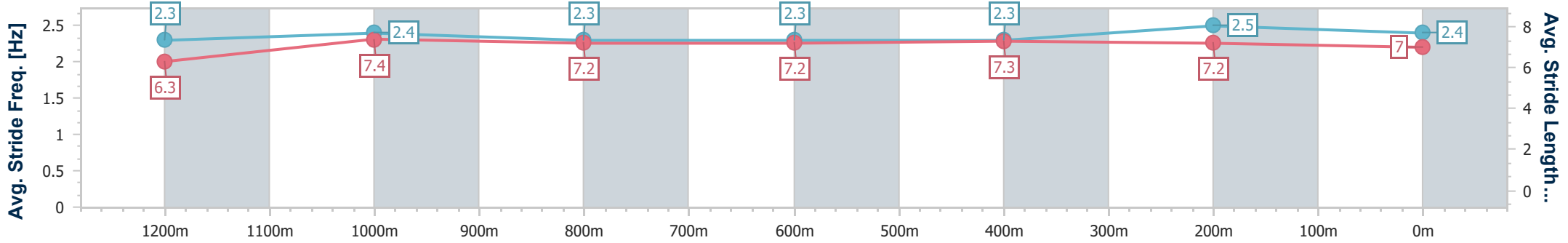
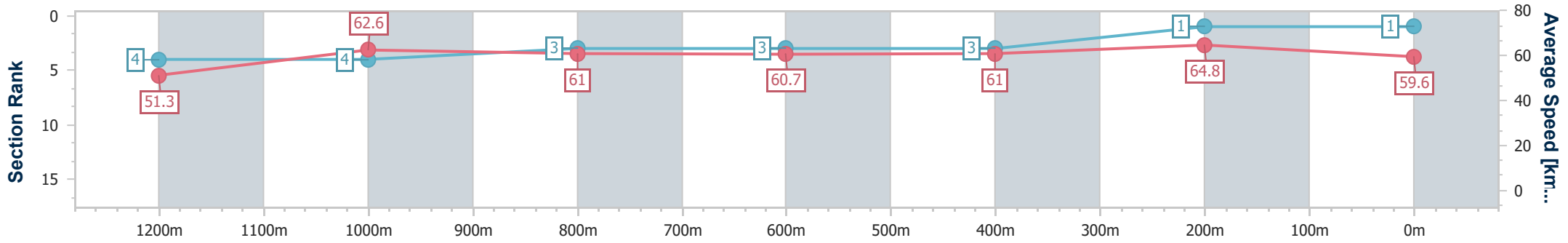


Eagle Farm QLD Professional  
 Race 7: LADBROKES YARD COMMENTS No Metro Wins  
 Handicap - 1400m  
 05 August 2023 - 15:12  
 Track Rating: Soft 5, Weather: Fine, Rail Position: +5m Entire Course



BRISBANE  
 RACING CLUB

Section	Overall	1200m	1000m	800m	600m	400m	200m
Section Times	1:24.42 [1] (0:14.06)	1:10.36 [4] (0:11.51)	0:58.85 [4] (0:11.91)	0:46.94 [3] (0:11.92)	0:35.02 [3] (0:11.81)	0:23.21 [3] (0:11.12)	0:12.09 [1] (0:12.09)
Average Speed [km/h]	51.3	62.6	61.0	60.7	61.0	64.8	59.6
Top Speed [km/h]	63.1	64.9	61.9	61.8	64.6	65.6	64.1
Avg. Dist. to Rail [m]	1.0	1.7	1.8	1.1	0.5	1.7	4.7
Avg. Stride Freq. [Hz]	2.3	2.4	2.3	2.3	2.3	2.5	2.4
Avg. Stride Length [m]	6.3	7.4	7.2	7.2	7.3	7.2	7.0



- [ ] Ranking at each section and finish
- .-.- No data available at this section
- NA No data available



Horse/Jockey Name	Heleva Deel
Final Rank	2
Fastest Section Time (Section)	0:10.98 (400m)
Top Speed [km/h] (Section)	67.1 (400m)
Race State	Finished

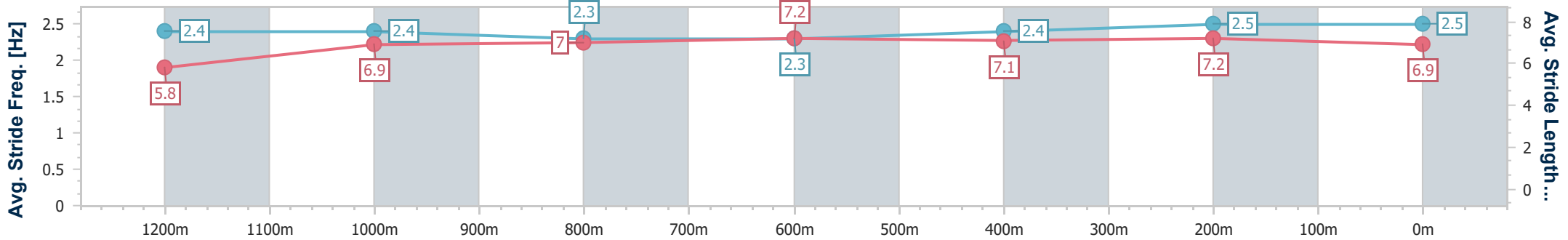
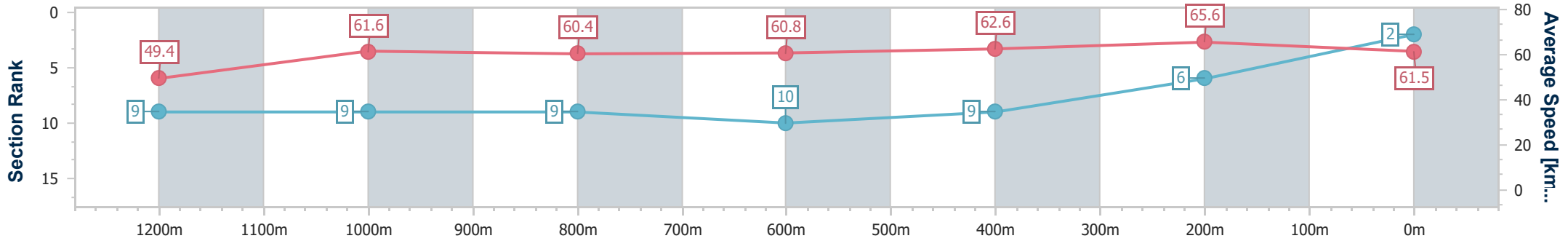


Eagle Farm QLD Professional  
 Race 7: LADBROKES YARD COMMENTS No Metro Wins  
 Handicap - 1400m  
 05 August 2023 - 15:12  
 Track Rating: Soft 5, Weather: Fine, Rail Position: +5m Entire Course



BRISBANE  
 RACING CLUB

Section	Overall	1200m	1000m	800m	600m	400m	200m
Section Times	1:24.56 [2] (0:14.63)	1:09.93 [9] (0:11.70)	0:58.23 [9] (0:12.07)	0:46.16 [9] (0:11.94)	0:34.22 [10] (0:11.53)	0:22.69 [9] (0:10.98)	0:11.71 [6] (0:11.71)
Average Speed [km/h]	49.4	61.6	60.4	60.8	62.6	65.6	61.5
Top Speed [km/h]	61.9	62.0	61.8	62.0	66.0	67.1	64.5
Avg. Dist. to Rail [m]	6.5	2.8	2.3	1.8	0.7	0.7	0.4
Avg. Stride Freq. [Hz]	2.4	2.4	2.3	2.3	2.4	2.5	2.5
Avg. Stride Length [m]	5.8	6.9	7.0	7.2	7.1	7.2	6.9



- [ ] Ranking at each section and finish
- .-.- No data available at this section
- NA No data available



Horse/Jockey Name	Bowrider
Final Rank	3
Fastest Section Time (Section)	0:11.30 (1200m)
Top Speed [km/h] (Section)	65.3 (1200m)
Race State	Finished

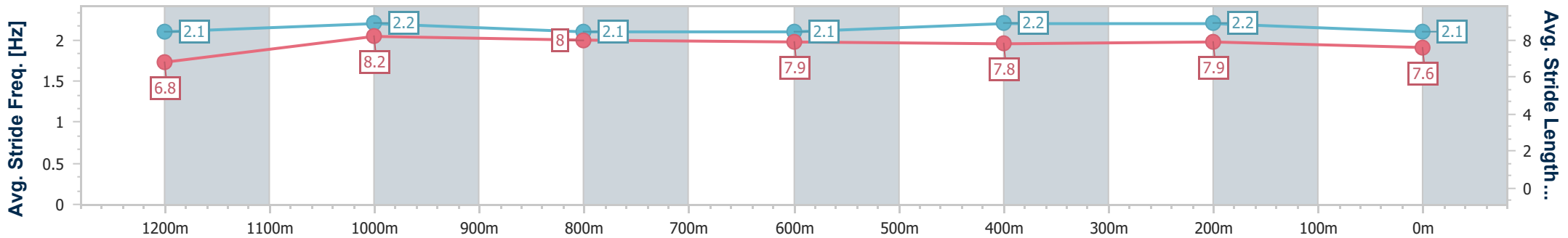
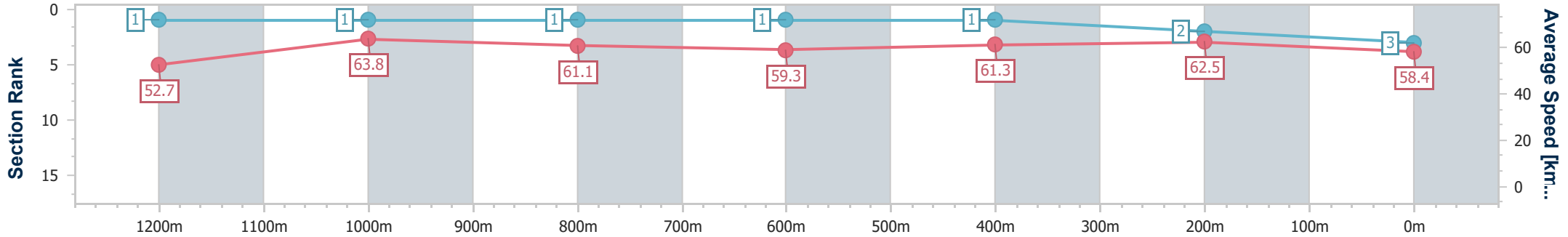


Eagle Farm QLD Professional  
 Race 7: LADBROKES YARD COMMENTS No Metro Wins  
 Handicap - 1400m  
 05 August 2023 - 15:12  
 Track Rating: Soft 5, Weather: Fine, Rail Position: +5m Entire  
 Course



BRISBANE  
 RACING CLUB

Section	Overall	1200m	1000m	800m	600m	400m	200m
Section Times	1:24.68 [3] (0:13.68)	1:11.00 [1] (0:11.30)	0:59.70 [1] (0:11.86)	0:47.84 [1] (0:12.22)	0:35.62 [1] (0:11.77)	0:23.85 [1] (0:11.51)	0:12.34 [2] (0:12.34)
Average Speed [km/h]	52.7	63.8	61.1	59.3	61.3	62.5	58.4
Top Speed [km/h]	64.6	65.3	61.6	60.7	63.1	63.3	61.5
Avg. Dist. to Rail [m]	2.8	1.3	1.1	1.9	0.5	1.1	1.9
Avg. Stride Freq. [Hz]	2.1	2.2	2.1	2.1	2.2	2.2	2.1
Avg. Stride Length [m]	6.8	8.2	8.0	7.9	7.8	7.9	7.6



- [ ] Ranking at each section and finish
- .-.- No data available at this section
- NA No data available



Horse/Jockey Name	Smytzer
Final Rank	4
Fastest Section Time (Section)	0:11.38 (1200m)
Top Speed [km/h] (Section)	65.3 (Overall)
Race State	Finished

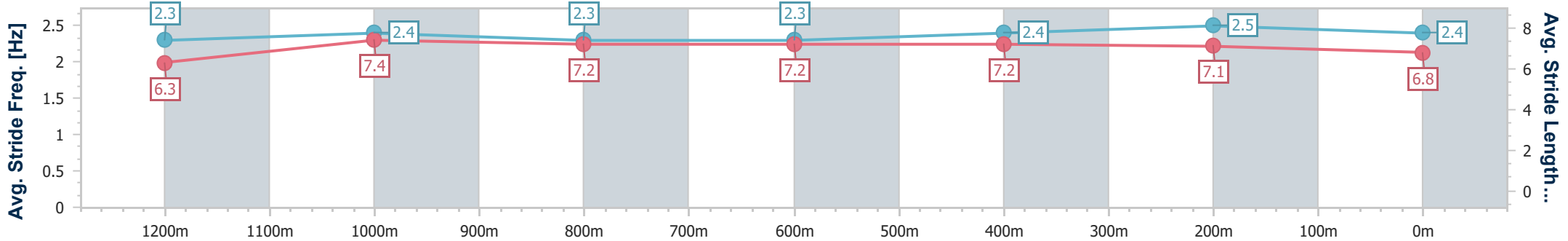
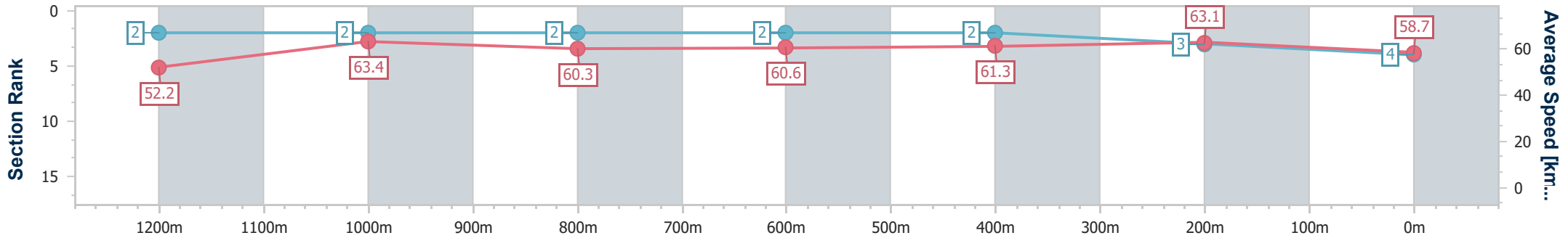


Eagle Farm QLD Professional  
 Race 7: LADBROKES YARD COMMENTS No Metro Wins  
 Handicap - 1400m  
 05 August 2023 - 15:12  
 Track Rating: Soft 5, Weather: Fine, Rail Position: +5m Entire Course



BRISBANE  
 RACING CLUB

Section	Overall	1200m	1000m	800m	600m	400m	200m
Section Times	1:24.77 [4] (0:13.85)	1:10.92 [2] (0:11.38)	0:59.54 [2] (0:12.10)	0:47.44 [2] (0:11.97)	0:35.47 [2] (0:11.80)	0:23.67 [2] (0:11.39)	0:12.28 [3] (0:12.28)
Average Speed [km/h]	52.2	63.4	60.3	60.6	61.3	63.1	58.7
Top Speed [km/h]	65.3	65.2	61.3	61.2	64.4	64.2	62.3
Avg. Dist. to Rail [m]	7.8	3.6	2.9	1.5	0.9	3.7	5.4
Avg. Stride Freq. [Hz]	2.3	2.4	2.3	2.3	2.4	2.5	2.4
Avg. Stride Length [m]	6.3	7.4	7.2	7.2	7.2	7.1	6.8



- [ ] Ranking at each section and finish
- .-.- No data available at this section
- NA No data available



Horse/Jockey Name	Petunia
Final Rank	5
Fastest Section Time (Section)	0:11.27 (400m)
Top Speed [km/h] (Section)	64.7 (400m)
Race State	Finished

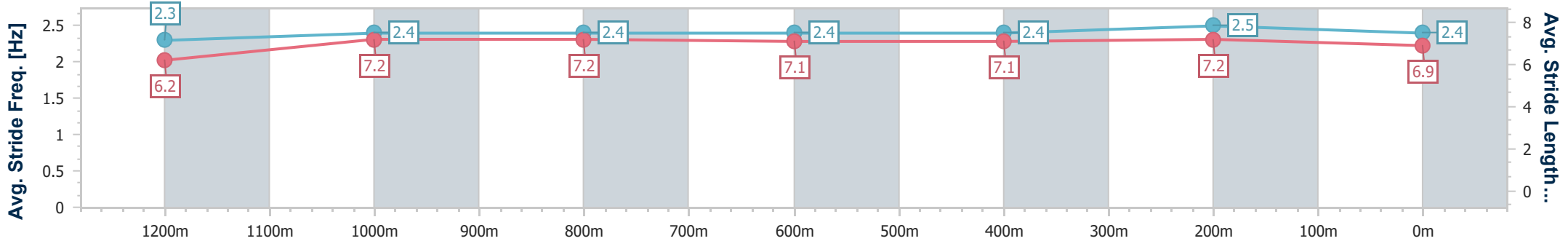
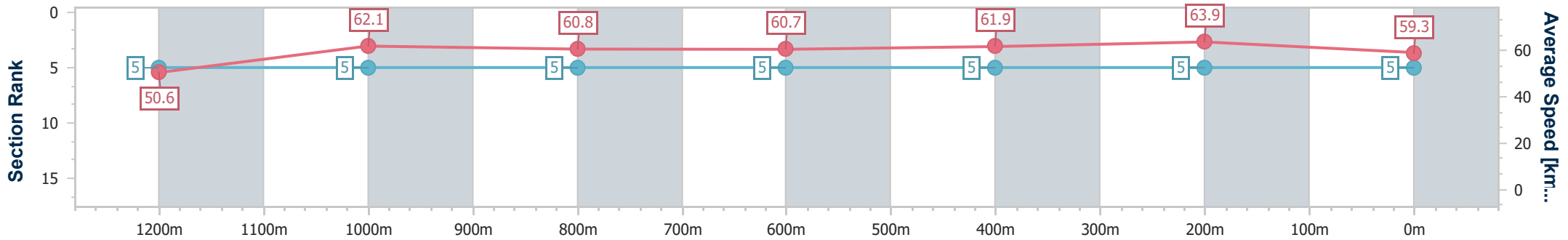


Eagle Farm QLD Professional  
 Race 7: LADBROKES YARD COMMENTS No Metro Wins  
 Handicap - 1400m  
 05 August 2023 - 15:12  
 Track Rating: Soft 5, Weather: Fine, Rail Position: +5m Entire Course



BRISBANE  
 RACING CLUB

Section	Overall	1200m	1000m	800m	600m	400m	200m
Section Times	1:24.96 [5] (0:14.24)	1:10.72 [5] (0:11.62)	0:59.10 [5] (0:12.00)	0:47.10 [5] (0:12.01)	0:35.09 [5] (0:11.70)	0:23.39 [5] (0:11.27)	0:12.12 [5] (0:12.12)
Average Speed [km/h]	50.6	62.1	60.8	60.7	61.9	63.9	59.3
Top Speed [km/h]	63.2	63.7	62.2	61.9	62.5	64.7	62.6
Avg. Dist. to Rail [m]	1.4	1.2	2.9	3.1	0.8	2.6	3.5
Avg. Stride Freq. [Hz]	2.3	2.4	2.4	2.4	2.4	2.5	2.4
Avg. Stride Length [m]	6.2	7.2	7.2	7.1	7.1	7.2	6.9



- [ ] Ranking at each section and finish
- .-.- No data available at this section
- NA No data available



Horse/Jockey Name	Brentwood
Final Rank	6
Fastest Section Time (Section)	0:11.33 (400m)
Top Speed [km/h] (Section)	65.0 (400m)
Race State	Finished

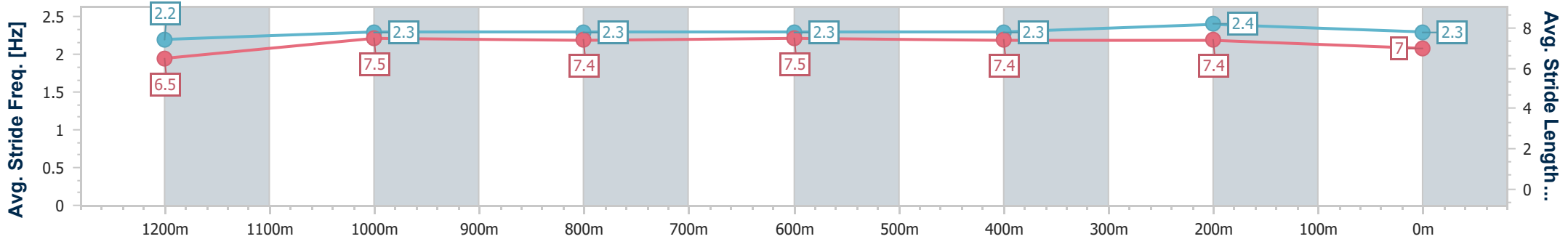
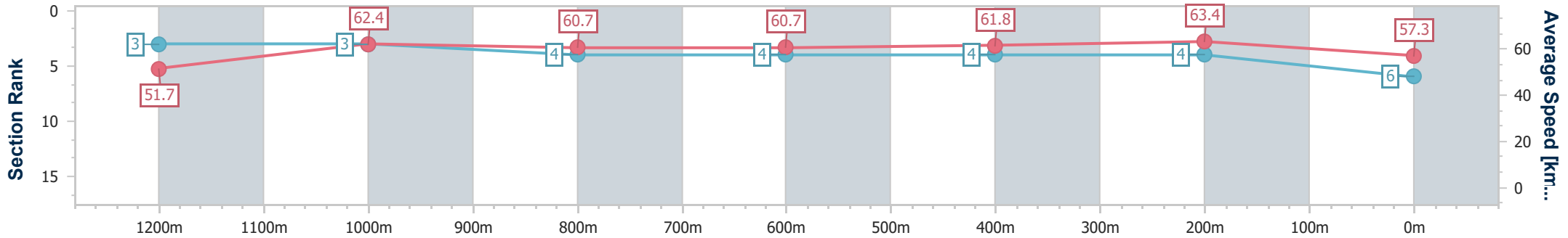


Eagle Farm QLD Professional  
 Race 7: LADBROKES YARD COMMENTS No Metro Wins  
 Handicap - 1400m  
 05 August 2023 - 15:12  
 Track Rating: Soft 5, Weather: Fine, Rail Position: +5m Entire Course



BRISBANE  
 RACING CLUB

Section	Overall	1200m	1000m	800m	600m	400m	200m
Section Times	1:25.13 [6] (0:13.97)	1:11.16 [3] (0:11.56)	0:59.60 [3] (0:11.99)	0:47.61 [4] (0:11.96)	0:35.65 [4] (0:11.74)	0:23.91 [4] (0:11.33)	0:12.58 [4] (0:12.58)
Average Speed [km/h]	51.7	62.4	60.7	60.7	61.8	63.4	57.3
Top Speed [km/h]	63.9	63.6	61.1	61.2	64.2	65.0	61.0
Avg. Dist. to Rail [m]	4.8	2.5	2.5	1.5	1.5	4.9	6.4
Avg. Stride Freq. [Hz]	2.2	2.3	2.3	2.3	2.3	2.4	2.3
Avg. Stride Length [m]	6.5	7.5	7.4	7.5	7.4	7.4	7.0



- [ ] Ranking at each section and finish
- .-.- No data available at this section
- NA No data available





Horse/Jockey Name	Bean Foggy
Final Rank	7
Fastest Section Time (Section)	0:11.30 (400m)
Top Speed [km/h] (Section)	64.4 (400m)
Race State	Finished

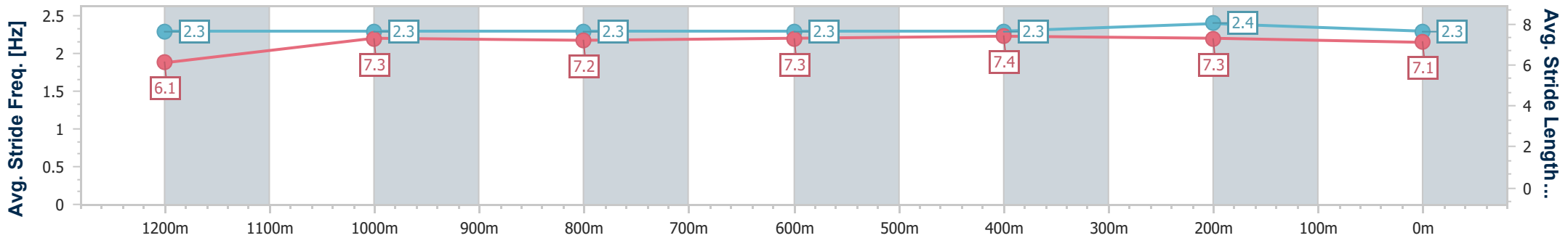
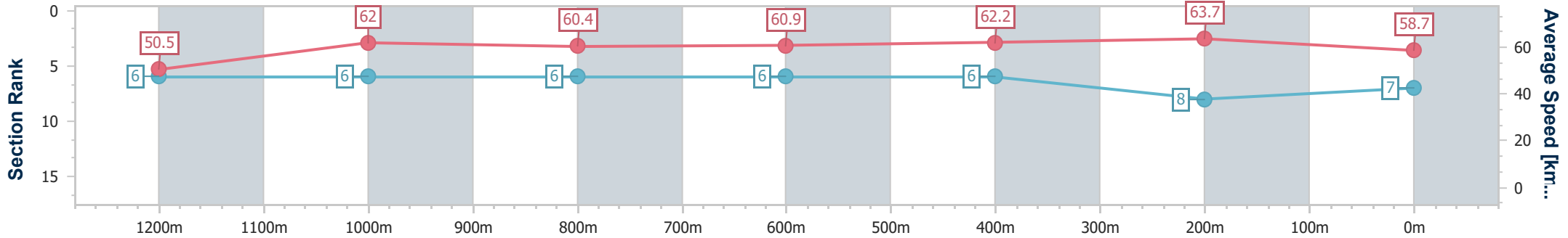


Eagle Farm QLD Professional  
 Race 7: LADBROKES YARD COMMENTS No Metro Wins  
 Handicap - 1400m  
 05 August 2023 - 15:12  
 Track Rating: Soft 5, Weather: Fine, Rail Position: +5m Entire  
 Course



BRISBANE  
 RACING CLUB

Section	Overall	1200m	1000m	800m	600m	400m	200m							
Section Times	1:25.17 [7] (0:14.27)	1:10.90 [6] (0:11.64)	0:59.26 [6] (0:12.09)	0:47.17 [6] (0:11.92)	0:35.25 [6] (0:11.67)	0:23.58 [6] (0:11.30)	0:12.28 [8] (0:12.28)							
Average Speed [km/h]	50.5	62.0	60.4	60.9	62.2	63.7	58.7							
Top Speed [km/h]	63.2	63.1	61.4	61.6	63.5	64.4	62.2							
Avg. Dist. to Rail [m]	4.4	2.7	2.9	1.8	1.8	5.3	5.7							
Avg. Stride Freq. [Hz]	2.3	2.3	2.3	2.3	2.3	2.4	2.3							
Avg. Stride Length [m]	6.1	7.3	7.2	7.3	7.4	7.3	7.1							



- [ ] Ranking at each section and finish
- .-.- No data available at this section
- NA No data available



Horse/Jockey Name	Pivotal Motion
Final Rank	8
Fastest Section Time (Section)	0:11.44 (400m)
Top Speed [km/h] (Section)	64.3 (600m)
Race State	Finished

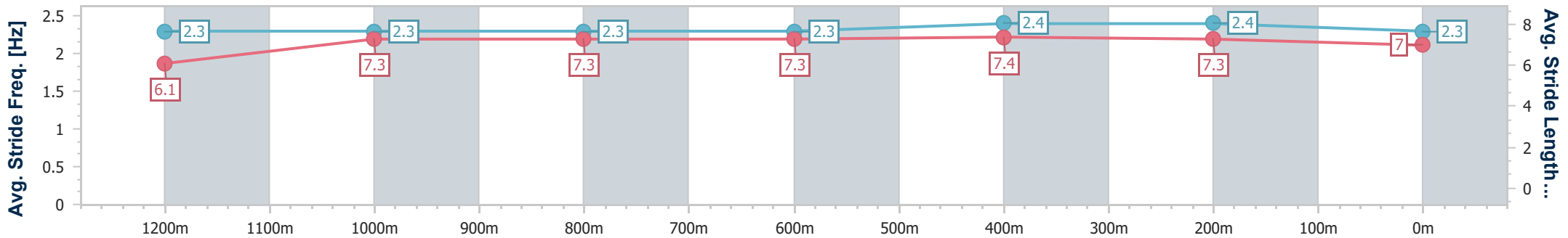
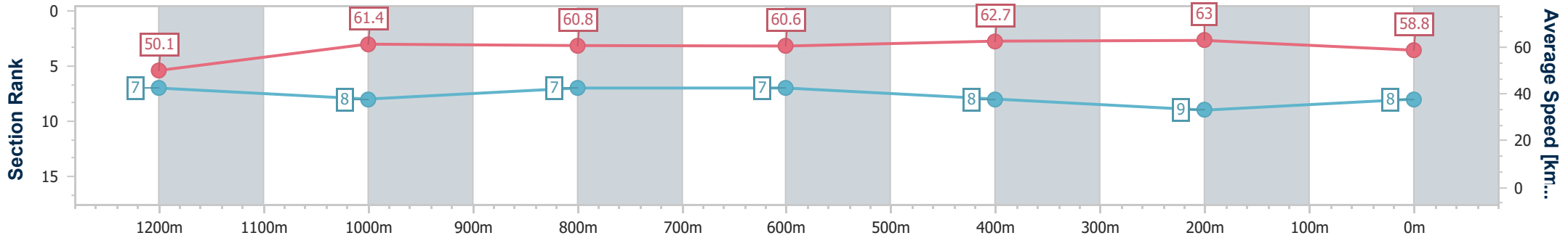


Eagle Farm QLD Professional  
 Race 7: LADBROKES YARD COMMENTS No Metro Wins  
 Handicap - 1400m  
 05 August 2023 - 15:12  
 Track Rating: Soft 5, Weather: Fine, Rail Position: +5m Entire  
 Course



BRISBANE  
 RACING CLUB

Section	Overall	1200m	1000m	800m	600m	400m	200m
Section Times	1:25.37 [8] (0:14.38)	1:10.99 [7] (0:11.75)	0:59.24 [8] (0:11.97)	0:47.27 [7] (0:11.99)	0:35.28 [7] (0:11.62)	0:23.66 [8] (0:11.44)	0:12.22 [9] (0:12.22)
Average Speed [km/h]	50.1	61.4	60.8	60.6	62.7	63.0	58.8
Top Speed [km/h]	64.1	62.0	62.7	62.2	64.3	64.3	62.0
Avg. Dist. to Rail [m]	3.5	1.8	2.2	2.2	2.4	4.7	4.2
Avg. Stride Freq. [Hz]	2.3	2.3	2.3	2.3	2.4	2.4	2.3
Avg. Stride Length [m]	6.1	7.3	7.3	7.3	7.4	7.3	7.0



- [ ] Ranking at each section and finish
- .-.- No data available at this section
- NA No data available



Horse/Jockey Name	Sidarm
Final Rank	9
Fastest Section Time (Section)	0:11.22 (400m)
Top Speed [km/h] (Section)	65.9 (400m)
Race State	Finished

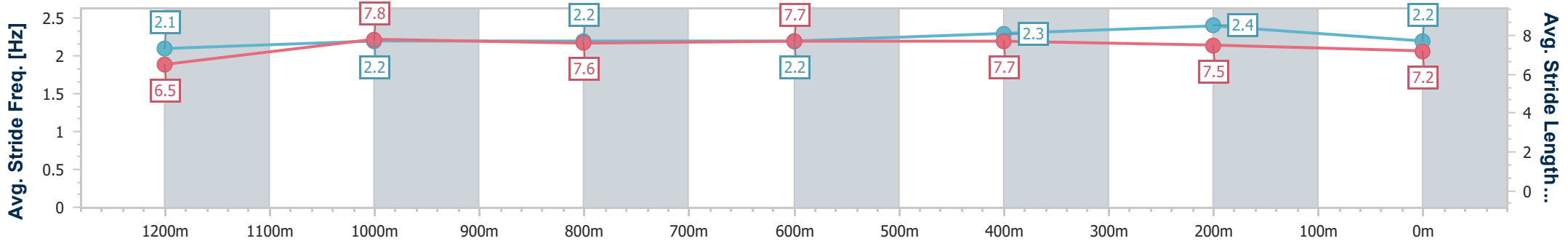
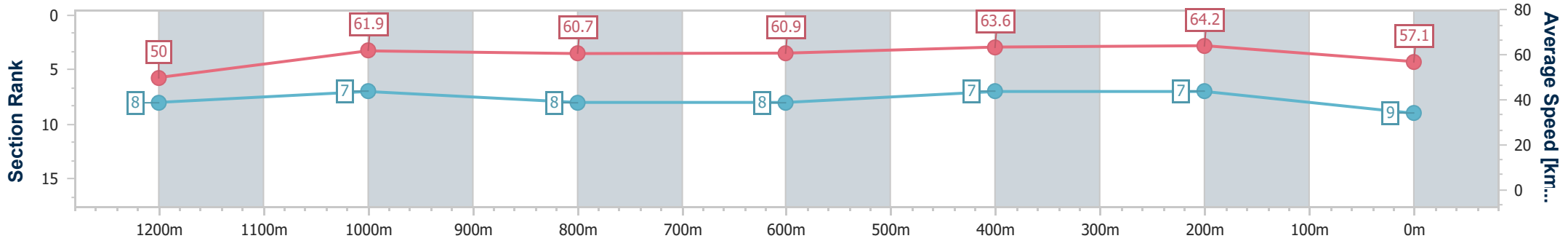


Eagle Farm QLD Professional  
 Race 7: LADBROKES YARD COMMENTS No Metro Wins  
 Handicap - 1400m  
 05 August 2023 - 15:12  
 Track Rating: Soft 5, Weather: Fine, Rail Position: +5m Entire  
 Course



BRISBANE  
 RACING CLUB

Section	Overall	1200m	1000m	800m	600m	400m	200m
Section Times	1:25.49 [9] (0:14.46)	1:11.03 [8] (0:11.66)	0:59.37 [7] (0:12.06)	0:47.31 [8] (0:11.99)	0:35.32 [8] (0:11.48)	0:23.84 [7] (0:11.22)	0:12.62 [7] (0:12.62)
Average Speed [km/h]	50.0	61.9	60.7	60.9	63.6	64.2	57.1
Top Speed [km/h]	61.9	62.4	61.3	62.0	65.1	65.9	61.3
Avg. Dist. to Rail [m]	5.8	3.1	3.6	3.2	2.9	5.8	6.8
Avg. Stride Freq. [Hz]	2.1	2.2	2.2	2.2	2.3	2.4	2.2
Avg. Stride Length [m]	6.5	7.8	7.6	7.7	7.7	7.5	7.2



- [ ] Ranking at each section and finish
- .-.- No data available at this section
- NA No data available



Horse/Jockey Name	Pernell
Final Rank	10
Fastest Section Time (Section)	0:11.38 (400m)
Top Speed [km/h] (Section)	65.0 (400m)
Race State	Finished

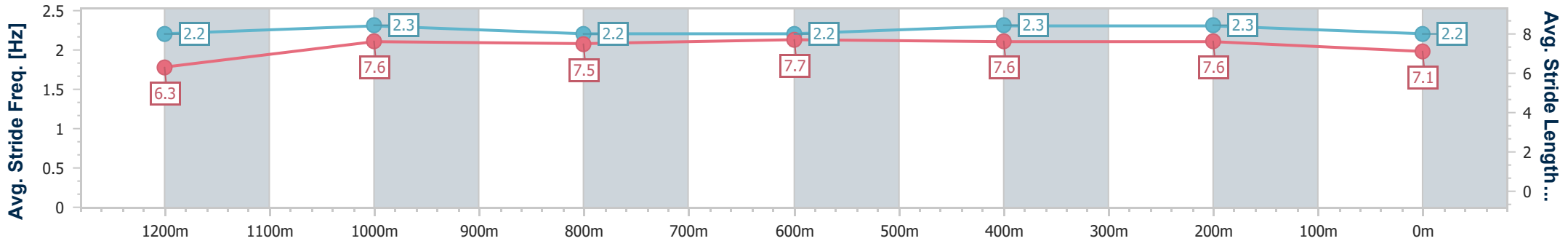
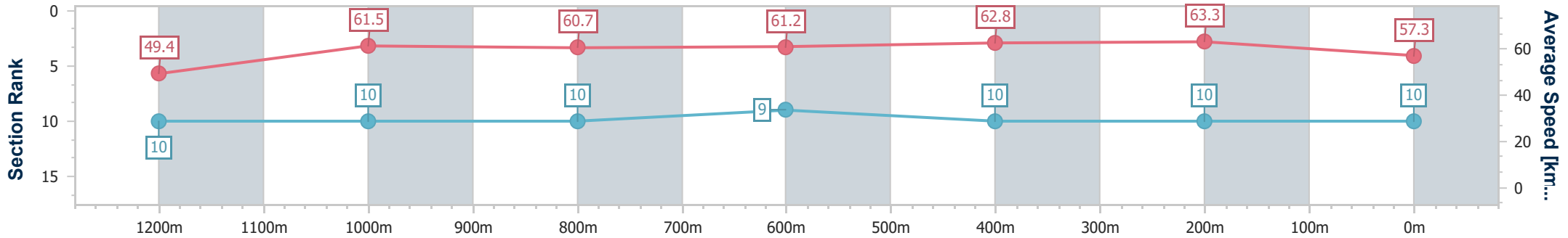


Eagle Farm QLD Professional  
 Race 7: LADBROKES YARD COMMENTS No Metro Wins  
 Handicap - 1400m  
 05 August 2023 - 15:12  
 Track Rating: Soft 5, Weather: Fine, Rail Position: +5m Entire  
 Course



BRISBANE  
 RACING CLUB

Section	Overall	1200m	1000m	800m	600m	400m	200m
Section Times	1:25.84 [10] (0:14.66)	1:11.18 [10] (0:11.73)	0:59.45 [10] (0:12.02)	0:47.43 [10] (0:11.87)	0:35.56 [9] (0:11.60)	0:23.96 [10] (0:11.38)	0:12.58 [10] (0:12.58)
Average Speed [km/h]	49.4	61.5	60.7	61.2	62.8	63.3	57.3
Top Speed [km/h]	61.1	62.3	62.0	62.0	64.1	65.0	61.3
Avg. Dist. to Rail [m]	8.5	3.3	2.7	2.2	2.7	6.2	7.8
Avg. Stride Freq. [Hz]	2.2	2.3	2.2	2.2	2.3	2.3	2.2
Avg. Stride Length [m]	6.3	7.6	7.5	7.7	7.6	7.6	7.1



- [ ] Ranking at each section and finish
- .-.- No data available at this section
- NA No data available