



# Eagle Farm QLD Professional

## Race 2: MOUNT FRANKLIN BENCHMARK 90 Handicap - 2200m

05 August 2023 - 12:13



BRISBANE  
RACING CLUB

Track Rating: Soft 5, Weather: Fine, Rail Position: +5m Entire Course

Section		Overall	2000m	1800m	1600m	1400m	1200m	1000m	Last 600m				
Field Times		2:22.00 (0:16.76)	2:05.24 (0:12.72)	1:52.52 (0:13.15)	1:39.37 (0:13.28)	1:26.09 (0:13.03)	1:13.06 (0:12.93)	1:00.13 (0:12.92)	0:35.35				
Rank	TAB Horse/Jockey	Barrier	Top Speed [km/h]	Fastest Section									Distance Travelled [m]
1	4 OTYRAR James Orman	3	65.8 400m	0:11.20 400m	2:22.00 [1] (0:17.65)	2:04.35 [4] (0:12.82)	1:51.53 [5] (0:13.01)	1:38.52 [5] (0:13.15)	1:25.37 [5] (0:12.82)	1:12.55 [5] (0:12.95)	0:59.60 [5] (0:12.93)	0:34.81	
2	7 MUBARIZ Damien Thornton	6	63.0 600m	0:11.55 600m	2:22.51 [2] (0:16.76)	2:05.75 [1] (0:12.72)	1:53.03 [1] (0:13.15)	1:39.88 [1] (0:13.28)	1:26.60 [1] (0:13.03)	1:13.57 [1] (0:12.93)	1:00.64 [1] (0:12.92)	0:35.86	-5
3	5 SHAMELESS MISS Mark Du Plessis	2	63.7 400m	0:11.63 400m	2:22.62 [3] (0:17.36)	2:05.26 [3] (0:12.79)	1:52.47 [3] (0:13.08)	1:39.39 [4] (0:13.20)	1:26.19 [4] (0:12.76)	1:13.43 [2] (0:12.89)	1:00.54 [3] (0:12.76)	0:35.92	-2
4	6 MIRANN Kyle Wilson-Taylor	1	63.7 400m	0:11.44 600m	2:22.64 [4] (0:17.11)	2:05.53 [2] (0:12.78)	1:52.75 [2] (0:13.09)	1:39.66 [2] (0:13.17)	1:26.49 [2] (0:13.06)	1:13.43 [3] (0:12.86)	1:00.57 [2] (0:12.90)	0:35.82	-8
5	1 BARTHOLOMEU DIAS Jaden Lloyd	5	64.3 600m	0:11.49 600m	2:22.70 [5] (0:17.68)	2:05.02 [5] (0:12.64)	1:52.38 [4] (0:12.87)	1:39.51 [3] (0:13.08)	1:26.43 [3] (0:13.10)	1:13.33 [4] (0:12.86)	1:00.47 [4] (0:12.97)	0:35.65	+0

Scratched: Kirkeby (#2), United Nations (#3)

[ ] Ranking at each section and finish  
 -:-:- No data available at this section  
 NA No data available

SCN Saddle cloth number  
 DNF Did not finish  
 DNT Did not track



# Eagle Farm QLD Professional

## Race 2: MOUNT FRANKLIN BENCHMARK 90 Handicap - 2200m

05 August 2023 - 12:13



BRISBANE  
RACING CLUB

Track Rating: Soft 5, Weather: Fine, Rail Position: +5m Entire Course

Section				800m	600m	400m	200m			Last 600m	
Field Times				0:47.21 (0:11.86)	0:35.35 (0:11.55)	0:23.80 (0:11.50)	0:12.30 (0:12.30)			0:35.35	
Rank	TAB Horse/Jockey	Barrier	Top Speed [km/h]	Fastest Section					Margin	Distance Travelled [m]	
1	4 OTYRAR James Orman	3	65.8 400m	0:11.20 400m	0:46.67 [5] (0:11.86)	0:34.81 [5] (0:11.31)	0:23.50 [4] (0:11.20)	0:12.30 [1] (0:12.30)	2:22.00	0:34.81	
2	7 MUBARIZ Damien Thornton	6	63.0 600m	0:11.55 600m	0:47.72 [1] (0:11.86)	0:35.86 [1] (0:11.55)	0:24.31 [1] (0:11.71)	0:12.60 [3] (0:12.60)	3.03L	0:35.86	-5
3	5 SHAMELESS MISS Mark Du Plessis	2	63.7 400m	0:11.63 400m	0:47.78 [2] (0:11.86)	0:35.92 [2] (0:11.64)	0:24.28 [3] (0:11.63)	0:12.65 [4] (0:12.65)	3.67L	0:35.92	-2
4	6 MIRANN Kyle Wilson-Taylor	1	63.7 400m	0:11.44 600m	0:47.67 [3] (0:11.85)	0:35.82 [3] (0:11.44)	0:24.38 [2] (0:11.62)	0:12.76 [2] (0:12.76)	3.76L	0:35.82	-8
5	1 BARTHOLOMEU DIAS Jaden Lloyd	5	64.3 600m	0:11.49 600m	0:47.50 [4] (0:11.85)	0:35.65 [4] (0:11.49)	0:24.16 [5] (0:11.72)	0:12.44 [5] (0:12.44)	4.14L	0:35.65	+0

Scratched: Kirkeby (#2), United Nations (#3)



Horse/Jockey Name	Otyrar
Final Rank	1
Fastest Section Time (Section)	0:11.20 (400m)
Top Speed [km/h] (Section)	65.8 (400m)
Race State	Finished



Eagle Farm QLD Professional

Race 2: MOUNT FRANKLIN BENCHMARK 90 Handicap - 2200m

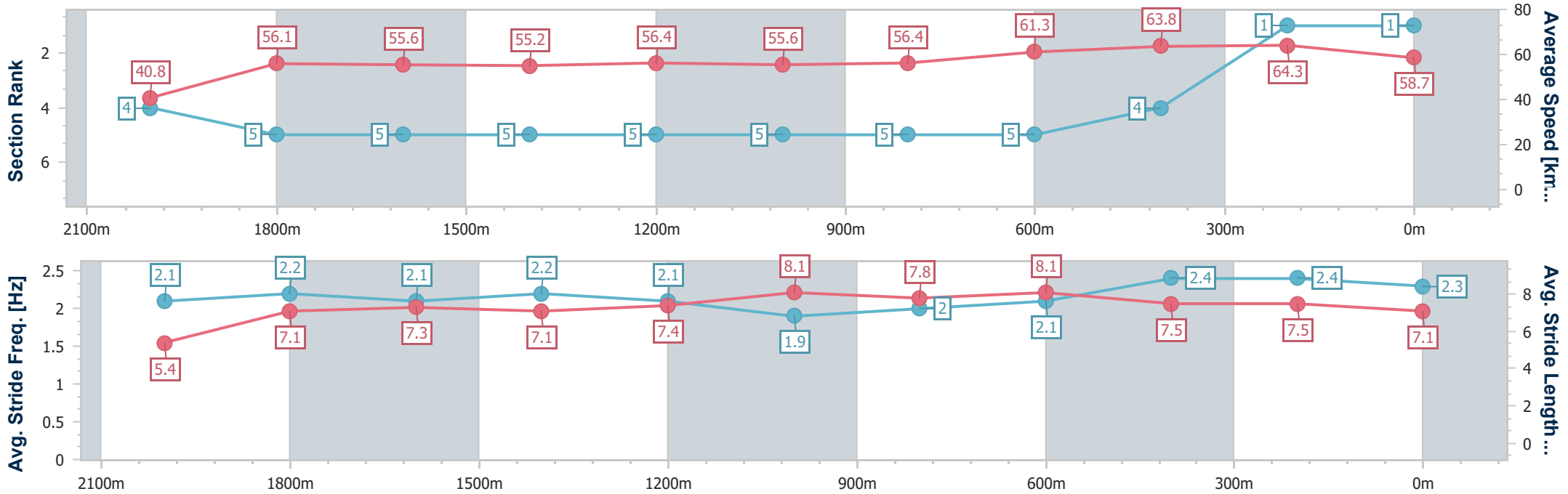
05 August 2023 - 12:13

Track Rating: Soft 5, Weather: Fine, Rail Position: +5m Entire Course



BRISBANE RACING CLUB

Section	Overall	2000m	1800m	1600m	1400m	1200m	1000m	800m	600m	400m	200m
Section Times	2:22.00 [1] (0:17.65)	2:04.35 [4] (0:12.82)	1:51.53 [5] (0:13.01)	1:38.52 [5] (0:13.15)	1:25.37 [5] (0:12.82)	1:12.55 [5] (0:12.95)	0:59.60 [5] (0:12.93)	0:46.67 [5] (0:11.86)	0:34.81 [5] (0:11.31)	0:23.50 [4] (0:11.20)	0:12.30 [1] (0:12.30)
Average Speed [km/h]	40.8	56.1	55.6	55.2	56.4	55.6	56.4	61.3	63.8	64.3	58.7
Top Speed [km/h]	58.1	57.3	56.5	55.6	57.8	56.6	59.9	62.8	65.0	65.8	62.5
Avg. Dist. to Rail [m]	7.9	0.4	1.2	2.2	2.8	3.4	2.8	1.7	0.9	2.6	3.6
Avg. Stride Freq. [Hz]	2.1	2.2	2.1	2.2	2.1	1.9	2.0	2.1	2.4	2.4	2.3
Avg. Stride Length [m]	5.4	7.1	7.3	7.1	7.4	8.1	7.8	8.1	7.5	7.5	7.1



- [ ] Ranking at each section and finish
- .-.- No data available at this section
- NA No data available



Horse/Jockey Name	Mubariz
Final Rank	2
Fastest Section Time (Section)	0:11.55 (600m)
Top Speed [km/h] (Section)	63.0 (600m)
Race State	Finished



### Eagle Farm QLD Professional

Race 2: MOUNT FRANKLIN BENCHMARK 90 Handicap - 2200m

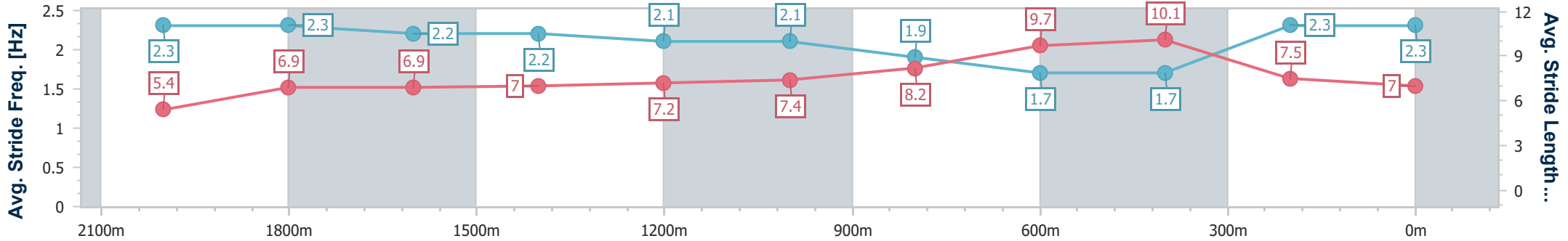
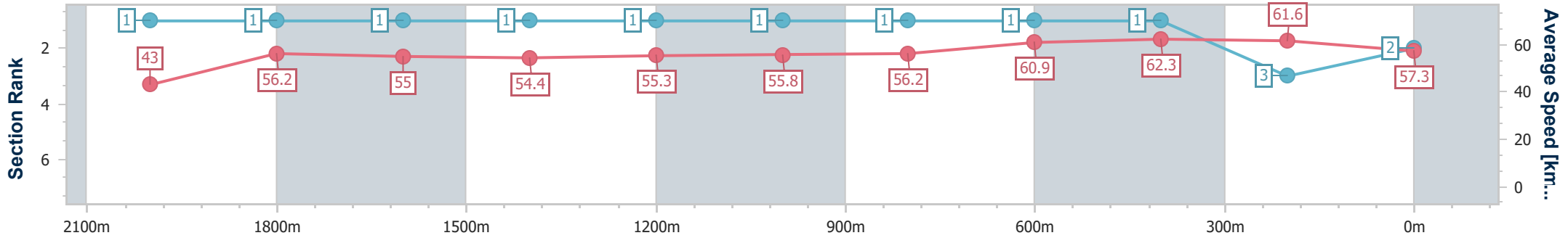
05 August 2023 - 12:13

Track Rating: Soft 5, Weather: Fine, Rail Position: +5m Entire Course



BRISBANE RACING CLUB

Section	Overall	2000m	1800m	1600m	1400m	1200m	1000m	800m	600m	400m	200m
Section Times	2:22.51 [2] (0:16.76)	2:05.75 [1] (0:12.72)	1:53.03 [1] (0:13.15)	1:39.88 [1] (0:13.28)	1:26.60 [1] (0:13.03)	1:13.57 [1] (0:12.93)	1:00.64 [1] (0:12.92)	0:47.72 [1] (0:11.86)	0:35.86 [1] (0:11.55)	0:24.31 [1] (0:11.71)	0:12.60 [3] (0:12.60)
Average Speed [km/h]	43.0	56.2	55.0	54.4	55.3	55.8	56.2	60.9	62.3	61.6	57.3
Top Speed [km/h]	61.2	58.0	56.1	55.0	56.7	56.8	58.6	62.3	63.0	62.9	60.0
Avg. Dist. to Rail [m]	8.8	1.2	0.8	1.6	1.4	2.3	1.8	0.6	0.3	1.4	2.4
Avg. Stride Freq. [Hz]	2.3	2.3	2.2	2.2	2.1	2.1	1.9	1.7	1.7	2.3	2.3
Avg. Stride Length [m]	5.4	6.9	6.9	7.0	7.2	7.4	8.2	9.7	10.1	7.5	7.0



- [ ] Ranking at each section and finish
- .-.- No data available at this section
- NA No data available



Horse/Jockey Name	Shameless Miss
Final Rank	3
Fastest Section Time (Section)	0:11.63 (400m)
Top Speed [km/h] (Section)	63.7 (400m)
Race State	Finished



Eagle Farm QLD Professional

Race 2: MOUNT FRANKLIN BENCHMARK 90 Handicap - 2200m

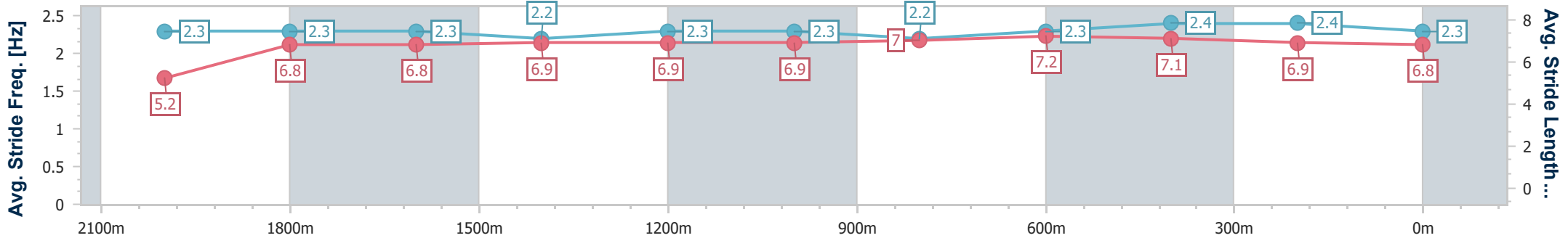
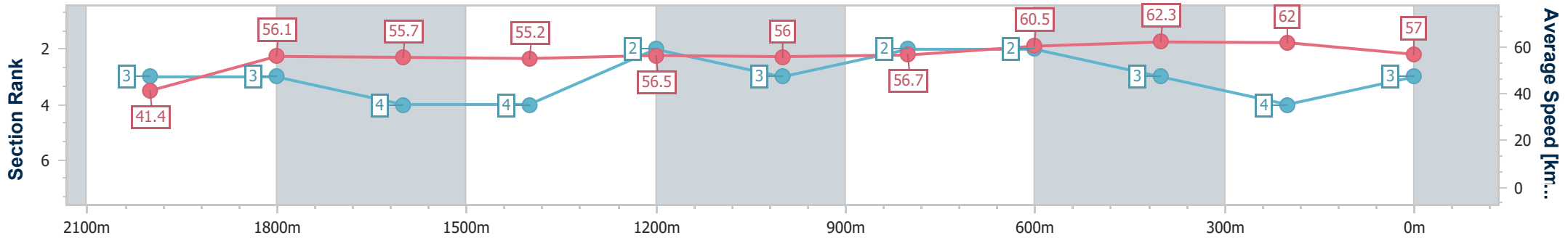
05 August 2023 - 12:13

Track Rating: Soft 5, Weather: Fine, Rail Position: +5m Entire Course



BRISBANE RACING CLUB

Section	Overall	2000m	1800m	1600m	1400m	1200m	1000m	800m	600m	400m	200m
Section Times	2:22.62 [3] (0:17.36)	2:05.26 [3] (0:12.79)	1:52.47 [3] (0:13.08)	1:39.39 [4] (0:13.20)	1:26.19 [4] (0:12.76)	1:13.43 [2] (0:12.89)	1:00.54 [3] (0:12.76)	0:47.78 [2] (0:11.86)	0:35.92 [2] (0:11.64)	0:24.28 [3] (0:11.63)	0:12.65 [4] (0:12.65)
Average Speed [km/h]	41.4	56.1	55.7	55.2	56.5	56.0	56.7	60.5	62.3	62.0	57.0
Top Speed [km/h]	57.5	57.3	55.9	55.8	57.3	56.6	58.8	61.8	63.2	63.7	59.9
Avg. Dist. to Rail [m]	7.1	1.0	2.4	3.2	3.3	3.2	0.9	0.9	1.5	6.1	8.3
Avg. Stride Freq. [Hz]	2.3	2.3	2.3	2.2	2.3	2.3	2.2	2.3	2.4	2.4	2.3
Avg. Stride Length [m]	5.2	6.8	6.8	6.9	6.9	6.9	7.0	7.2	7.1	6.9	6.8



- [ ] Ranking at each section and finish
- .-.- No data available at this section
- NA No data available



Horse/Jockey Name	Mirann
Final Rank	4
Fastest Section Time (Section)	0:11.44 (600m)
Top Speed [km/h] (Section)	63.7 (400m)
Race State	Finished



Eagle Farm QLD Professional



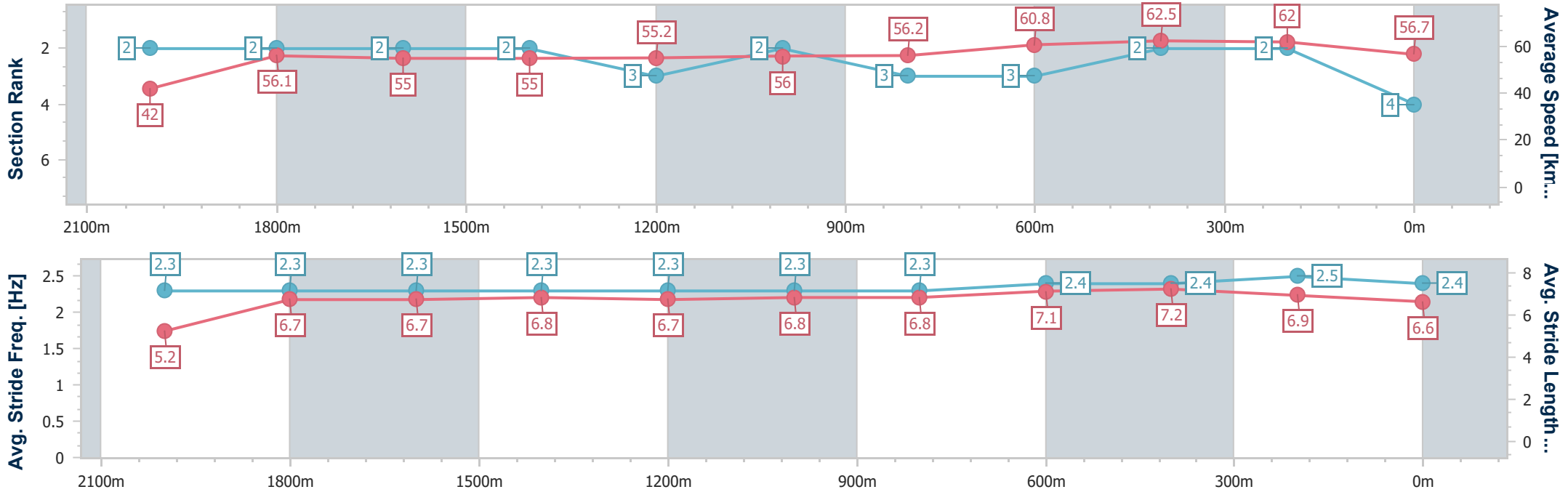
Race 2: MOUNT FRANKLIN BENCHMARK 90 Handicap - 2200m

05 August 2023 - 12:13

Track Rating: Soft 5, Weather: Fine, Rail Position: +5m Entire Course

BRISBANE RACING CLUB

Section	Overall	2000m	1800m	1600m	1400m	1200m	1000m	800m	600m	400m	200m
Section Times	2:22.64 [4] (0:17.11)	2:05.53 [2] (0:12.78)	1:52.75 [2] (0:13.09)	1:39.66 [2] (0:13.17)	1:26.49 [2] (0:13.06)	1:13.43 [3] (0:12.86)	1:00.57 [2] (0:12.90)	0:47.67 [3] (0:11.85)	0:35.82 [3] (0:11.44)	0:24.38 [2] (0:11.62)	0:12.76 [2] (0:12.76)
Average Speed [km/h]	42.0	56.1	55.0	55.0	55.2	56.0	56.2	60.8	62.5	62.0	56.7
Top Speed [km/h]	60.6	57.3	55.4	55.7	56.9	57.4	58.9	62.7	63.4	63.7	60.0
Avg. Dist. to Rail [m]	7.4	1.0	0.4	1.0	1.4	1.5	0.9	0.3	1.2	0.8	2.3
Avg. Stride Freq. [Hz]	2.3	2.3	2.3	2.3	2.3	2.3	2.3	2.4	2.4	2.5	2.4
Avg. Stride Length [m]	5.2	6.7	6.7	6.8	6.7	6.8	6.8	7.1	7.2	6.9	6.6



- [ ] Ranking at each section and finish
- .-.- No data available at this section
- NA No data available



Horse/Jockey Name	Bartholomeu Dias
Final Rank	5
Fastest Section Time (Section)	0:11.49 (600m)
Top Speed [km/h] (Section)	64.3 (600m)
Race State	Finished



### Eagle Farm QLD Professional

Race 2: MOUNT FRANKLIN BENCHMARK 90 Handicap - 2200m

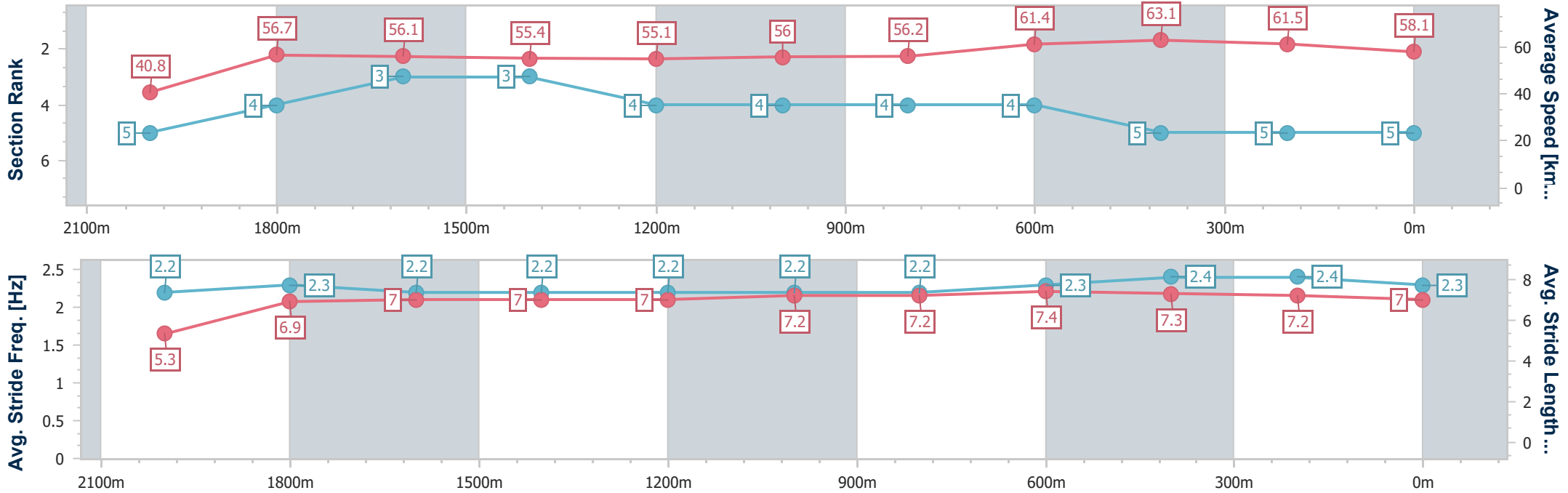
05 August 2023 - 12:13

Track Rating: Soft 5, Weather: Fine, Rail Position: +5m Entire Course



BRISBANE RACING CLUB

Section	Overall	2000m	1800m	1600m	1400m	1200m	1000m	800m	600m	400m	200m
Section Times	2:22.70 [5] (0:17.68)	2:05.02 [5] (0:12.64)	1:52.38 [4] (0:12.87)	1:39.51 [3] (0:13.08)	1:26.43 [3] (0:13.10)	1:13.33 [4] (0:12.86)	1:00.47 [4] (0:12.97)	0:47.50 [4] (0:11.85)	0:35.65 [4] (0:11.49)	0:24.16 [5] (0:11.72)	0:12.44 [5] (0:12.44)
Average Speed [km/h]	40.8	56.7	56.1	55.4	55.1	56.0	56.2	61.4	63.1	61.5	58.1
Top Speed [km/h]	59.3	57.8	57.5	55.9	57.0	56.9	59.4	63.6	64.3	62.5	59.7
Avg. Dist. to Rail [m]	7.7	0.9	0.7	2.0	2.5	2.7	2.4	2.2	1.8	3.0	1.7
Avg. Stride Freq. [Hz]	2.2	2.3	2.2	2.2	2.2	2.2	2.2	2.3	2.4	2.4	2.3
Avg. Stride Length [m]	5.3	6.9	7.0	7.0	7.0	7.2	7.2	7.4	7.3	7.2	7.0



- [ ] Ranking at each section and finish
- .-.-.- No data available at this section
- NA No data available