



Ipswich QLD Professional
Race 8: TAB Colts, Geldings and Entires RATINGS BAND 0 - 58
Handicap - 1200m
04 August 2023 - 16:52



Track Rating: Soft 5, Weather: Overcast, Rail Position: +6m Entire

Section		Overall	1000m	800m	600m	400m	200m	Last 600m					
Field Times		1:11.80 (0:13.92)	0:57.88 (0:11.23)	0:46.65 (0:11.73)	0:34.92 (0:11.68)	0:23.24 (0:11.50)	0:11.74 (0:11.74)	0:34.92					
Rank	TAB Horse/Jockey	Barrier	Top Speed [km/h]	Fastest Section							Margin	Distance Travelled [m]	
1	13 SHATTER PROOF Alisha Donald	2	65.6 1000m	0:11.23 1000m	1:11.80 [1] (0:13.92)	0:57.88 [1] (0:11.23)	0:46.65 [1] (0:11.73)	0:34.92 [1] (0:11.68)	0:23.24 [1] (0:11.50)	0:11.74 [1] (0:11.74)	1:11.80	0:34.92	
2	1 BOOMI'S BUDDY Jake Molloy	1	65.4 Overall	0:11.32 1000m	1:11.86 [2] (0:14.05)	0:57.81 [3] (0:11.32)	0:46.49 [3] (0:11.72)	0:34.77 [3] (0:11.71)	0:23.06 [3] (0:11.52)	0:11.54 [3] (0:11.54)	0.2L	0:34.77	+3
3	17 HUSSONHOFF Adin Thompson	3	65.6 1000m	0:11.35 400m	1:11.97 [3] (0:14.33)	0:57.64 [7] (0:11.38)	0:46.26 [6] (0:11.64)	0:34.62 [6] (0:11.68)	0:22.94 [6] (0:11.35)	0:11.59 [4] (0:11.59)	0.7L	0:34.62	+2
4	9 HEAT Morgan Butler	9	64.6 1000m	0:11.32 200m	1:12.01 [4] (0:14.68)	0:57.33 [12] (0:11.37)	0:45.96 [11] (0:11.61)	0:34.35 [9] (0:11.57)	0:22.78 [9] (0:11.46)	0:11.32 [9] (0:11.32)	0.9L	0:34.35	+3
5	5 ALL STARS Ben Thompson	11	66.5 1000m	0:11.23 1000m	1:12.28 [5] (0:14.50)	0:57.78 [9] (0:11.23)	0:46.55 [7] (0:11.68)	0:34.87 [7] (0:11.73)	0:23.14 [8] (0:11.37)	0:11.77 [6] (0:11.77)	2.4L	0:34.87	+12
6	15 ZEELUCK Jason Taylor	4	64.6 1000m	0:11.36 1000m	1:12.29 [6] (0:14.11)	0:58.18 [4] (0:11.36)	0:46.82 [4] (0:11.74)	0:35.08 [4] (0:11.73)	0:23.35 [5] (0:11.53)	0:11.82 [5] (0:11.82)	2.5L	0:35.08	+5
7	12 LUXOR PRINCE Andrew Spinks	6	65.7 Overall	0:11.28 1000m	1:12.33 [7] (0:13.97)	0:58.36 [2] (0:11.28)	0:47.08 [2] (0:11.75)	0:35.33 [2] (0:11.71)	0:23.62 [2] (0:11.54)	0:12.08 [2] (0:12.08)	2.7L	0:35.33	+5
8	22 DISTANT SECRET Nozi Tomizawa	22	64.7 400m	0:11.25 400m	1:12.44 [8] (0:14.41)	0:58.03 [8] (0:11.70)	0:46.33 [12] (0:11.87)	0:34.46 [12] (0:11.58)	0:22.88 [12] (0:11.25)	0:11.63 [10] (0:11.63)	3.2L	0:34.46	+5
9	19 EPAUVESCENT Cejay Graham	5	64.2 400m	0:11.46 400m	1:12.60 [9] (0:14.24)	0:58.36 [5] (0:11.54)	0:46.82 [8] (0:11.73)	0:35.09 [8] (0:11.59)	0:23.50 [7] (0:11.46)	0:12.04 [7] (0:12.04)	4L	0:35.09	+10
10	6 AVOCA Kenji Yoshida	7	66.2 1000m	0:11.27 1000m	1:12.92 [10] (0:14.24)	0:58.68 [6] (0:11.27)	0:47.41 [5] (0:11.72)	0:35.69 [5] (0:11.67)	0:24.02 [4] (0:11.68)	0:12.34 [8] (0:12.34)	5.8L	0:35.69	+8

Scratched: Sisyphean (#20), Master Red (#16), Heart Of Marble (#11), Midnight Drifter (#7), Devil Enuff (#2), He's A Devil (#3), King Dick (#14), Bankstown (#18), Secret Quality (#21), Virgo Vision (#4)

[] Ranking at each section and finish
 -:-:- No data available at this section
 NA No data available
 SCN Saddle cloth number
 DNF Did not finish
 DNT Did not track



Ipswich QLD Professional
Race 8: TAB Colts, Geldings and Entires RATINGS BAND 0 - 58
Handicap - 1200m
04 August 2023 - 16:52



Track Rating: Soft 5, Weather: Overcast, Rail Position: +6m Entire

Section	Overall	1000m	800m	600m	400m	200m	Last 600m
Field Times	1:11.80 (0:13.92)	0:57.88 (0:11.23)	0:46.65 (0:11.73)	0:34.92 (0:11.68)	0:23.24 (0:11.50)	0:11.74 (0:11.74)	0:34.92

Rank	TAB	Horse/Jockey	Barrier	Top Speed [km/h]	Fastest Section	Overall	1000m	800m	600m	400m	200m	Margin	Distance Travelled [m]
11	8	TIERRA DEL FUEGO	8	64.3	0:11.43	1:13.46 [11]	0:58.90 [11]	0:47.47 [9]	0:35.74 [10]	0:24.07 [11]	0:12.44 [11]	8.8L	0:35.74 +8
		Micheal Hellyer		1000m	1000m	(0:14.56)	(0:11.43)	(0:11.73)	(0:11.67)	(0:11.63)	(0:12.44)		
12	10	ELLOWS HALL	14	64.0	0:11.47	1:13.49 [12]	0:58.97 [10]	0:47.50 [10]	0:35.75 [11]	0:24.13 [10]	0:12.41 [12]	9L	0:35.75 +8
		Michael Cahill		1000m	1000m	(0:14.52)	(0:11.47)	(0:11.75)	(0:11.62)	(0:11.72)	(0:12.41)		

Scratched: Sisyphean (#20), Master Red (#16), Heart Of Marble (#11), Midnight Drifter (#7), Devil Enuff (#2), He's A Devil (#3), King Dick (#14), Bankstown (#18), Secret Quality (#21), Virgo Vision (#4)



Horse/Jockey Name	Shatter Proof
Final Rank	1
Fastest Section Time (Section)	0:11.23 (1000m)
Top Speed [km/h] (Section)	65.6 (1000m)
Race State	Finished



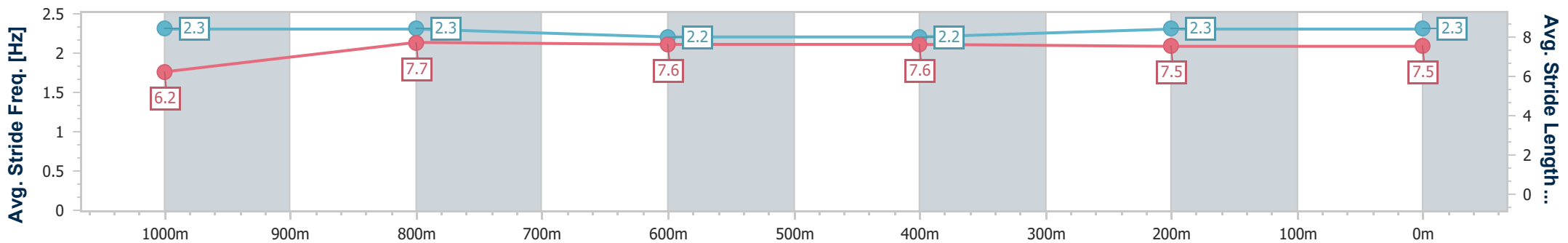
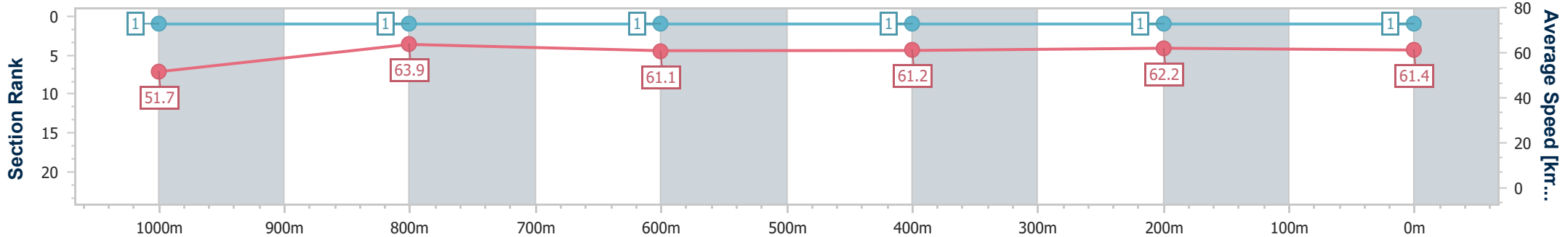
Ipswich QLD Professional
 Race 8: TAB Colts, Geldings and Entires RATINGS BAND 0 - 58
 Handicap - 1200m



04 August 2023 - 16:52

Track Rating: Soft 5, Weather: Overcast, Rail Position: +6m Entire

Section	Overall	1000m	800m	600m	400m	200m
Section Times	1:11.80 [1] (0:13.92)	0:57.88 [1] (0:11.23)	0:46.65 [1] (0:11.73)	0:34.92 [1] (0:11.68)	0:23.24 [1] (0:11.50)	0:11.74 [1] (0:11.74)
Average Speed [km/h]	51.7	63.9	61.1	61.2	62.2	61.4
Top Speed [km/h]	65.3	65.6	62.7	62.7	63.1	62.7
Avg. Dist. to Rail [m]	2.4	1.0	1.7	1.7	1.1	2.0
Avg. Stride Freq. [Hz]	2.3	2.3	2.2	2.2	2.3	2.3
Avg. Stride Length [m]	6.2	7.7	7.6	7.6	7.5	7.5



- [] Ranking at each section and finish
- .-.- No data available at this section
- NA No data available



Horse/Jockey Name	Boomi's Buddy
Final Rank	2
Fastest Section Time (Section)	0:11.32 (1000m)
Top Speed [km/h] (Section)	65.4 (Overall)
Race State	Finished



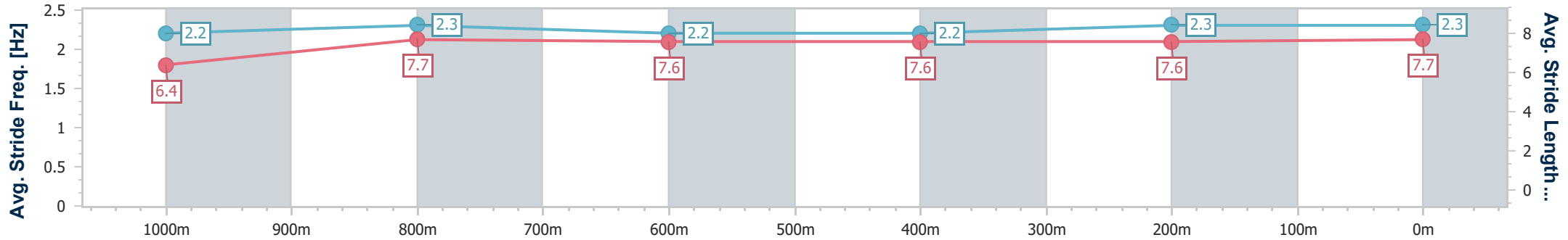
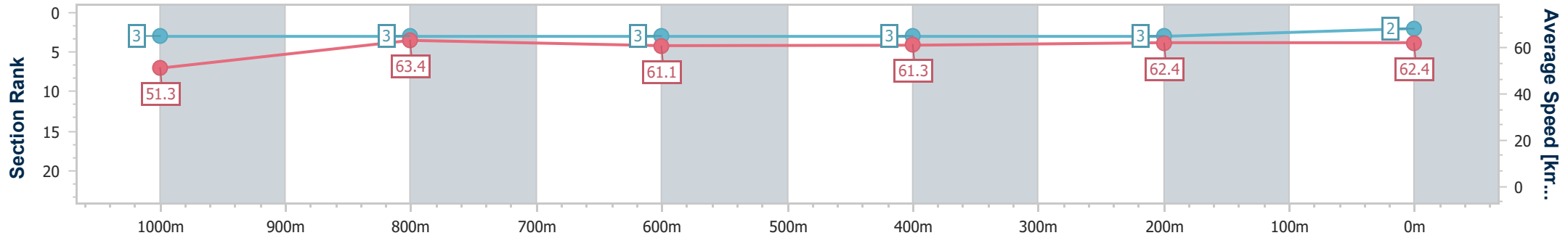
Ipswich QLD Professional
 Race 8: TAB Colts, Geldings and Entires RATINGS BAND 0 - 58
 Handicap - 1200m



04 August 2023 - 16:52

Track Rating: Soft 5, Weather: Overcast, Rail Position: +6m Entire

Section	Overall	1000m	800m	600m	400m	200m
Section Times	1:11.86 [2] (0:14.05)	0:57.81 [3] (0:11.32)	0:46.49 [3] (0:11.72)	0:34.77 [3] (0:11.71)	0:23.06 [3] (0:11.52)	0:11.54 [3] (0:11.54)
Average Speed [km/h]	51.3	63.4	61.1	61.3	62.4	62.4
Top Speed [km/h]	65.4	65.4	63.4	62.2	63.5	63.2
Avg. Dist. to Rail [m]	0.7	1.2	1.0	0.8	0.5	3.2
Avg. Stride Freq. [Hz]	2.2	2.3	2.2	2.2	2.3	2.3
Avg. Stride Length [m]	6.4	7.7	7.6	7.6	7.6	7.7



- [] Ranking at each section and finish
- .-.- No data available at this section
- NA No data available



Horse/Jockey Name	Hussonhoff
Final Rank	3
Fastest Section Time (Section)	0:11.35 (400m)
Top Speed [km/h] (Section)	65.6 (1000m)
Race State	Finished



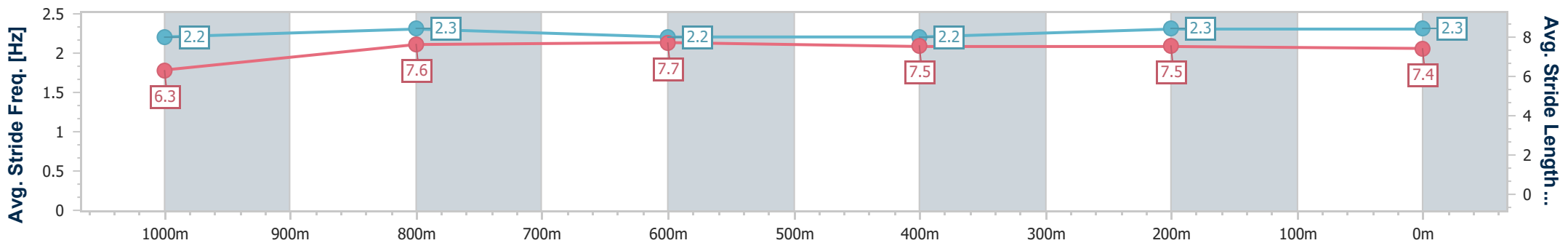
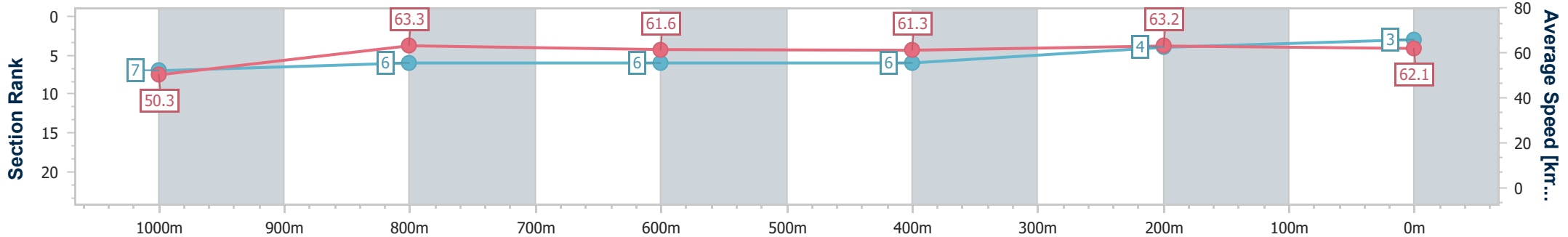
Ipswich QLD Professional
Race 8: TAB Colts, Geldings and Entires RATINGS BAND 0 - 58
Handicap - 1200m



04 August 2023 - 16:52

Track Rating: Soft 5, Weather: Overcast, Rail Position: +6m Entire

Section	Overall	1000m	800m	600m	400m	200m
Section Times	1:11.97 [3] (0:14.33)	0:57.64 [7] (0:11.38)	0:46.26 [6] (0:11.64)	0:34.62 [6] (0:11.68)	0:22.94 [6] (0:11.35)	0:11.59 [4]
Average Speed [km/h]	50.3	63.3	61.6	61.3	63.2	62.1
Top Speed [km/h]	64.7	65.6	63.3	62.2	64.0	64.0
Avg. Dist. to Rail [m]	3.2	0.3	0.9	1.3	1.2	3.7
Avg. Stride Freq. [Hz]	2.2	2.3	2.2	2.2	2.3	2.3
Avg. Stride Length [m]	6.3	7.6	7.7	7.5	7.5	7.4



- [] Ranking at each section and finish
- .-.- No data available at this section
- NA No data available



Horse/Jockey Name	Heat
Final Rank	4
Fastest Section Time (Section)	0:11.32 (200m)
Top Speed [km/h] (Section)	64.6 (1000m)
Race State	Finished



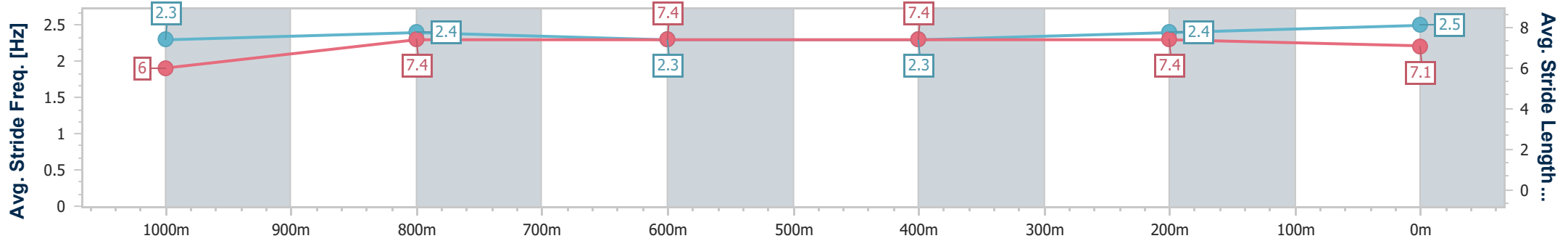
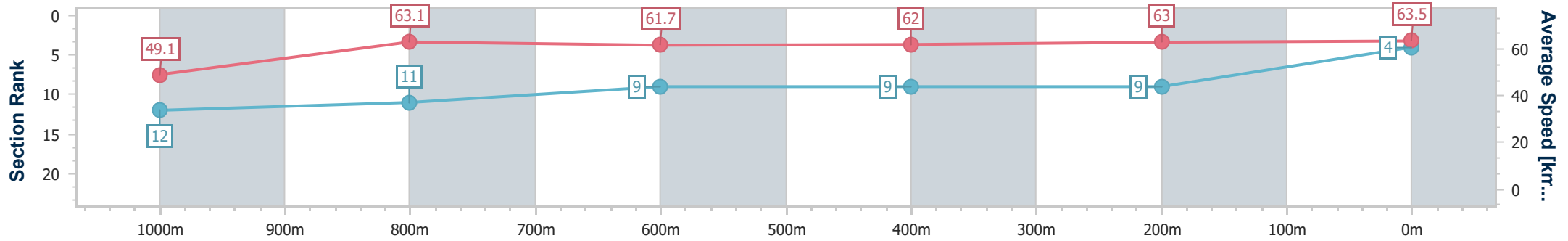
Ipswich QLD Professional
Race 8: TAB Colts, Geldings and Entires RATINGS BAND 0 - 58
Handicap - 1200m



04 August 2023 - 16:52

Track Rating: Soft 5, Weather: Overcast, Rail Position: +6m Entire

Section	Overall	1000m	800m	600m	400m	200m
Section Times	1:12.01 [4] (0:14.68)	0:57.33 [12] (0:11.37)	0:45.96 [11] (0:11.61)	0:34.35 [9] (0:11.57)	0:22.78 [9] (0:11.46)	0:11.32 [9]
Average Speed [km/h]	49.1	63.1	61.7	62.0	63.0	63.5
Top Speed [km/h]	63.7	64.6	62.9	63.0	63.5	64.3
Avg. Dist. to Rail [m]	5.0	0.8	1.2	1.1	2.1	6.9
Avg. Stride Freq. [Hz]	2.3	2.4	2.3	2.3	2.4	2.5
Avg. Stride Length [m]	6.0	7.4	7.4	7.4	7.4	7.1



- [] Ranking at each section and finish
- .-.- No data available at this section
- NA No data available



Horse/Jockey Name	All Stars
Final Rank	5
Fastest Section Time (Section)	0:11.23 (1000m)
Top Speed [km/h] (Section)	66.5 (1000m)
Race State	Finished



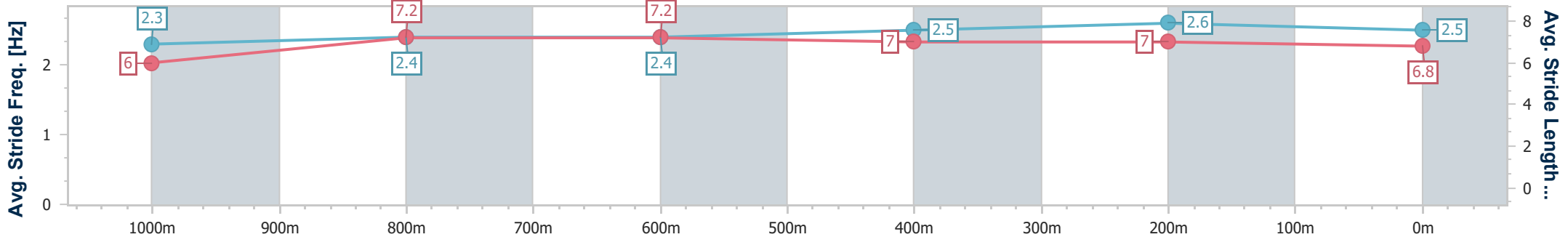
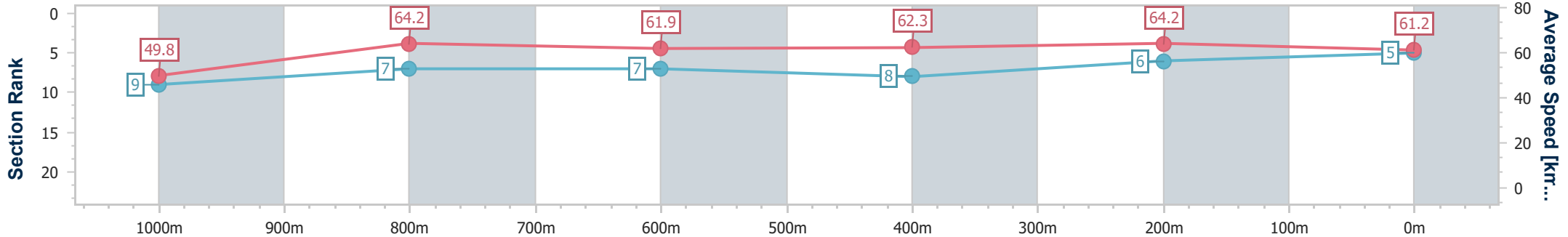
Ipswich QLD Professional
Race 8: TAB Colts, Geldings and Entires RATINGS BAND 0 - 58
Handicap - 1200m



04 August 2023 - 16:52

Track Rating: Soft 5, Weather: Overcast, Rail Position: +6m Entire

Section	Overall	1000m	800m	600m	400m	200m
Section Times	1:12.28 [5] (0:14.50)	0:57.78 [9] (0:11.23)	0:46.55 [7] (0:11.68)	0:34.87 [7] (0:11.73)	0:23.14 [8] (0:11.37)	0:11.77 [6]
Average Speed [km/h]	49.8	64.2	61.9	62.3	64.2	61.2
Top Speed [km/h]	66.3	66.5	64.1	64.6	65.6	64.9
Avg. Dist. to Rail [m]	6.6	0.5	1.1	3.8	3.9	5.2
Avg. Stride Freq. [Hz]	2.3	2.4	2.4	2.5	2.6	2.5
Avg. Stride Length [m]	6.0	7.2	7.2	7.0	7.0	6.8



- [] Ranking at each section and finish
- .-.- No data available at this section
- NA No data available



Horse/Jockey Name	Zeeluck
Final Rank	6
Fastest Section Time (Section)	0:11.36 (1000m)
Top Speed [km/h] (Section)	64.6 (1000m)
Race State	Finished



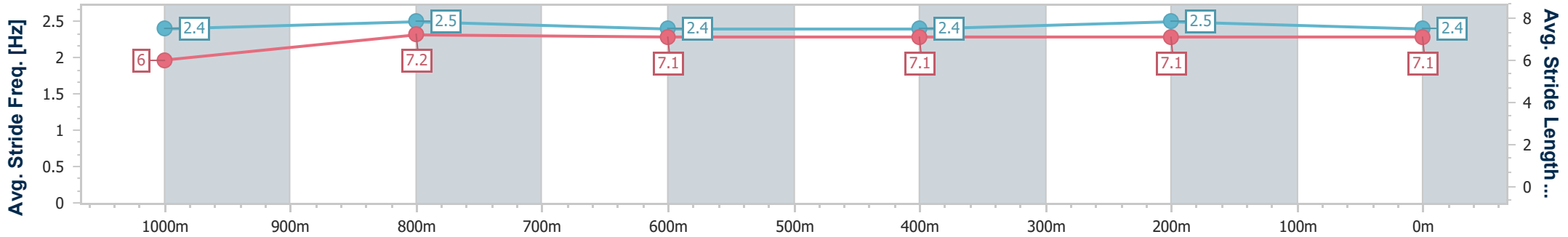
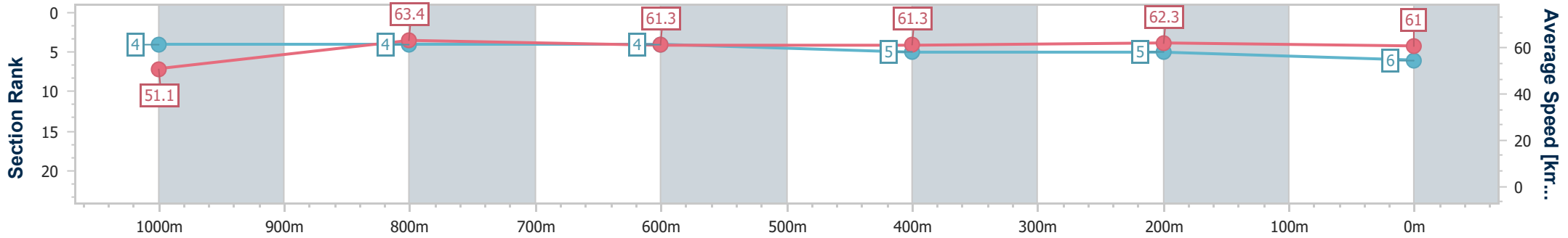
Ipswich QLD Professional
 Race 8: TAB Colts, Geldings and Entires RATINGS BAND 0 - 58
 Handicap - 1200m



04 August 2023 - 16:52

Track Rating: Soft 5, Weather: Overcast, Rail Position: +6m Entire

Section	Overall	1000m	800m	600m	400m	200m
Section Times	1:12.29 [6] (0:14.11)	0:58.18 [4] (0:11.36)	0:46.82 [4] (0:11.74)	0:35.08 [4] (0:11.73)	0:23.35 [5] (0:11.53)	0:11.82 [5] (0:11.82)
Average Speed [km/h]	51.1	63.4	61.3	61.3	62.3	61.0
Top Speed [km/h]	64.5	64.6	63.2	62.2	63.0	62.2
Avg. Dist. to Rail [m]	3.2	0.6	0.2	0.5	1.0	4.0
Avg. Stride Freq. [Hz]	2.4	2.5	2.4	2.4	2.5	2.4
Avg. Stride Length [m]	6.0	7.2	7.1	7.1	7.1	7.1



- [] Ranking at each section and finish
- .-.- No data available at this section
- NA No data available



Horse/Jockey Name	Luxor Prince
Final Rank	7
Fastest Section Time (Section)	0:11.28 (1000m)
Top Speed [km/h] (Section)	65.7 (Overall)
Race State	Finished



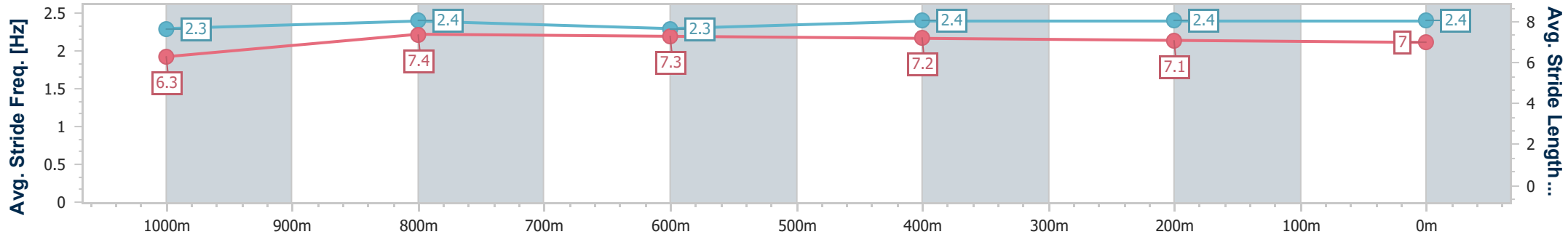
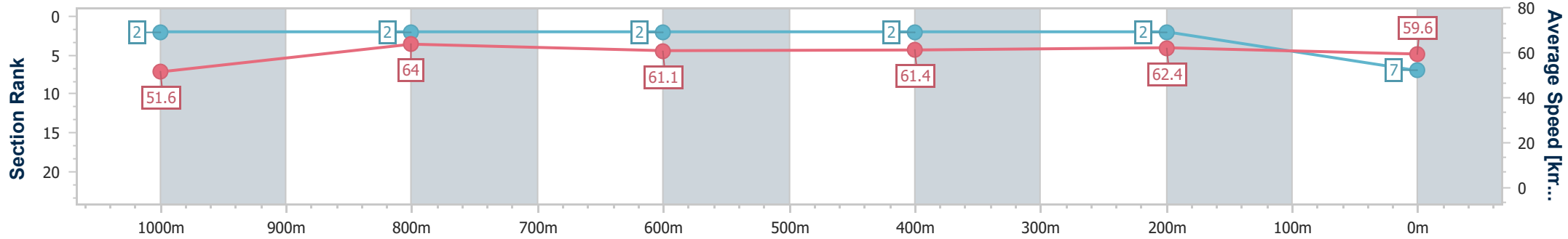
Ipswich QLD Professional
Race 8: TAB Colts, Geldings and Entires RATINGS BAND 0 - 58
Handicap - 1200m



04 August 2023 - 16:52

Track Rating: Soft 5, Weather: Overcast, Rail Position: +6m Entire

Section	Overall	1000m	800m	600m	400m	200m
Section Times	1:12.33 [7] (0:13.97)	0:58.36 [2] (0:11.28)	0:47.08 [2] (0:11.75)	0:35.33 [2] (0:11.71)	0:23.62 [2] (0:11.54)	0:12.08 [2] (0:12.08)
Average Speed [km/h]	51.6	64.0	61.1	61.4	62.4	59.6
Top Speed [km/h]	65.7	64.8	63.1	62.6	63.6	62.1
Avg. Dist. to Rail [m]	5.8	1.8	0.2	0.6	0.8	3.1
Avg. Stride Freq. [Hz]	2.3	2.4	2.3	2.4	2.4	2.4
Avg. Stride Length [m]	6.3	7.4	7.3	7.2	7.1	7.0



- [] Ranking at each section and finish
- .-.- No data available at this section
- NA No data available



Horse/Jockey Name	Distant Secret
Final Rank	8
Fastest Section Time (Section)	0:11.25 (400m)
Top Speed [km/h] (Section)	64.7 (400m)
Race State	Finished



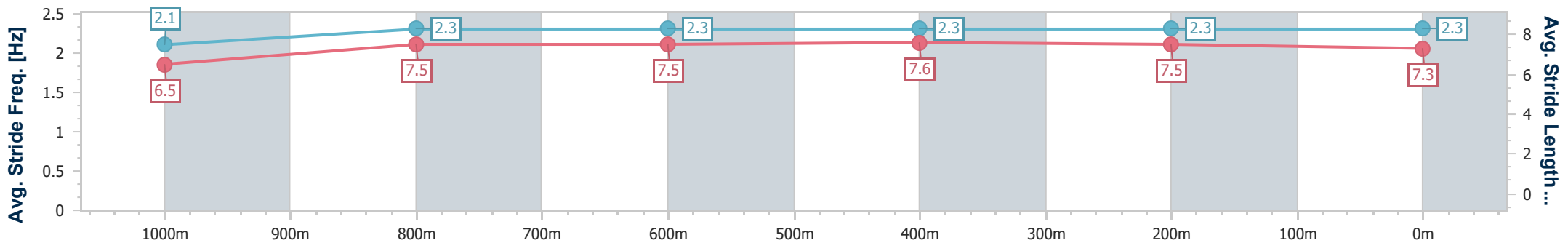
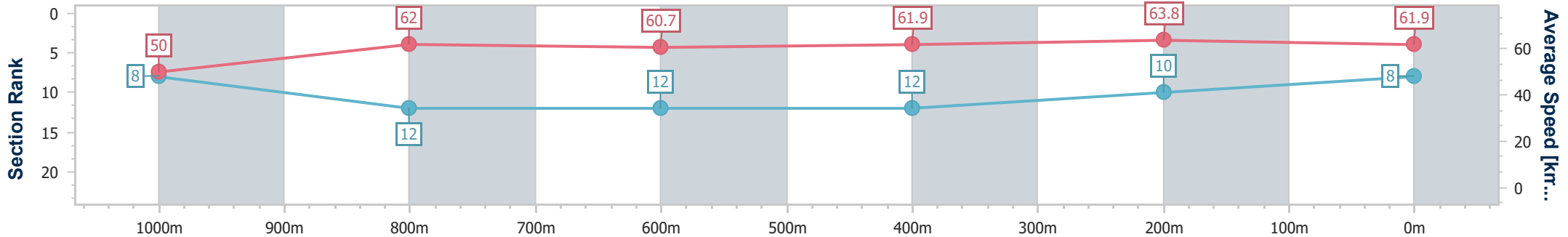
Ipswich QLD Professional
Race 8: TAB Colts, Geldings and Entires RATINGS BAND 0 - 58
Handicap - 1200m



04 August 2023 - 16:52

Track Rating: Soft 5, Weather: Overcast, Rail Position: +6m Entire

Section	Overall	1000m	800m	600m	400m	200m
Section Times	1:12.44 [8] (0:14.41)	0:58.03 [8] (0:11.70)	0:46.33 [12] (0:11.87)	0:34.46 [12] (0:11.58)	0:22.88 [12] (0:11.25)	0:11.63 [10] (0:11.63)
Average Speed [km/h]	50.0	62.0	60.7	61.9	63.8	61.9
Top Speed [km/h]	63.0	63.2	62.1	63.4	64.7	64.6
Avg. Dist. to Rail [m]	10.5	4.2	0.8	0.9	0.5	0.2
Avg. Stride Freq. [Hz]	2.1	2.3	2.3	2.3	2.3	2.3
Avg. Stride Length [m]	6.5	7.5	7.5	7.6	7.5	7.3



- [] Ranking at each section and finish
- .-.- No data available at this section
- NA No data available



Horse/Jockey Name	Epauvescent
Final Rank	9
Fastest Section Time (Section)	0:11.46 (400m)
Top Speed [km/h] (Section)	64.2 (400m)
Race State	Finished



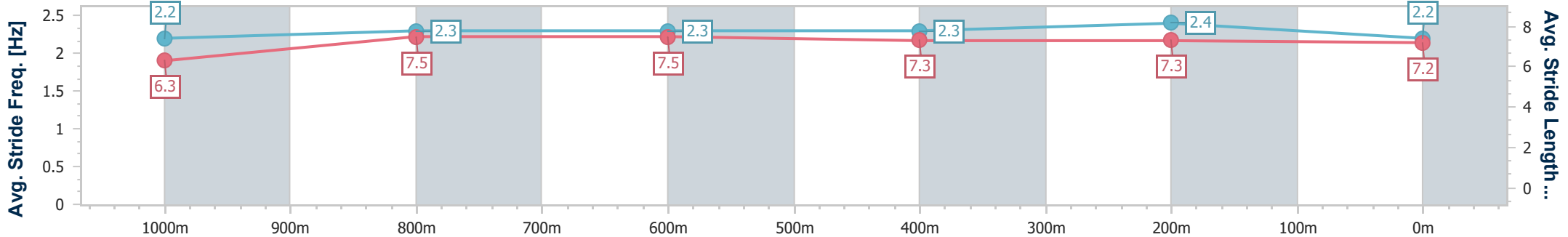
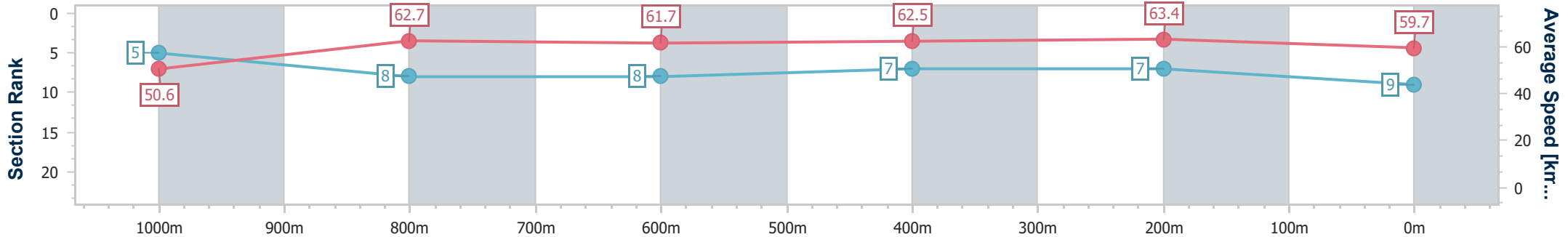
Ipswich QLD Professional
Race 8: TAB Colts, Geldings and Entires RATINGS BAND 0 - 58
Handicap - 1200m



04 August 2023 - 16:52

Track Rating: Soft 5, Weather: Overcast, Rail Position: +6m Entire

Section	Overall	1000m	800m	600m	400m	200m
Section Times	1:12.60 [9] (0:14.24)	0:58.36 [5] (0:11.54)	0:46.82 [8] (0:11.73)	0:35.09 [8] (0:11.59)	0:23.50 [7] (0:11.46)	0:12.04 [7] (0:12.04)
Average Speed [km/h]	50.6	62.7	61.7	62.5	63.4	59.7
Top Speed [km/h]	62.5	64.0	63.2	64.1	64.2	63.4
Avg. Dist. to Rail [m]	5.2	2.2	0.9	1.6	3.4	6.6
Avg. Stride Freq. [Hz]	2.2	2.3	2.3	2.3	2.4	2.2
Avg. Stride Length [m]	6.3	7.5	7.5	7.3	7.3	7.2



- [] Ranking at each section and finish
- .-.- No data available at this section
- NA No data available



Horse/Jockey Name	Avoca
Final Rank	10
Fastest Section Time (Section)	0:11.27 (1000m)
Top Speed [km/h] (Section)	66.2 (1000m)
Race State	Finished



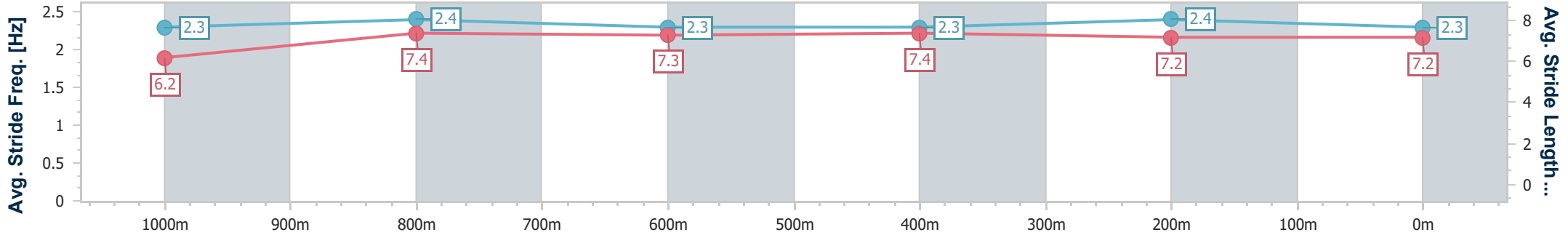
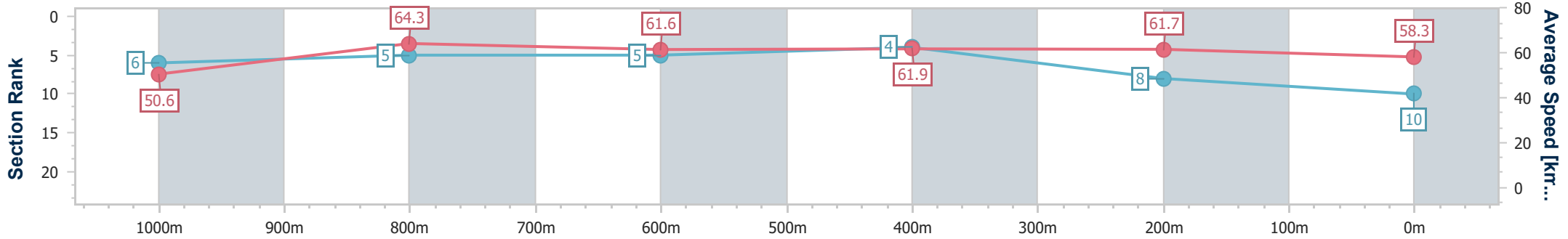
Ipswich QLD Professional
Race 8: TAB Colts, Geldings and Entires RATINGS BAND 0 - 58
Handicap - 1200m



04 August 2023 - 16:52

Track Rating: Soft 5, Weather: Overcast, Rail Position: +6m Entire

Section	Overall	1000m	800m	600m	400m	200m
Section Times	1:12.92 [10] (0:14.24)	0:58.68 [6] (0:11.27)	0:47.41 [5] (0:11.72)	0:35.69 [5] (0:11.67)	0:24.02 [4] (0:11.68)	0:12.34 [8]
Average Speed [km/h]	50.6	64.3	61.6	61.9	61.7	58.3
Top Speed [km/h]	63.6	66.2	62.9	62.5	62.4	61.0
Avg. Dist. to Rail [m]	7.0	2.8	0.8	0.9	1.2	3.7
Avg. Stride Freq. [Hz]	2.3	2.4	2.3	2.3	2.4	2.3
Avg. Stride Length [m]	6.2	7.4	7.3	7.4	7.2	7.2



- [] Ranking at each section and finish
- .-.- No data available at this section
- NA No data available



Horse/Jockey Name	Tierra Del Fuego
Final Rank	11
Fastest Section Time (Section)	0:11.43 (1000m)
Top Speed [km/h] (Section)	64.3 (1000m)
Race State	Finished



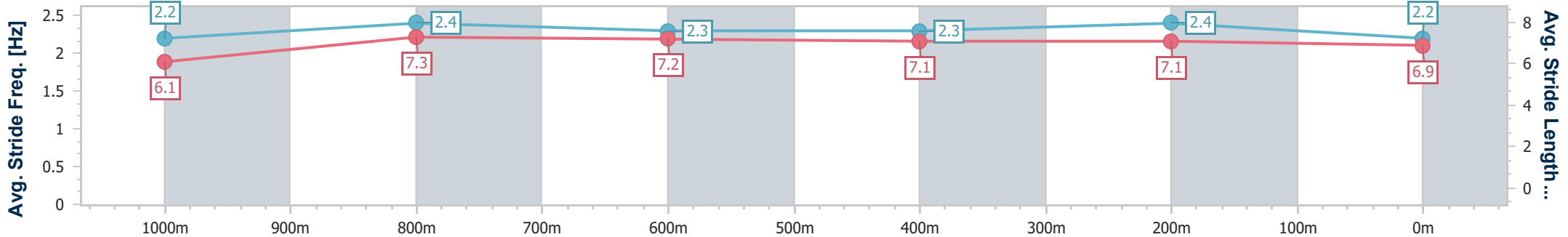
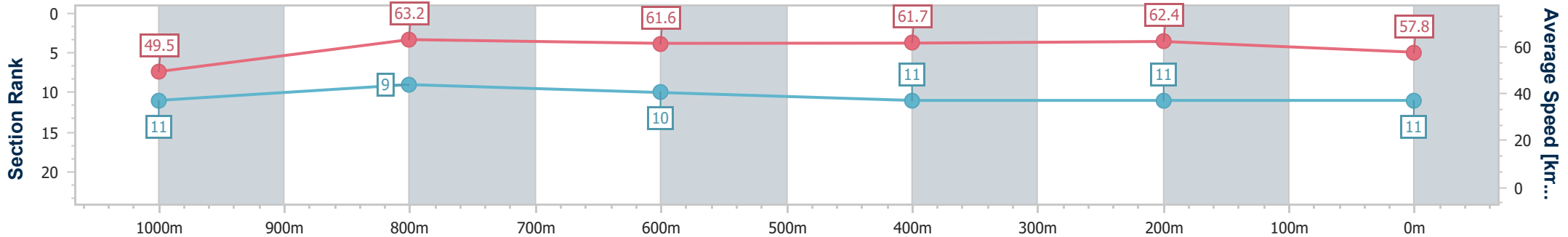
Ipswich QLD Professional
 Race 8: TAB Colts, Geldings and Entires RATINGS BAND 0 - 58
 Handicap - 1200m



04 August 2023 - 16:52

Track Rating: Soft 5, Weather: Overcast, Rail Position: +6m Entire

Section	Overall	1000m	800m	600m	400m	200m
Section Times	1:13.46 [11] (0:14.56)	0:58.90 [11] (0:11.43)	0:47.47 [9] (0:11.73)	0:35.74 [10] (0:11.67)	0:24.07 [11] (0:11.63)	0:12.44 [11] (0:12.44)
Average Speed [km/h]	49.5	63.2	61.6	61.7	62.4	57.8
Top Speed [km/h]	63.5	64.3	62.3	62.6	62.7	62.1
Avg. Dist. to Rail [m]	6.4	1.4	0.6	0.7	2.7	5.3
Avg. Stride Freq. [Hz]	2.2	2.4	2.3	2.3	2.4	2.2
Avg. Stride Length [m]	6.1	7.3	7.2	7.1	7.1	6.9



- [] Ranking at each section and finish
- .-.- No data available at this section
- NA No data available



Horse/Jockey Name	Ellows Hall
Final Rank	12
Fastest Section Time (Section)	0:11.47 (1000m)
Top Speed [km/h] (Section)	64.0 (1000m)
Race State	Finished



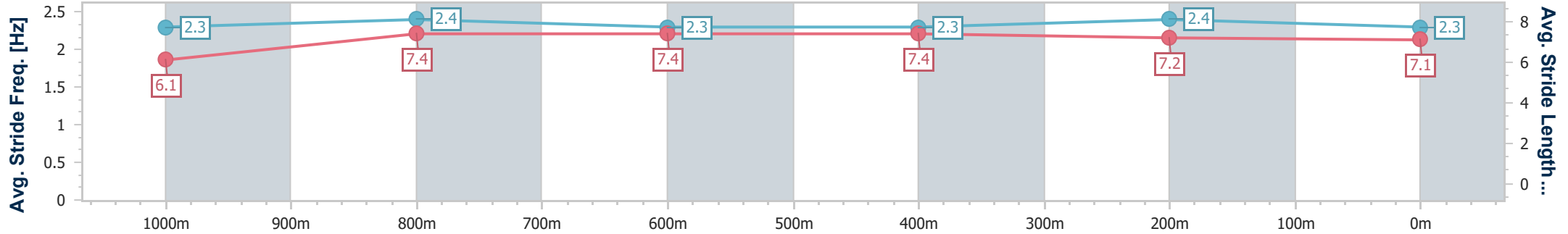
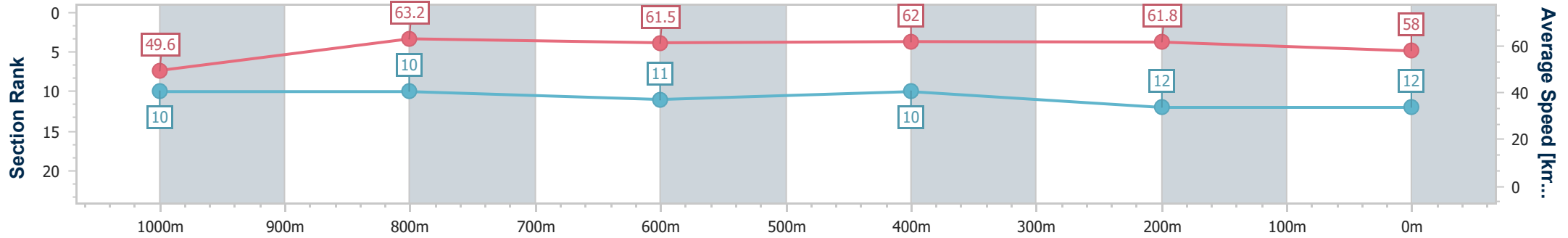
Ipswich QLD Professional
Race 8: TAB Colts, Geldings and Entires RATINGS BAND 0 - 58
Handicap - 1200m



04 August 2023 - 16:52

Track Rating: Soft 5, Weather: Overcast, Rail Position: +6m Entire

Section	Overall	1000m	800m	600m	400m	200m
Section Times	1:13.49 [12] (0:14.52)	0:58.97 [10] (0:11.47)	0:47.50 [10] (0:11.75)	0:35.75 [11] (0:11.62)	0:24.13 [10] (0:11.72)	0:12.41 [12] (0:12.41)
Average Speed [km/h]	49.6	63.2	61.5	62.0	61.8	58.0
Top Speed [km/h]	63.5	64.0	62.5	63.9	63.6	61.3
Avg. Dist. to Rail [m]	9.6	3.4	0.5	0.8	3.5	7.0
Avg. Stride Freq. [Hz]	2.3	2.4	2.3	2.3	2.4	2.3
Avg. Stride Length [m]	6.1	7.4	7.4	7.4	7.2	7.1



- [] Ranking at each section and finish
- .-.- No data available at this section
- NA No data available