

Track Rating: Soft 5, Weather: Overcast, Rail Position: +6m Entire

| Section | | | | | | | | | | | | Last 600m | | | | |
|-------------|-----|--|----------------------|----------------------|----------------------|---------------------------|---------------------------|---------------------------|---------------------------|---------------------------|---------------------------|-----------|---------|--|--|------------------------|
| Field Times | | Overall | 1200m | 1000m | 800m | 600m | 400m | | | | | | 0:35.43 | | | |
| | | 1:20.58 (0:11.25) | 1:09.33 (0:11.15) | 0:58.18 (0:11.19) | 0:46.99 (0:11.56) | 0:35.43 (0:11.69) | 0:23.74 (0:11.67) | | | | | | | | | |
| Rank | TAB | Horse/Jockey | Barrier | Top Speed [km/h] | Fastest Section | | | | | | | | | | | Distance Travelled [m] |
| 1 | 2 | OLYMPIC LEGEND Jai Williams | 2 | 65.6 1000m | 0:11.17 1200m | 1:20.58 [1] (0:11.25) | 1:09.33 [1] (0:11.17) | 0:58.16 [2] (0:11.37) | 0:46.79 [2] (0:11.57) | 0:35.22 [2] (0:11.60) | 0:23.62 [2] (0:11.55) | 0:35.22 | | | | |
| 2 | 4 | UNCLE RUSS Samantha Collett | 3 | 64.8 Overall | 0:11.26 1200m | 1:20.71 [2] (0:11.51) | 1:09.20 [5] (0:11.26) | 0:57.94 [4] (0:11.34) | 0:46.60 [4] (0:11.53) | 0:35.07 [3] (0:11.52) | 0:23.55 [3] (0:11.45) | 0:35.07 | +3 | | | |
| 3 | 8 | CONFESSED Michael Cahill | 8 | 64.9 400m | 0:11.40 600m | 1:20.97 [3] (0:11.82) | 1:09.15 [9] (0:11.47) | 0:57.68 [9] (0:11.53) | 0:46.15 [9] (0:11.61) | 0:34.54 [8] (0:11.40) | 0:23.14 [8] (0:11.41) | 0:34.54 | +2 | | | |
| 4 | 9 | TWYFORD Ben Thompson | 4 | 64.8 600m | 0:11.30 600m | 1:20.99 [4] (0:11.47) | 1:09.52 [3] (0:11.35) | 0:58.17 [5] (0:11.50) | 0:46.67 [5] (0:11.67) | 0:35.00 [5] (0:11.30) | 0:23.70 [4] (0:11.63) | 0:35.00 | +6 | | | |
| 5 | 7 | MAJESTICS REQUEST Kyle Wilson-Taylor | 7 | 65.9 1200m | 0:11.21 1200m | 1:21.05 [5] (0:11.75) | 1:09.30 [7] (0:11.21) | 0:58.09 [6] (0:11.58) | 0:46.51 [6] (0:11.64) | 0:34.87 [7] (0:11.41) | 0:23.46 [6] (0:11.45) | 0:34.87 | +4 | | | |
| 6 | 3 | VITESSE FRANCAIS James Orman | 1 | 64.7 1200m | 0:11.33 1200m | 1:21.25 [6] (0:11.84) | 1:09.41 [10] (0:11.33) | 0:58.08 [8] (0:11.40) | 0:46.68 [7] (0:11.55) | 0:35.13 [6] (0:11.39) | 0:23.74 [5] (0:11.61) | 0:35.13 | +0 | | | |
| 7 | 13 | MENSA MAESTRO Melea Castle | 13 | 66.9 1200m | 0:10.89 1200m | 1:21.30 [7] (0:11.51) | 1:09.79 [4] (0:10.89) | 0:58.90 [1] (0:11.19) | 0:47.71 [1] (0:11.56) | 0:36.15 [1] (0:11.69) | 0:24.46 [1] (0:11.86) | 0:36.15 | +1 | | | |
| 8 | 14 | SAYS WHO Taylor Marshall | 12 | 63.8 600m | 0:11.38 600m | 1:21.90 [8] (0:12.09) | 1:09.81 [11] (0:11.47) | 0:58.34 [11] (0:11.52) | 0:46.82 [11] (0:11.65) | 0:35.17 [10] (0:11.38) | 0:23.79 [10] (0:11.65) | 0:35.17 | +1 | | | |
| 9 | 1 | NAMAKWA Damien Thornton | 9 | 63.9 600m | 0:11.42 600m | 1:22.14 [9] (0:11.56) | 1:10.58 [6] (0:11.46) | 0:59.12 [7] (0:11.77) | 0:47.35 [8] (0:11.69) | 0:35.66 [9] (0:11.42) | 0:24.24 [9] (0:11.91) | 0:35.66 | +6 | | | |
| 10 | 5 | AGNELLI Adam Sewell | 16 | 63.9 1000m | 0:11.39 600m | 1:22.28 [10] (0:11.81) | 1:10.47 [8] (0:11.68) | 0:58.79 [10] (0:11.55) | 0:47.24 [10] (0:11.73) | 0:35.51 [11] (0:11.39) | 0:24.12 [11] (0:11.75) | 0:35.51 | +5 | | | |

Scratched: Tairua (#12), Heleva Deel (#11), Bowrider (#10)



Ipswich QLD Professional
Race 7: ROSE JENSEN KENT LAWYERS Class 4 Handicap - 1350m
04 August 2023 - 16:12



Track Rating: Soft 5, Weather: Overcast, Rail Position: +6m Entire

| Section | Overall | 1200m | 1000m | 800m | 600m | 400m | Last 600m |
|-------------|----------------------|----------------------|----------------------|----------------------|----------------------|----------------------|-----------|
| Field Times | 1:20.58 (0:11.25) | 1:09.33 (0:11.15) | 0:58.18 (0:11.19) | 0:46.99 (0:11.56) | 0:35.43 (0:11.69) | 0:23.74 (0:11.67) | 0:35.43 |

| Rank | TAB | Horse/Jockey | Barrier | Top Speed [km/h] | Fastest Section | Overall | 1200m | 1000m | 800m | 600m | 400m | Last 600m | Distance Travelled [m] |
|------|-----|------------------------------|---------|------------------|------------------|---------------------------|---------------------------|---------------------------|---------------------------|---------------------------|---------------------------|-----------|------------------------|
| 11 | 15 | MUWARRAD Cejay Graham | 15 | 64.3 1000m | 0:11.39 600m | 1:22.62 [11] (0:12.26) | 1:10.36 [13] (0:11.68) | 0:58.68 [13] (0:11.41) | 0:47.27 [13] (0:11.85) | 0:35.42 [13] (0:11.39) | 0:24.03 [13] (0:11.69) | 0:35.42 | +5 |
| 12 | 6 | ABRACADAZZLE Luke Tarrant | 10 | 64.8 1200m | 0:11.46 600m | 1:22.75 [12] (0:12.21) | 1:10.54 [12] (0:11.52) | 0:59.02 [12] (0:11.60) | 0:47.42 [12] (0:11.74) | 0:35.68 [12] (0:11.46) | 0:24.22 [12] (0:11.76) | 0:35.68 | -1 |
| 13 | 16 | DEDORS LAD Alisha Donald | 5 | 65.2 1200m | 0:11.23 1200m | 1:23.10 [13] (0:11.32) | 1:11.78 [2] (0:11.23) | 1:00.55 [3] (0:11.50) | 0:49.05 [3] (0:11.74) | 0:37.31 [4] (0:11.94) | 0:25.37 [7] (0:12.50) | 0:37.31 | +6 |

Scratched: Tairua (#12), Heleva Deel (#11), Bowrider (#10)

[] Ranking at each section and finish
 -:-:-:- No data available at this section
 NA No data available

SCN Saddle cloth number
 DNF Did not finish
 DNT Did not track

Track Rating: Soft 5, Weather: Overcast, Rail Position: +6m Entire

| Section | | | | | | | | 200m | Last 600m | |
|-------------|-----|--|---------|------------------|------------------|---------------------------|---------|-----------|------------------------|--|
| Field Times | | | | | | | | 0:12.07 | 0:35.43 | |
| | | | | | | | | (0:12.07) | | |
| Rank | TAB | Horse/Jockey | Barrier | Top Speed [km/h] | Fastest Section | Margin | | | Distance Travelled [m] | |
| 1 | 2 | OLYMPIC LEGEND Jai Williams | 2 | 65.6 1000m | 0:11.17 1200m | 0:12.07 [1] (0:12.07) | 1:20.58 | | 0:35.22 | |
| 2 | 4 | UNCLE RUSS Samantha Collett | 3 | 64.8 Overall | 0:11.26 1200m | 0:12.10 [2] (0:12.10) | 0.8L | | 0:35.07 +3 | |
| 3 | 8 | CONFESSED Michael Cahill | 8 | 64.9 400m | 0:11.40 600m | 0:11.73 [7] (0:11.73) | 2.3L | | 0:34.54 +2 | |
| 4 | 9 | TWYFORD Ben Thompson | 4 | 64.8 600m | 0:11.30 600m | 0:12.07 [4] (0:12.07) | 2.4L | | 0:35.00 +6 | |
| 5 | 7 | MAJESTICS REQUEST Kyle Wilson-Taylor | 7 | 65.9 1200m | 0:11.21 1200m | 0:12.01 [5] (0:12.01) | 2.6L | | 0:34.87 +4 | |
| 6 | 3 | VITESSE FRANCAIS James Orman | 1 | 64.7 1200m | 0:11.33 1200m | 0:12.13 [6] (0:12.13) | 3.6L | | 0:35.13 +0 | |
| 7 | 13 | MENSA MAESTRO Melea Castle | 13 | 66.9 1200m | 0:10.89 1200m | 0:12.60 [3] (0:12.60) | 3.8L | | 0:36.15 +1 | |
| 8 | 14 | SAYS WHO Taylor Marshall | 12 | 63.8 600m | 0:11.38 600m | 0:12.14 [8] (0:12.14) | 7.3L | | 0:35.17 +1 | |
| 9 | 1 | NAMAKWA Damien Thornton | 9 | 63.9 600m | 0:11.42 600m | 0:12.33 [9] (0:12.33) | 8.6L | | 0:35.66 +6 | |
| 10 | 5 | AGNELLI Adam Sewell | 16 | 63.9 1000m | 0:11.39 600m | 0:12.37 [10] (0:12.37) | 9.4L | | 0:35.51 +5 | |

Scratched: Tairua (#12), Heleva Deel (#11), Bowrider (#10)



Ipswich QLD Professional
Race 7: ROSE JENSEN KENT LAWYERS Class 4 Handicap - 1350m
 04 August 2023 - 16:12



Track Rating: Soft 5, Weather: Overcast, Rail Position: +6m Entire

| Section | | | | 200m | | | | Last 600m | |
|-------------|-----|-------------------------------------|---------|----------------------|------------------|---------------------------|-------|-----------|------------------------|
| Field Times | | | | 0:12.07 (0:12.07) | | | | 0:35.43 | |
| Rank | TAB | Horse/Jockey | Barrier | Top Speed [km/h] | Fastest Section | Margin | | | Distance Travelled [m] |
| 11 | 15 | MUWARRAD Cejay Graham | 15 | 64.3 1000m | 0:11.39 600m | 0:12.34 [12] (0:12.34) | 11.4L | | 0:35.42 +5 |
| 12 | 6 | ABRACADAZZLE Luke Tarrant | 10 | 64.8 1200m | 0:11.46 600m | 0:12.46 [13] (0:12.46) | 11.9L | | 0:35.68 -1 |
| 13 | 16 | DEDORS LAD Alisha Donald | 5 | 65.2 1200m | 0:11.23 1200m | 0:12.87 [11] (0:12.87) | 13.9L | | 0:37.31 +6 |

Scratched: Tairua (#12), Heleva Deel (#11), Bowrider (#10)

[] Ranking at each section and finish
 -:-:- No data available at this section
 NA No data available

SCN Saddle cloth number
 DNF Did not finish
 DNT Did not track



| | |
|--------------------------------|-----------------|
| Horse/Jockey Name | Olympic Legend |
| Final Rank | 1 |
| Fastest Section Time (Section) | 0:11.17 (1200m) |
| Top Speed [km/h] (Section) | 65.6 (1000m) |
| Race State | Finished |



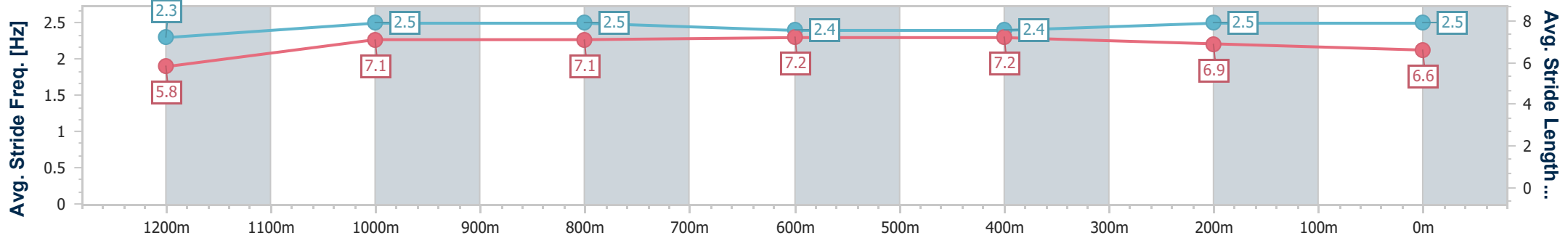
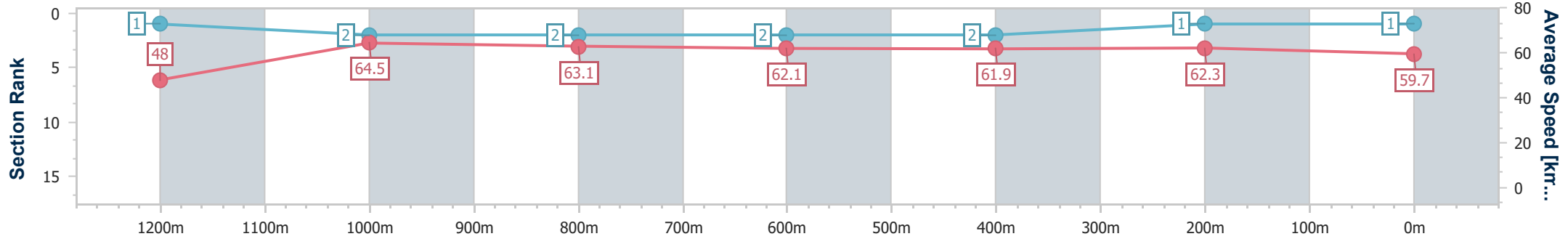
Ipswich QLD Professional
Race 7: ROSE JENSEN KENT LAWYERS Class 4 Handicap - 1350m



04 August 2023 - 16:12

Track Rating: Soft 5, Weather: Overcast, Rail Position: +6m Entire

| Section | Overall | 1200m | 1000m | 800m | 600m | 400m | 200m |
|------------------------|--------------------------|--------------------------|--------------------------|--------------------------|--------------------------|--------------------------|--------------------------|
| Section Times | 1:20.58 [1] (0:11.25) | 1:09.33 [1] (0:11.17) | 0:58.16 [2] (0:11.37) | 0:46.79 [2] (0:11.57) | 0:35.22 [2] (0:11.60) | 0:23.62 [2] (0:11.55) | 0:12.07 [1] (0:12.07) |
| Average Speed [km/h] | 48.0 | 64.5 | 63.1 | 62.1 | 61.9 | 62.3 | 59.7 |
| Top Speed [km/h] | 63.0 | 65.6 | 65.6 | 63.0 | 63.0 | 63.5 | 61.3 |
| Avg. Dist. to Rail [m] | 0.8 | 0.9 | 0.5 | 0.8 | 0.6 | 0.8 | 1.4 |
| Avg. Stride Freq. [Hz] | 2.3 | 2.5 | 2.5 | 2.4 | 2.4 | 2.5 | 2.5 |
| Avg. Stride Length [m] | 5.8 | 7.1 | 7.1 | 7.2 | 7.2 | 6.9 | 6.6 |



- [] Ranking at each section and finish
- .-.- No data available at this section
- NA No data available



| | |
|--------------------------------|-----------------|
| Horse/Jockey Name | Uncle Russ |
| Final Rank | 2 |
| Fastest Section Time (Section) | 0:11.26 (1200m) |
| Top Speed [km/h] (Section) | 64.8 (Overall) |
| Race State | Finished |



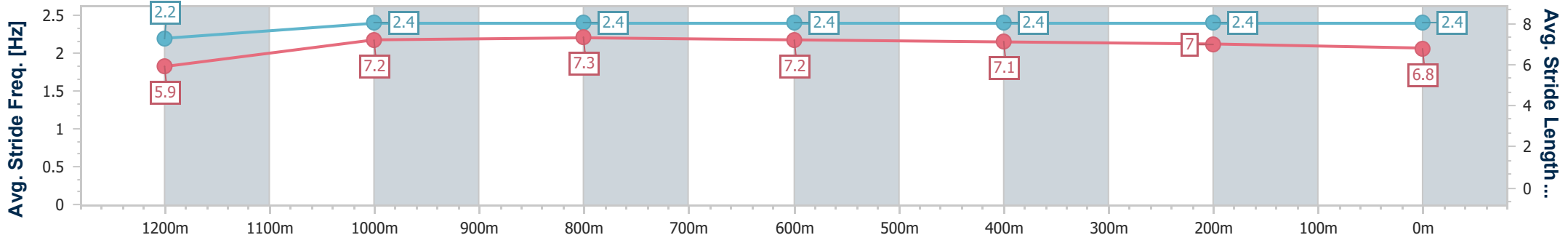
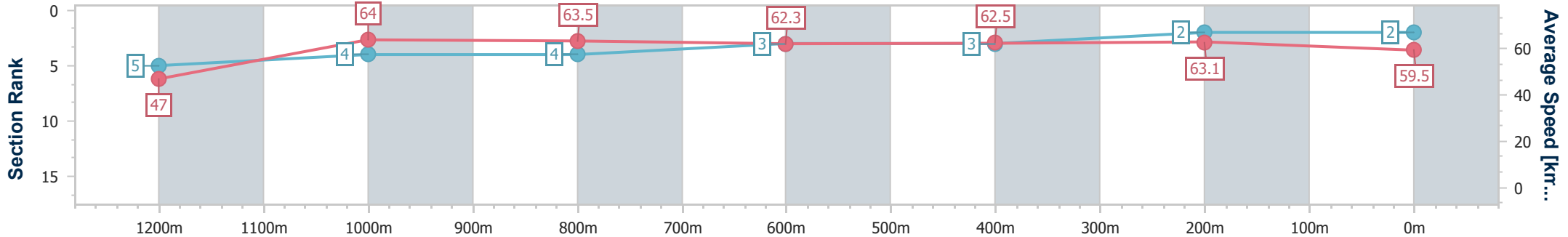
Ipswich QLD Professional
Race 7: ROSE JENSEN KENT LAWYERS Class 4 Handicap - 1350m



04 August 2023 - 16:12

Track Rating: Soft 5, Weather: Overcast, Rail Position: +6m Entire

| Section | Overall | 1200m | 1000m | 800m | 600m | 400m | 200m |
|------------------------|--------------------------|--------------------------|--------------------------|--------------------------|--------------------------|--------------------------|--------------------------|
| Section Times | 1:20.71 [2] (0:11.51) | 1:09.20 [5] (0:11.26) | 0:57.94 [4] (0:11.34) | 0:46.60 [4] (0:11.53) | 0:35.07 [3] (0:11.52) | 0:23.55 [3] (0:11.45) | 0:12.10 [2] (0:12.10) |
| Average Speed [km/h] | 47.0 | 64.0 | 63.5 | 62.3 | 62.5 | 63.1 | 59.5 |
| Top Speed [km/h] | 64.8 | 64.4 | 64.6 | 63.4 | 64.2 | 64.2 | 61.9 |
| Avg. Dist. to Rail [m] | 1.0 | 0.8 | 0.2 | 0.4 | 0.3 | 1.8 | 2.8 |
| Avg. Stride Freq. [Hz] | 2.2 | 2.4 | 2.4 | 2.4 | 2.4 | 2.4 | 2.4 |
| Avg. Stride Length [m] | 5.9 | 7.2 | 7.3 | 7.2 | 7.1 | 7.0 | 6.8 |



- [] Ranking at each section and finish
- .-.- No data available at this section
- NA No data available



| | |
|--------------------------------|----------------|
| Horse/Jockey Name | Confessed |
| Final Rank | 3 |
| Fastest Section Time (Section) | 0:11.40 (600m) |
| Top Speed [km/h] (Section) | 64.9 (400m) |
| Race State | Finished |



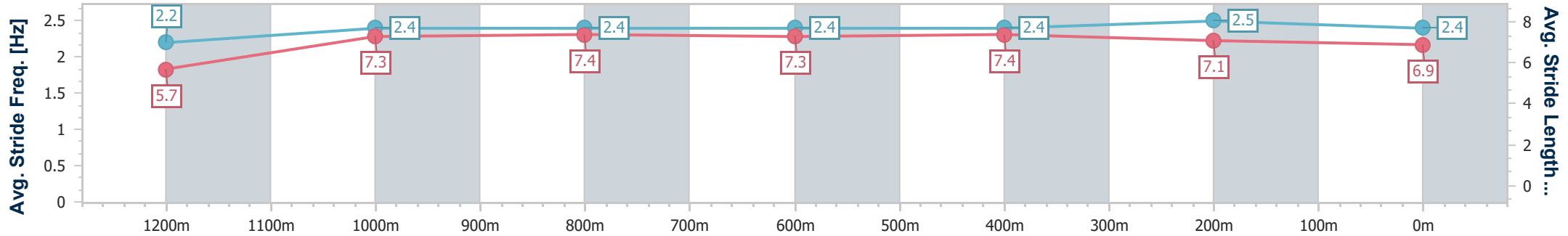
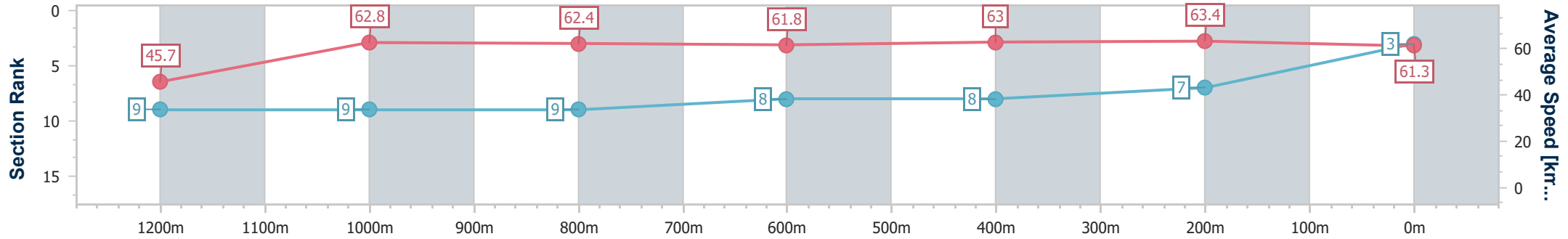
Ipswich QLD Professional
 Race 7: ROSE JENSEN KENT LAWYERS Class 4 Handicap -
 1350m



04 August 2023 - 16:12

Track Rating: Soft 5, Weather: Overcast, Rail Position: +6m Entire

| Section | Overall | 1200m | 1000m | 800m | 600m | 400m | 200m |
|------------------------|--------------------------|--------------------------|--------------------------|--------------------------|--------------------------|--------------------------|--------------------------|
| Section Times | 1:20.97 [3] (0:11.82) | 1:09.15 [9] (0:11.47) | 0:57.68 [9] (0:11.53) | 0:46.15 [9] (0:11.61) | 0:34.54 [8] (0:11.40) | 0:23.14 [8] (0:11.41) | 0:11.73 [7] (0:11.73) |
| Average Speed [km/h] | 45.7 | 62.8 | 62.4 | 61.8 | 63.0 | 63.4 | 61.3 |
| Top Speed [km/h] | 62.7 | 63.6 | 63.3 | 63.0 | 63.8 | 64.9 | 64.7 |
| Avg. Dist. to Rail [m] | 3.7 | 1.2 | 0.4 | 0.8 | 0.6 | 2.3 | 5.1 |
| Avg. Stride Freq. [Hz] | 2.2 | 2.4 | 2.4 | 2.4 | 2.4 | 2.5 | 2.4 |
| Avg. Stride Length [m] | 5.7 | 7.3 | 7.4 | 7.3 | 7.4 | 7.1 | 6.9 |



- [] Ranking at each section and finish
- .-.- No data available at this section
- NA No data available



| | |
|--------------------------------|----------------|
| Horse/Jockey Name | Twyford |
| Final Rank | 4 |
| Fastest Section Time (Section) | 0:11.30 (600m) |
| Top Speed [km/h] (Section) | 64.8 (600m) |
| Race State | Finished |



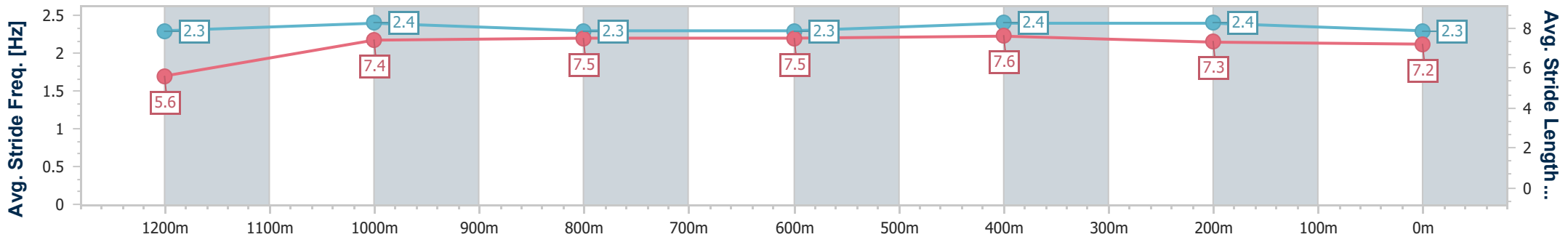
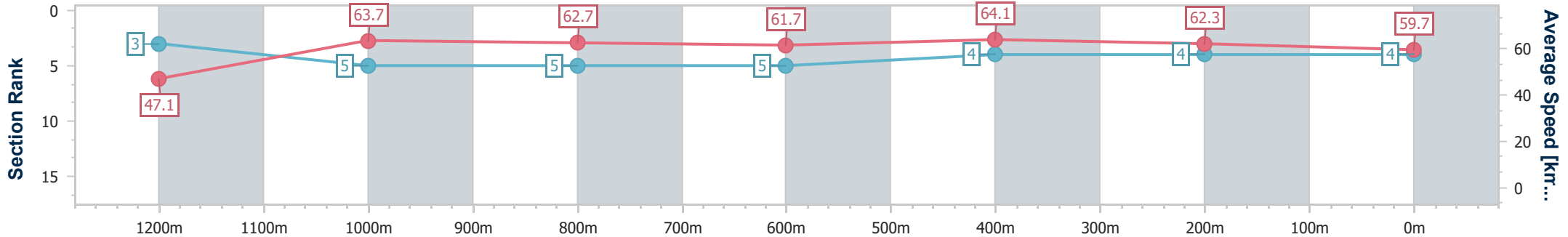
Ipswich QLD Professional
Race 7: ROSE JENSEN KENT LAWYERS Class 4 Handicap - 1350m



04 August 2023 - 16:12

Track Rating: Soft 5, Weather: Overcast, Rail Position: +6m Entire

| Section | Overall | 1200m | 1000m | 800m | 600m | 400m | 200m |
|------------------------|--------------------------|--------------------------|--------------------------|--------------------------|--------------------------|--------------------------|--------------------------|
| Section Times | 1:20.99 [4] (0:11.47) | 1:09.52 [3] (0:11.35) | 0:58.17 [5] (0:11.50) | 0:46.67 [5] (0:11.67) | 0:35.00 [5] (0:11.30) | 0:23.70 [4] (0:11.63) | 0:12.07 [4] (0:12.07) |
| Average Speed [km/h] | 47.1 | 63.7 | 62.7 | 61.7 | 64.1 | 62.3 | 59.7 |
| Top Speed [km/h] | 64.1 | 64.6 | 63.5 | 62.2 | 64.8 | 64.7 | 61.9 |
| Avg. Dist. to Rail [m] | 2.8 | 1.9 | 1.5 | 0.2 | 1.5 | 2.3 | 3.8 |
| Avg. Stride Freq. [Hz] | 2.3 | 2.4 | 2.3 | 2.3 | 2.4 | 2.4 | 2.3 |
| Avg. Stride Length [m] | 5.6 | 7.4 | 7.5 | 7.5 | 7.6 | 7.3 | 7.2 |



- [] Ranking at each section and finish
- .-.- No data available at this section
- NA No data available



| | |
|--------------------------------|-------------------|
| Horse/Jockey Name | Majestics Request |
| Final Rank | 5 |
| Fastest Section Time (Section) | 0:11.21 (1200m) |
| Top Speed [km/h] (Section) | 65.9 (1200m) |
| Race State | Finished |



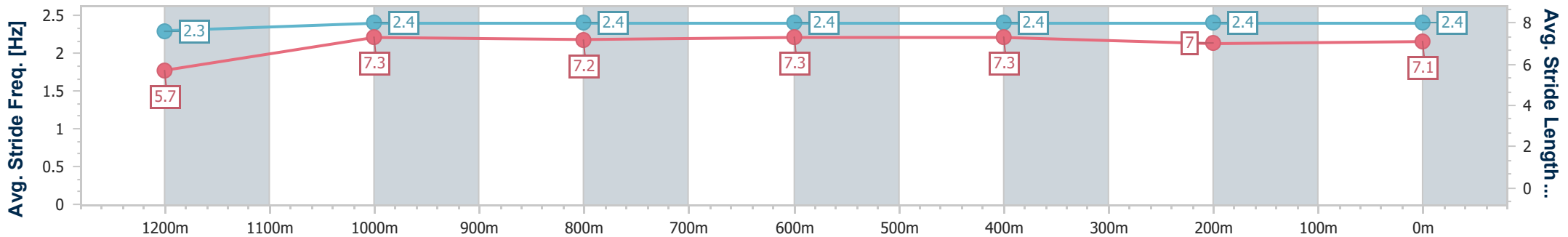
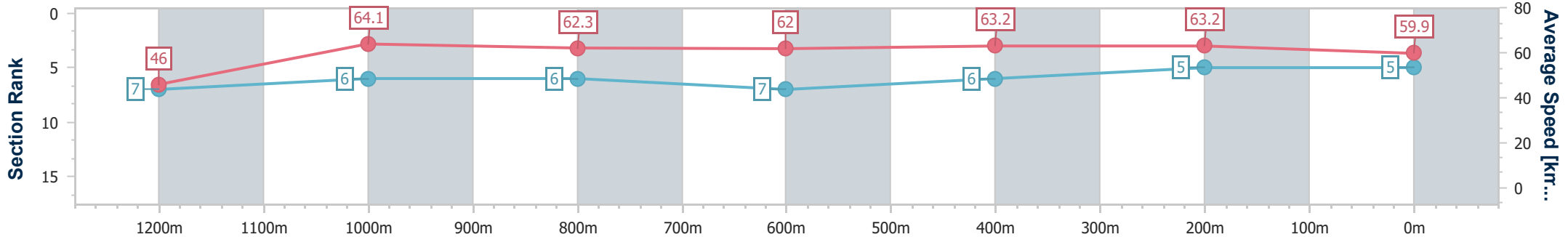
Ipswich QLD Professional
Race 7: ROSE JENSEN KENT LAWYERS Class 4 Handicap - 1350m



04 August 2023 - 16:12

Track Rating: Soft 5, Weather: Overcast, Rail Position: +6m Entire

| Section | Overall | 1200m | 1000m | 800m | 600m | 400m | 200m |
|------------------------|--------------------------|--------------------------|--------------------------|--------------------------|--------------------------|--------------------------|--------------------------|
| Section Times | 1:21.05 [5] (0:11.75) | 1:09.30 [7] (0:11.21) | 0:58.09 [6] (0:11.58) | 0:46.51 [6] (0:11.64) | 0:34.87 [7] (0:11.41) | 0:23.46 [6] (0:11.45) | 0:12.01 [5] (0:12.01) |
| Average Speed [km/h] | 46.0 | 64.1 | 62.3 | 62.0 | 63.2 | 63.2 | 59.9 |
| Top Speed [km/h] | 65.6 | 65.9 | 62.9 | 62.9 | 63.9 | 64.5 | 62.1 |
| Avg. Dist. to Rail [m] | 2.6 | 1.0 | 0.4 | 0.7 | 0.9 | 1.5 | 1.7 |
| Avg. Stride Freq. [Hz] | 2.3 | 2.4 | 2.4 | 2.4 | 2.4 | 2.4 | 2.4 |
| Avg. Stride Length [m] | 5.7 | 7.3 | 7.2 | 7.3 | 7.3 | 7.0 | 7.1 |



- [] Ranking at each section and finish
- .-.- No data available at this section
- NA No data available



| | |
|--------------------------------|------------------|
| Horse/Jockey Name | Vitesse Francais |
| Final Rank | 6 |
| Fastest Section Time (Section) | 0:11.33 (1200m) |
| Top Speed [km/h] (Section) | 64.7 (1200m) |
| Race State | Finished |



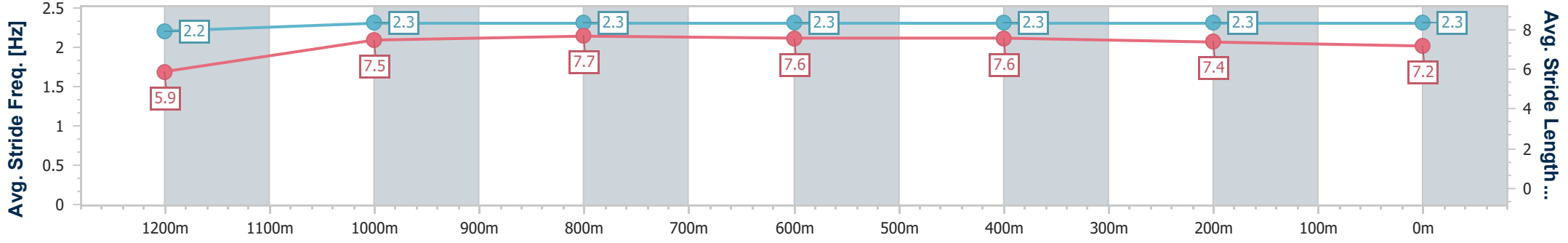
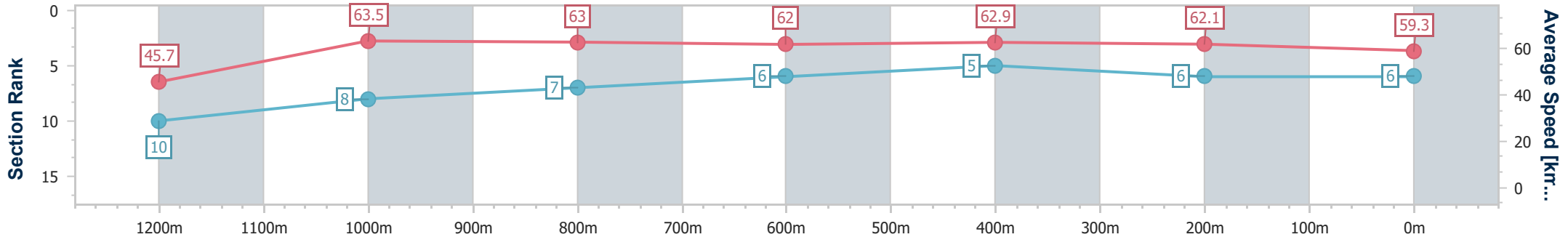
Ipswich QLD Professional
Race 7: ROSE JENSEN KENT LAWYERS Class 4 Handicap - 1350m



04 August 2023 - 16:12

Track Rating: Soft 5, Weather: Overcast, Rail Position: +6m Entire

| Section | Overall | 1200m | 1000m | 800m | 600m | 400m | 200m |
|------------------------|--------------------------|---------------------------|--------------------------|--------------------------|--------------------------|--------------------------|--------------------------|
| Section Times | 1:21.25 [6] (0:11.84) | 1:09.41 [10] (0:11.33) | 0:58.08 [8] (0:11.40) | 0:46.68 [7] (0:11.55) | 0:35.13 [6] (0:11.39) | 0:23.74 [5] (0:11.61) | 0:12.13 [6] (0:12.13) |
| Average Speed [km/h] | 45.7 | 63.5 | 63.0 | 62.0 | 62.9 | 62.1 | 59.3 |
| Top Speed [km/h] | 62.0 | 64.7 | 63.7 | 63.0 | 64.5 | 62.9 | 61.5 |
| Avg. Dist. to Rail [m] | 1.6 | 0.7 | 0.5 | 1.2 | 1.3 | 1.1 | 0.7 |
| Avg. Stride Freq. [Hz] | 2.2 | 2.3 | 2.3 | 2.3 | 2.3 | 2.3 | 2.3 |
| Avg. Stride Length [m] | 5.9 | 7.5 | 7.7 | 7.6 | 7.6 | 7.4 | 7.2 |



- [] Ranking at each section and finish
- .-.- No data available at this section
- NA No data available



| | |
|--------------------------------|-----------------|
| Horse/Jockey Name | Mensa Maestro |
| Final Rank | 7 |
| Fastest Section Time (Section) | 0:10.89 (1200m) |
| Top Speed [km/h] (Section) | 66.9 (1200m) |
| Race State | Finished |



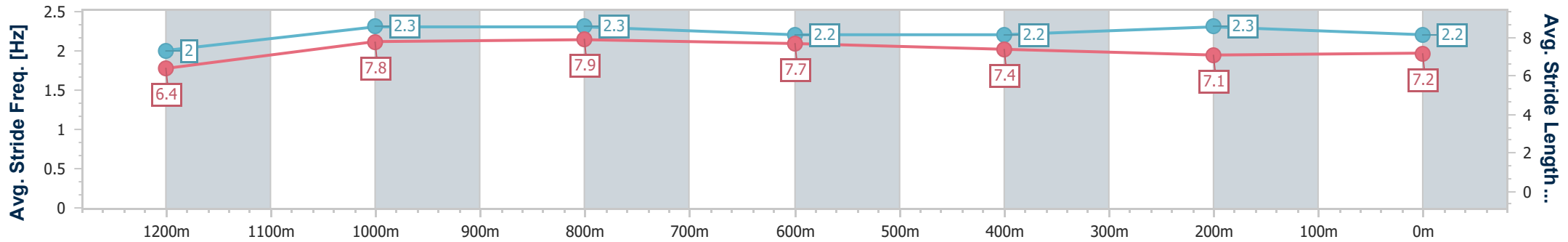
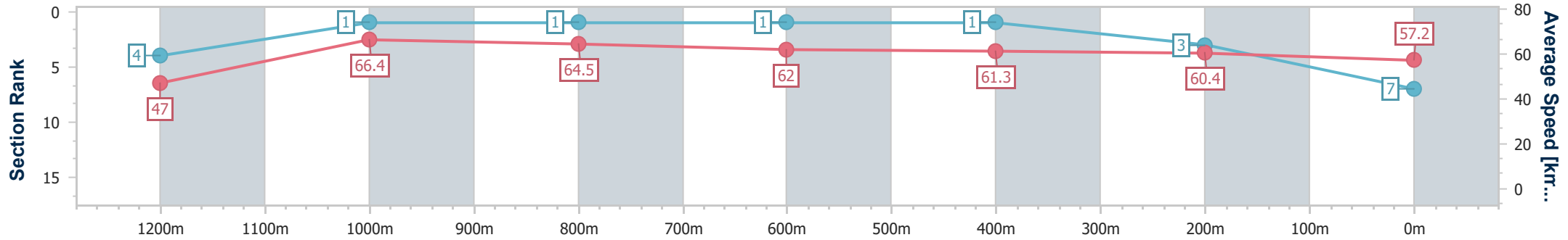
Ipswich QLD Professional
Race 7: ROSE JENSEN KENT LAWYERS Class 4 Handicap - 1350m



04 August 2023 - 16:12

Track Rating: Soft 5, Weather: Overcast, Rail Position: +6m Entire

| Section | Overall | 1200m | 1000m | 800m | 600m | 400m | 200m |
|------------------------|--------------------------|--------------------------|--------------------------|--------------------------|--------------------------|--------------------------|--------------------------|
| Section Times | 1:21.30 [7] (0:11.51) | 1:09.79 [4] (0:10.89) | 0:58.90 [1] (0:11.19) | 0:47.71 [1] (0:11.56) | 0:36.15 [1] (0:11.69) | 0:24.46 [1] (0:11.86) | 0:12.60 [3] (0:12.60) |
| Average Speed [km/h] | 47.0 | 66.4 | 64.5 | 62.0 | 61.3 | 60.4 | 57.2 |
| Top Speed [km/h] | 66.4 | 66.9 | 66.5 | 63.9 | 62.0 | 62.0 | 59.6 |
| Avg. Dist. to Rail [m] | 7.1 | 3.5 | 0.8 | 1.0 | 1.2 | 0.8 | 0.7 |
| Avg. Stride Freq. [Hz] | 2.0 | 2.3 | 2.3 | 2.2 | 2.2 | 2.3 | 2.2 |
| Avg. Stride Length [m] | 6.4 | 7.8 | 7.9 | 7.7 | 7.4 | 7.1 | 7.2 |



- [] Ranking at each section and finish
- .-.- No data available at this section
- NA No data available



| | |
|--------------------------------|----------------|
| Horse/Jockey Name | Says Who |
| Final Rank | 8 |
| Fastest Section Time (Section) | 0:11.38 (600m) |
| Top Speed [km/h] (Section) | 63.8 (600m) |
| Race State | Finished |



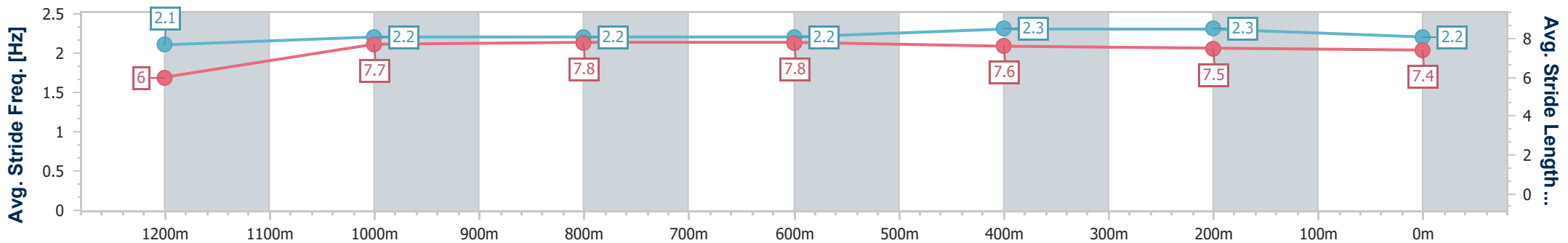
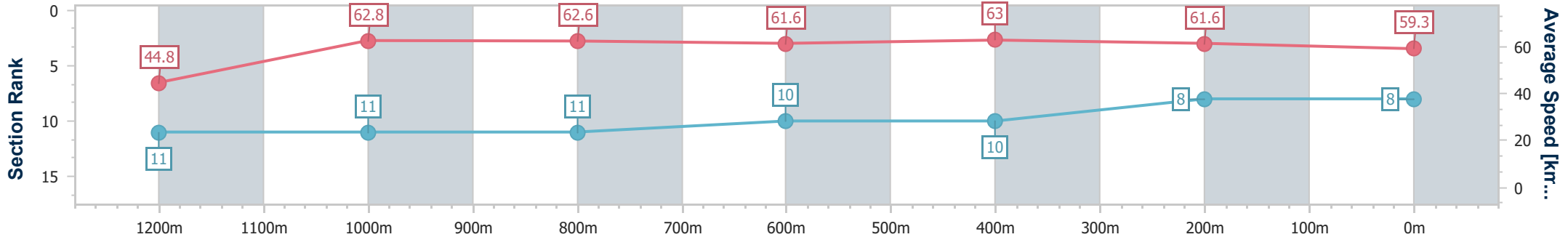
Ipswich QLD Professional
Race 7: ROSE JENSEN KENT LAWYERS Class 4 Handicap - 1350m



04 August 2023 - 16:12

Track Rating: Soft 5, Weather: Overcast, Rail Position: +6m Entire

| Section | Overall | 1200m | 1000m | 800m | 600m | 400m | 200m |
|------------------------|--------------------------|---------------------------|---------------------------|---------------------------|---------------------------|---------------------------|--------------------------|
| Section Times | 1:21.90 [8] (0:12.09) | 1:09.81 [11] (0:11.47) | 0:58.34 [11] (0:11.52) | 0:46.82 [11] (0:11.65) | 0:35.17 [10] (0:11.38) | 0:23.79 [10] (0:11.65) | 0:12.14 [8] (0:12.14) |
| Average Speed [km/h] | 44.8 | 62.8 | 62.6 | 61.6 | 63.0 | 61.6 | 59.3 |
| Top Speed [km/h] | 62.4 | 63.7 | 63.7 | 63.3 | 63.8 | 62.8 | 60.8 |
| Avg. Dist. to Rail [m] | 4.8 | 1.1 | 1.0 | 0.5 | 1.2 | 0.9 | 1.6 |
| Avg. Stride Freq. [Hz] | 2.1 | 2.2 | 2.2 | 2.2 | 2.3 | 2.3 | 2.2 |
| Avg. Stride Length [m] | 6.0 | 7.7 | 7.8 | 7.8 | 7.6 | 7.5 | 7.4 |



- [] Ranking at each section and finish
- .-.- No data available at this section
- NA No data available



| | |
|--------------------------------|----------------|
| Horse/Jockey Name | Namakwa |
| Final Rank | 9 |
| Fastest Section Time (Section) | 0:11.42 (600m) |
| Top Speed [km/h] (Section) | 63.9 (600m) |
| Race State | Finished |



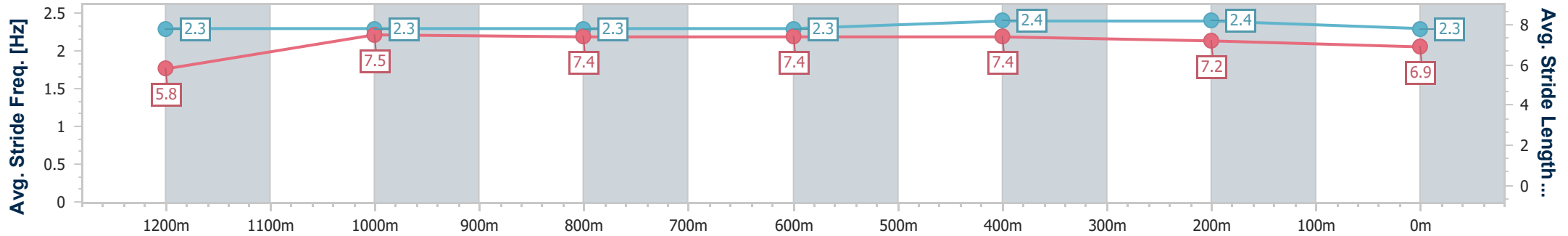
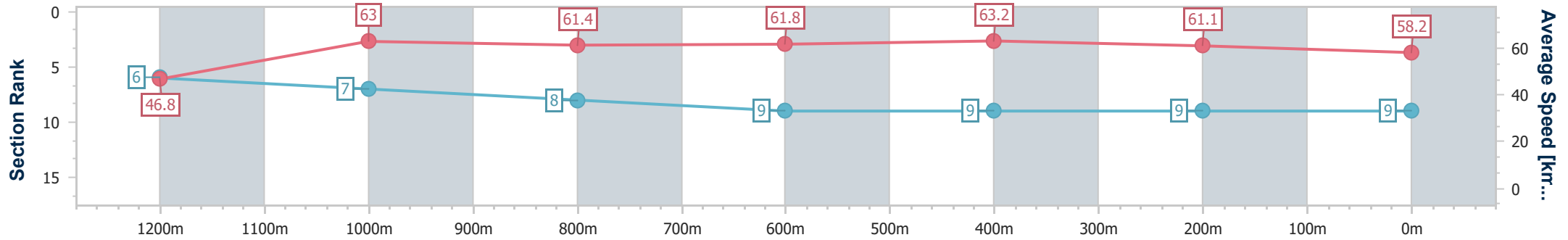
Ipswich QLD Professional
Race 7: ROSE JENSEN KENT LAWYERS Class 4 Handicap - 1350m



04 August 2023 - 16:12

Track Rating: Soft 5, Weather: Overcast, Rail Position: +6m Entire

| Section | Overall | 1200m | 1000m | 800m | 600m | 400m | 200m |
|------------------------|--------------------------|--------------------------|--------------------------|--------------------------|--------------------------|--------------------------|--------------------------|
| Section Times | 1:22.14 [9] (0:11.56) | 1:10.58 [6] (0:11.46) | 0:59.12 [7] (0:11.77) | 0:47.35 [8] (0:11.69) | 0:35.66 [9] (0:11.42) | 0:24.24 [9] (0:11.91) | 0:12.33 [9] (0:12.33) |
| Average Speed [km/h] | 46.8 | 63.0 | 61.4 | 61.8 | 63.2 | 61.1 | 58.2 |
| Top Speed [km/h] | 63.1 | 63.7 | 63.1 | 62.8 | 63.9 | 62.9 | 60.6 |
| Avg. Dist. to Rail [m] | 4.6 | 1.9 | 1.6 | 0.7 | 0.9 | 3.5 | 4.1 |
| Avg. Stride Freq. [Hz] | 2.3 | 2.3 | 2.3 | 2.3 | 2.4 | 2.4 | 2.3 |
| Avg. Stride Length [m] | 5.8 | 7.5 | 7.4 | 7.4 | 7.4 | 7.2 | 6.9 |



- [] Ranking at each section and finish
- .-.- No data available at this section
- NA No data available



| | |
|--------------------------------|----------------|
| Horse/Jockey Name | Agnelli |
| Final Rank | 10 |
| Fastest Section Time (Section) | 0:11.39 (600m) |
| Top Speed [km/h] (Section) | 63.9 (1000m) |
| Race State | Finished |



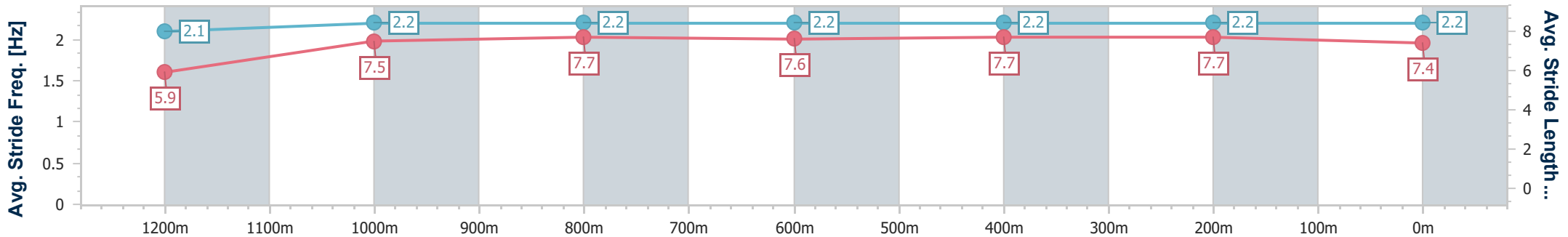
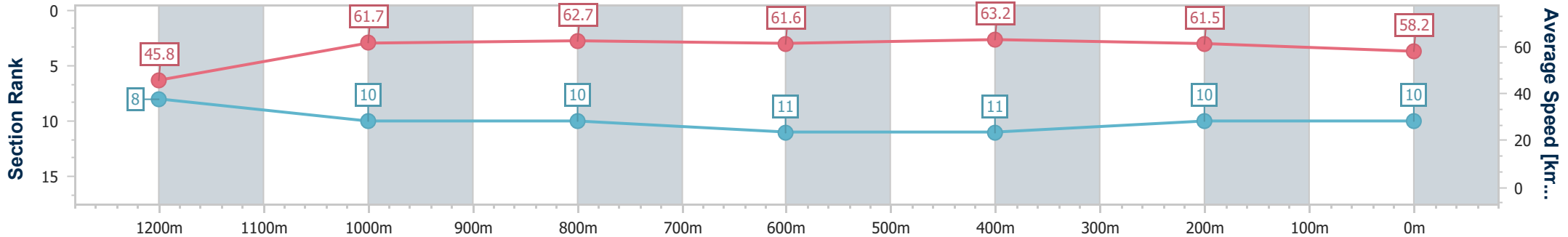
Ipswich QLD Professional
Race 7: ROSE JENSEN KENT LAWYERS Class 4 Handicap - 1350m



04 August 2023 - 16:12

Track Rating: Soft 5, Weather: Overcast, Rail Position: +6m Entire

| Section | Overall | 1200m | 1000m | 800m | 600m | 400m | 200m |
|------------------------|---------------------------|--------------------------|---------------------------|---------------------------|---------------------------|---------------------------|---------------------------|
| Section Times | 1:22.28 [10] (0:11.81) | 1:10.47 [8] (0:11.68) | 0:58.79 [10] (0:11.55) | 0:47.24 [10] (0:11.73) | 0:35.51 [11] (0:11.39) | 0:24.12 [11] (0:11.75) | 0:12.37 [10] (0:12.37) |
| Average Speed [km/h] | 45.8 | 61.7 | 62.7 | 61.6 | 63.2 | 61.5 | 58.2 |
| Top Speed [km/h] | 61.1 | 63.3 | 63.9 | 63.2 | 63.7 | 63.4 | 60.3 |
| Avg. Dist. to Rail [m] | 7.9 | 2.1 | 2.0 | 0.6 | 0.6 | 1.4 | 2.7 |
| Avg. Stride Freq. [Hz] | 2.1 | 2.2 | 2.2 | 2.2 | 2.2 | 2.2 | 2.2 |
| Avg. Stride Length [m] | 5.9 | 7.5 | 7.7 | 7.6 | 7.7 | 7.7 | 7.4 |



- [] Ranking at each section and finish
- .-.- No data available at this section
- NA No data available



| | |
|--------------------------------|----------------|
| Horse/Jockey Name | Muwarnad |
| Final Rank | 11 |
| Fastest Section Time (Section) | 0:11.39 (600m) |
| Top Speed [km/h] (Section) | 64.3 (1000m) |
| Race State | Finished |



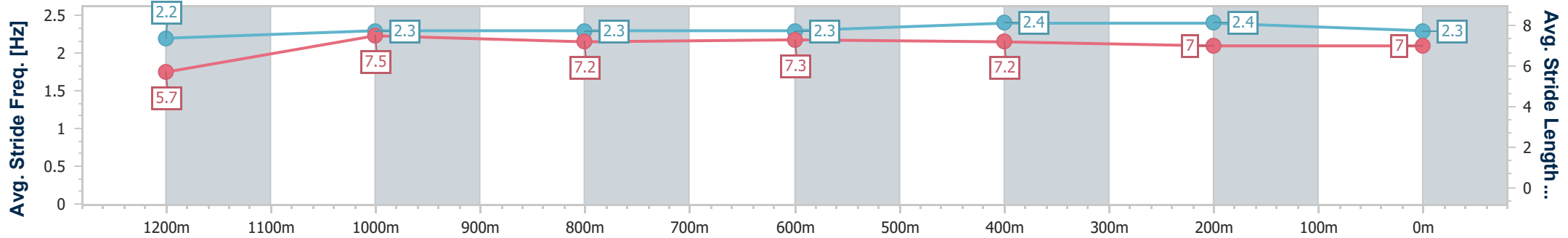
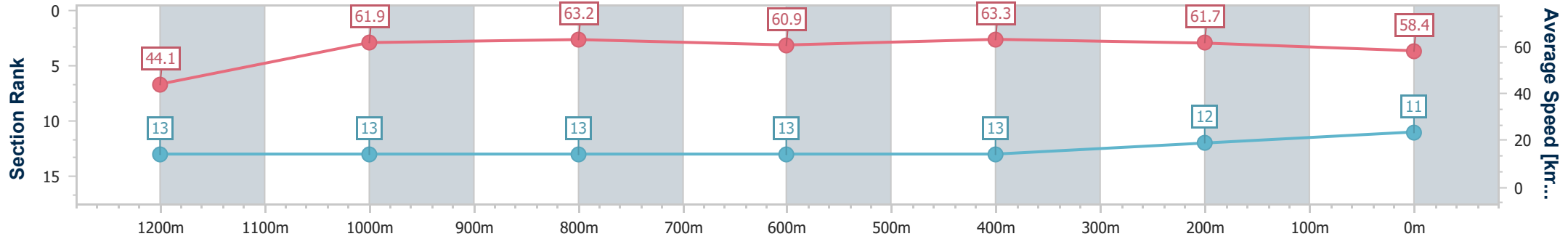
Ipswich QLD Professional
 Race 7: ROSE JENSEN KENT LAWYERS Class 4 Handicap - 1350m



04 August 2023 - 16:12

Track Rating: Soft 5, Weather: Overcast, Rail Position: +6m Entire

| Section | Overall | 1200m | 1000m | 800m | 600m | 400m | 200m |
|------------------------|---------------------------|---------------------------|---------------------------|---------------------------|---------------------------|---------------------------|---------------------------|
| Section Times | 1:22.62 [11] (0:12.26) | 1:10.36 [13] (0:11.68) | 0:58.68 [13] (0:11.41) | 0:47.27 [13] (0:11.85) | 0:35.42 [13] (0:11.39) | 0:24.03 [13] (0:11.69) | 0:12.34 [12] (0:12.34) |
| Average Speed [km/h] | 44.1 | 61.9 | 63.2 | 60.9 | 63.3 | 61.7 | 58.4 |
| Top Speed [km/h] | 61.8 | 62.9 | 64.3 | 62.4 | 64.0 | 63.4 | 60.5 |
| Avg. Dist. to Rail [m] | 7.3 | 1.8 | 1.3 | 0.6 | 0.4 | 1.0 | 1.7 |
| Avg. Stride Freq. [Hz] | 2.2 | 2.3 | 2.3 | 2.3 | 2.4 | 2.4 | 2.3 |
| Avg. Stride Length [m] | 5.7 | 7.5 | 7.2 | 7.3 | 7.2 | 7.0 | 7.0 |



- [] Ranking at each section and finish
- .-.- No data available at this section
- NA No data available



| | |
|--------------------------------|----------------|
| Horse/Jockey Name | Abracadazzle |
| Final Rank | 12 |
| Fastest Section Time (Section) | 0:11.46 (600m) |
| Top Speed [km/h] (Section) | 64.8 (1200m) |
| Race State | Finished |



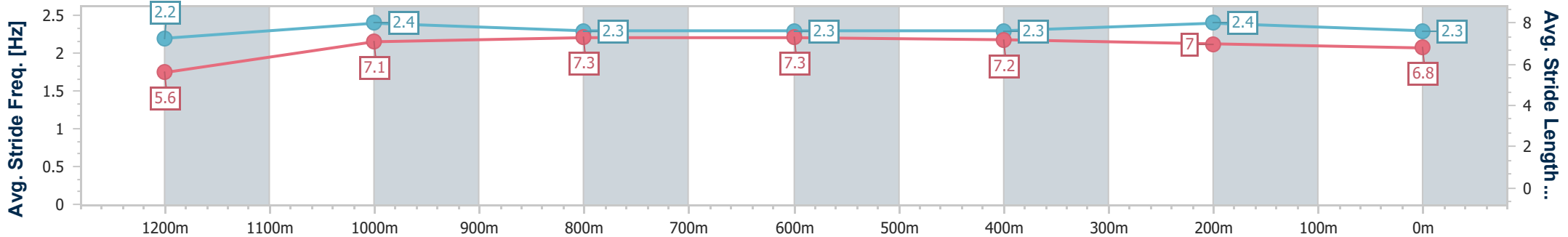
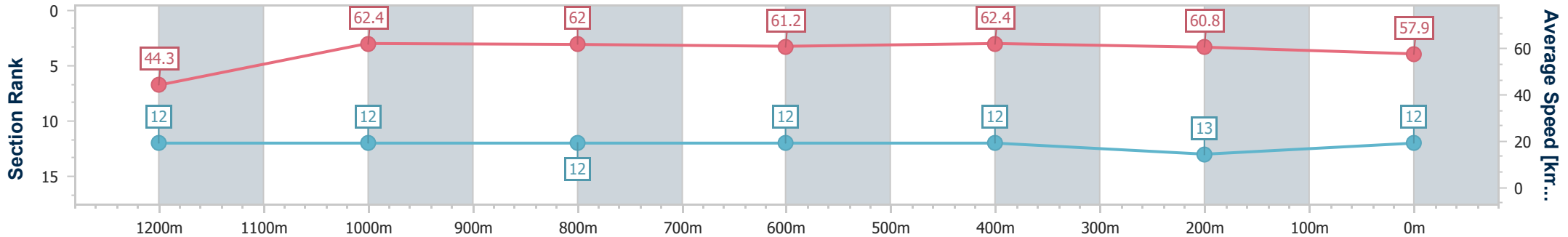
Ipswich QLD Professional
Race 7: ROSE JENSEN KENT LAWYERS Class 4 Handicap - 1350m



04 August 2023 - 16:12

Track Rating: Soft 5, Weather: Overcast, Rail Position: +6m Entire

| Section | Overall | 1200m | 1000m | 800m | 600m | 400m | 200m |
|------------------------|---------------------------|---------------------------|---------------------------|---------------------------|---------------------------|---------------------------|---------------------------|
| Section Times | 1:22.75 [12] (0:12.21) | 1:10.54 [12] (0:11.52) | 0:59.02 [12] (0:11.60) | 0:47.42 [12] (0:11.74) | 0:35.68 [12] (0:11.46) | 0:24.22 [12] (0:11.76) | 0:12.46 [13] (0:12.46) |
| Average Speed [km/h] | 44.3 | 62.4 | 62.0 | 61.2 | 62.4 | 60.8 | 57.9 |
| Top Speed [km/h] | 64.1 | 64.8 | 62.9 | 62.2 | 63.0 | 62.1 | 60.4 |
| Avg. Dist. to Rail [m] | 3.7 | 0.6 | 0.3 | 0.7 | 1.1 | 1.0 | 0.7 |
| Avg. Stride Freq. [Hz] | 2.2 | 2.4 | 2.3 | 2.3 | 2.3 | 2.4 | 2.3 |
| Avg. Stride Length [m] | 5.6 | 7.1 | 7.3 | 7.3 | 7.2 | 7.0 | 6.8 |



- [] Ranking at each section and finish
- .-.- No data available at this section
- NA No data available



| | |
|--------------------------------|-----------------|
| Horse/Jockey Name | Dedors Lad |
| Final Rank | 13 |
| Fastest Section Time (Section) | 0:11.23 (1200m) |
| Top Speed [km/h] (Section) | 65.2 (1200m) |
| Race State | Finished |



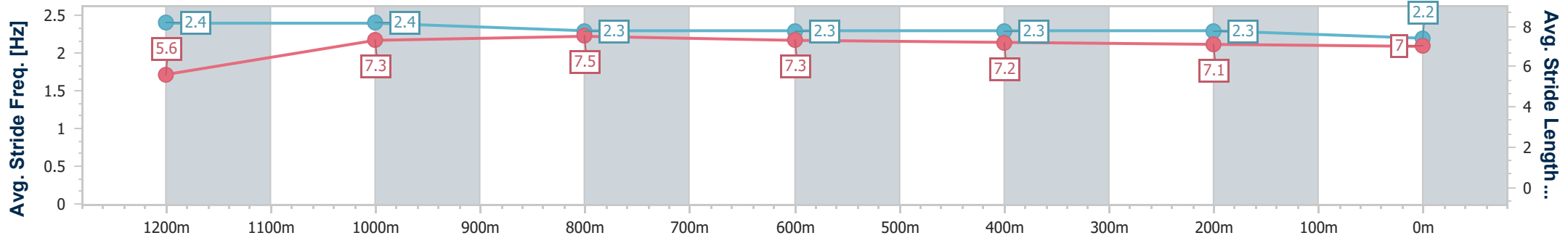
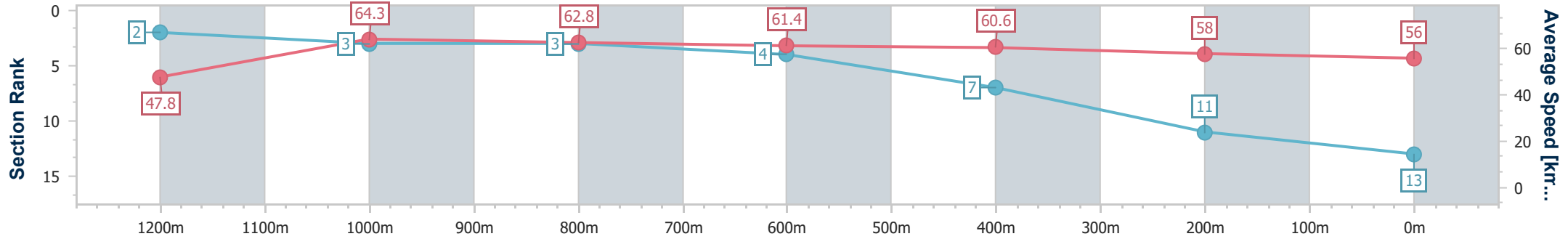
Ipswich QLD Professional
Race 7: ROSE JENSEN KENT LAWYERS Class 4 Handicap - 1350m



04 August 2023 - 16:12

Track Rating: Soft 5, Weather: Overcast, Rail Position: +6m Entire

| Section | Overall | 1200m | 1000m | 800m | 600m | 400m | 200m |
|------------------------|---------------------------|--------------------------|--------------------------|--------------------------|--------------------------|--------------------------|---------------------------|
| Section Times | 1:23.10 [13] (0:11.32) | 1:11.78 [2] (0:11.23) | 1:00.55 [3] (0:11.50) | 0:49.05 [3] (0:11.74) | 0:37.31 [4] (0:11.94) | 0:25.37 [7] (0:12.50) | 0:12.87 [11] (0:12.87) |
| Average Speed [km/h] | 47.8 | 64.3 | 62.8 | 61.4 | 60.6 | 58.0 | 56.0 |
| Top Speed [km/h] | 64.1 | 65.2 | 64.1 | 62.0 | 62.1 | 60.1 | 57.8 |
| Avg. Dist. to Rail [m] | 3.1 | 2.6 | 1.4 | 0.6 | 1.4 | 2.9 | 4.1 |
| Avg. Stride Freq. [Hz] | 2.4 | 2.4 | 2.3 | 2.3 | 2.3 | 2.3 | 2.2 |
| Avg. Stride Length [m] | 5.6 | 7.3 | 7.5 | 7.3 | 7.2 | 7.1 | 7.0 |



- [] Ranking at each section and finish
- .-.- No data available at this section
- NA No data available