

Track Rating: Good 4, Weather: Fine, Rail Position: +8m

Section		Overall	1600m	1400m	1200m	1000m	800m	600m	Last 600m				
Field Times		1:52.28 (0:13.45)	1:38.83 (0:11.74)	1:27.09 (0:12.74)	1:14.35 (0:13.00)	1:01.35 (0:13.05)	0:48.30 (0:12.77)	0:35.53 (0:12.09)	0:35.53				
Rank	TAB Horse/Jockey	Barrier	Top Speed [km/h]	Fastest Section									Distance Travelled [m]
1	6 SHEZA FIRECRACKER Bailey Wheeler	5	69.9	0:11.11	1:52.28 [1] (0:13.66)	1:38.62 [3] (0:12.59)	1:26.03 [8] (0:12.80)	1:13.23 [5] (0:12.41)	1:00.82 [4] (0:13.01)	0:47.81 [4] (0:12.52)	0:35.29 [3] (0:11.85)	0:35.29	
2	3 SO BENE Justin Huxtable	1	67.2	0:10.66	1:52.40 [2] (0:13.77)	1:38.63 [4] (0:12.16)	1:26.47 [4] (0:13.21)	1:13.26 [7] (0:12.87)	1:00.39 [8] (0:13.29)	0:47.10 [9] (0:12.59)	0:34.51 [9] (0:12.26)	0:34.51	+0
3	5 PRICKLY POPPY Mark Du Plessis	17	68.8	0:11.30	1:52.44 [3] (0:13.47)	1:38.97 [2] (0:11.72)	1:27.25 [1] (0:12.74)	1:14.51 [1] (0:13.00)	1:01.51 [2] (0:13.12)	0:48.39 [2] (0:12.70)	0:35.69 [1] (0:12.17)	0:35.69	+6
4	11 THE LOVE ROCKET Andrew Spinks	8	67.7	0:10.77	1:52.49 [4] (0:13.94)	1:38.55 [5] (0:11.54)	1:27.01 [2] (0:13.15)	1:13.86 [3] (0:12.30)	1:01.56 [1] (0:13.05)	0:48.51 [1] (0:12.99)	0:35.52 [2] (0:11.98)	0:35.52	+7
5	7 SET ABLAZE Tiffani Brooker	6	68.4	0:11.21	1:53.08 [5] (0:13.45)	1:39.63 [1] (0:12.07)	1:27.56 [3] (0:12.77)	1:14.79 [2] (0:13.12)	1:01.67 [3] (0:13.09)	0:48.58 [5] (0:12.59)	0:35.99 [4] (0:12.43)	0:35.99	+2
6	15 IRIDESSA Micheal Hellyer	12	69.4	0:11.30	1:53.33 [6] (0:14.28)	1:39.05 [8] (0:11.91)	1:27.14 [6] (0:12.93)	1:14.21 [6] (0:12.39)	1:01.82 [6] (0:13.08)	0:48.74 [6] (0:13.13)	0:35.61 [7] (0:11.30)	0:35.61	+7
7	17 SOKUDO Luke Tarrant	3	66.7	0:10.97	1:53.40 [7] (0:14.96)	1:38.44 [12] (0:11.79)	1:26.65 [11] (0:13.32)	1:13.33 [12] (0:12.35)	1:00.98 [10] (0:13.24)	0:47.74 [11] (0:12.49)	0:35.25 [11] (0:12.10)	0:35.25	+0
8	16 WILLNOTQUIT Samantha Collett	11	68.0	0:11.12	1:53.68 [8] (0:14.58)	1:39.10 [11] (0:11.66)	1:27.44 [7] (0:13.37)	1:14.07 [10] (0:12.51)	1:01.56 [9] (0:13.02)	0:48.54 [8] (0:12.25)	0:36.29 [6] (0:12.48)	0:36.29	+4
9	9 MICKEY'S PRIDE Damien Thornton	4	68.4	0:11.34	1:53.83 [9] (0:14.18)	1:39.65 [6] (0:12.01)	1:27.64 [5] (0:12.48)	1:15.16 [4] (0:12.80)	1:02.36 [5] (0:12.88)	0:49.48 [3] (0:12.85)	0:36.63 [5] (0:12.19)	0:36.63	+3
10	4 REFORMIST Casey Waddell	20	68.4	0:11.45	1:53.86 [10] (0:14.42)	1:39.44 [10] (0:12.09)	1:27.35 [10] (0:13.25)	1:14.10 [11] (0:12.89)	1:01.21 [12] (0:13.28)	0:47.93 [12] (0:12.22)	0:35.71 [12] (0:12.00)	0:35.71	+6

Scratched: Royal Performance (#1), Taupo Tiger (#8), Unconventionallady (#12), French Step (#13), Torque Leica Star (#14), Au Revoir (#18), Amber Blonde (#19), General Wolfe (#20)



Sunshine Coast QLD Professional

Race 8: TAB BM62 Handicap - 1800m

30 July 2023 - 16:55



Track Rating: Good 4, Weather: Fine, Rail Position: +8m

Section		Overall	1600m	1400m	1200m	1000m	800m	600m	Last 600m					
Field Times		1:52.28 (0:13.45)	1:38.83 (0:11.74)	1:27.09 (0:12.74)	1:14.35 (0:13.00)	1:01.35 (0:13.05)	0:48.30 (0:12.77)	0:35.53 (0:12.09)	0:35.53					
Rank	TAB Horse/Jockey	Barrier	Top Speed [km/h]	Fastest Section										Distance Travelled [m]
11	2 MR DUDWEY Emily Lang	13	64.8 400m	0:11.42 400m	1:54.01 [11] (0:14.28)	1:39.73 [7] (0:12.02)	1:27.71 [9] (0:13.06)	1:14.65 [8] (0:13.10)	1:01.55 [11] (0:13.12)	0:48.43 [10] (0:12.39)	0:36.04 [10] (0:12.22)	0:36.04	+11	
12	10 OUR BELLE FILLE Michael Cahill	10	67.2 1600m	0:11.20 400m	1:54.28 [12] (0:14.31)	1:39.97 [9] (0:12.72)	1:27.25 [12] (0:12.48)	1:14.77 [9] (0:12.37)	1:02.40 [7] (0:13.06)	0:49.34 [7] (0:12.91)	0:36.43 [8] (0:12.34)	0:36.43	+8	

Scratched: Royal Performance (#1), Taupo Tiger (#8), Unconventionallady (#12), French Step (#13), Torque Leica Star (#14), Au Revoir (#18), Amber Blonde (#19), General Wolffe (#20)

[] Ranking at each section and finish
 -:-:-:- No data available at this section
 NA No data available

SCN Saddle cloth number
 DNF Did not finish
 DNT Did not track



Sunshine Coast QLD Professional

Race 8: TAB BM62 Handicap - 1800m

30 July 2023 - 16:55



Track Rating: Good 4, Weather: Fine, Rail Position: +8m

Section				400m	200m			Last 600m		
Field Times				0:23.44 (0:10.88)	0:12.56 (0:12.56)			0:35.53		
Rank	TAB	Horse/Jockey	Barrier	Top Speed [km/h]	Fastest Section	Margin				Distance Travelled [m]
1	6	SHEZA FIRECRACKER Bailey Wheeler	5	69.9 Overall	0:11.11 400m	0:23.44 [1] (0:11.11)	0:12.33 [2] (0:12.33)	1:52.29	0:35.29	
2	3	SO BENE Justin Huxtable	1	67.2 200m	0:10.66 400m	0:22.25 [9] (0:10.66)	0:11.59 [7] (0:11.59)	0.5L	0:34.51	+0
3	5	PRICKLY POPPY Mark Du Plessis	17	68.8 Overall	0:11.30 400m	0:23.52 [2] (0:11.30)	0:12.22 [3] (0:12.22)	0.7L	0:35.69	+6
4	11	THE LOVE ROCKET Andrew Spinks	8	67.7 400m	0:10.77 400m	0:23.54 [3] (0:10.77)	0:12.77 [1] (0:12.77)	0.9L	0:35.52	+7
5	7	SET ABLAZE Tiffani Brooker	6	68.4 Overall	0:11.21 400m	0:23.56 [6] (0:11.21)	0:12.35 [5] (0:12.35)	4.4L	0:35.99	+2
6	15	IRIDESSA Micheal Hellyer	12	69.4 1600m	0:11.30 600m	0:24.31 [4] (0:11.58)	0:12.73 [4] (0:12.73)	5.7L	0:35.61	+7
7	17	SOKUDO Luke Tarrant	3	66.7 1200m	0:10.97 400m	0:23.15 [12] (0:10.97)	0:12.18 [9] (0:12.18)	6L	0:35.25	+0
8	16	WILLNOTQUIT Samantha Collett	11	68.0 1200m	0:11.12 400m	0:23.81 [7] (0:11.12)	0:12.69 [8] (0:12.69)	7.5L	0:36.29	+4
9	9	MICKEY'S PRIDE Damien Thornton	4	68.4 400m	0:11.34 400m	0:24.44 [5] (0:11.34)	0:13.10 [5] (0:13.10)	8.3L	0:36.63	+3
10	4	REFORMIST Casey Waddell	20	68.4 600m	0:11.45 400m	0:23.71 [8] (0:11.45)	0:12.26 [11] (0:12.26)	8.5L	0:35.71	+6

Scratched: Royal Performance (#1), Taupo Tiger (#8), Unconventionallady (#12), French Step (#13), Torque Leica Star (#14), Au Revoir (#18), Amber Blonde (#19), General Wolfe (#20)

[] Ranking at each section and finish
 -:-:- No data available at this section
 NA No data available

SCN Saddle cloth number
 DNF Did not finish
 DNT Did not track



Sunshine Coast QLD Professional

Race 8: TAB BM62 Handicap - 1800m

30 July 2023 - 16:55



Track Rating: Good 4, Weather: Fine, Rail Position: +8m

Section		400m	200m			Last 600m		
Field Times		0:23.44 (0:10.88)	0:12.56 (0:12.56)			0:35.53		
Rank	TAB Horse/Jockey	Barrier	Top Speed [km/h]	Fastest Section	Margin		Distance Travelled [m]	
11	2 MR DUDWEY Emily Lang	13	64.8 400m	0:11.42 400m	0:23.82 [11] (0:11.42)	0:12.40 [12] (0:12.40)	9.3L	0:36.04 +11
12	10 OUR BELLE FILLE Michael Cahill	10	67.2 1600m	0:11.20 400m	0:24.09 [10] (0:11.20)	0:12.89 [10] (0:12.89)	10.8L	0:36.43 +8

Scratched: Royal Performance (#1), Taupo Tiger (#8), Unconventionallady (#12), French Step (#13), Torque Leica Star (#14), Au Revoir (#18), Amber Blonde (#19), General Wolffe (#20)

[] Ranking at each section and finish
 -:-:- No data available at this section
 NA No data available

SCN Saddle cloth number
 DNF Did not finish
 DNT Did not track



Horse/Jockey Name	Sheza Firecracker
Final Rank	1
Fastest Section Time (Section)	0:11.11 (400m)
Top Speed [km/h] (Section)	69.9 (Overall)
Race State	Finished



Sunshine Coast QLD Professional

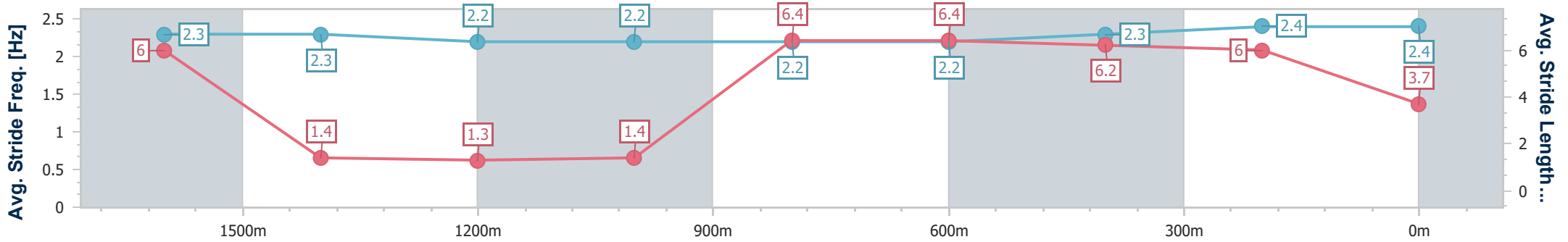
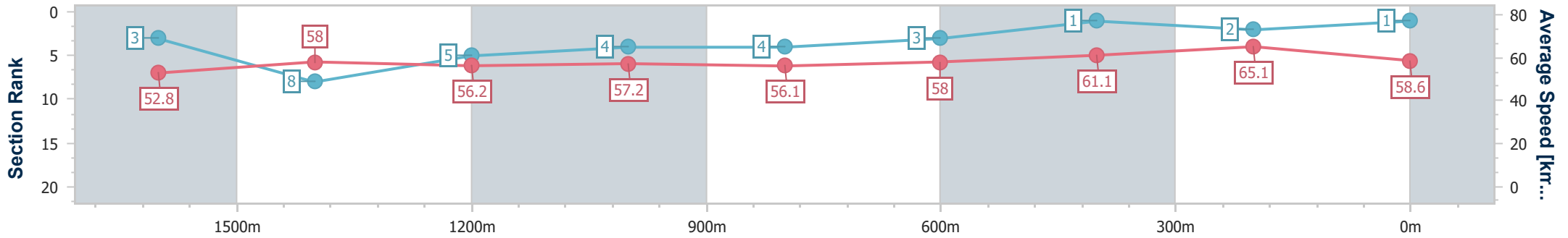
Race 8: TAB BM62 Handicap - 1800m

30 July 2023 - 16:55

Track Rating: Good 4, Weather: Fine, Rail Position: +8m



Section	Overall	1600m	1400m	1200m	1000m	800m	600m	400m	200m
Section Times	1:52.28 [1] (0:13.66)	1:38.62 [3] (0:12.59)	1:26.03 [8] (0:12.80)	1:13.23 [5] (0:12.41)	1:00.82 [4] (0:13.01)	0:47.81 [4] (0:12.52)	0:35.29 [3] (0:11.85)	0:23.44 [1] (0:11.11)	0:12.33 [2] (0:12.33)
Average Speed [km/h]	52.8	58.0	56.2	57.2	56.1	58.0	61.1	65.1	58.6
Top Speed [km/h]	69.9	62.0	61.6	64.1	63.8	59.5	65.1	69.7	63.9
Avg. Dist. to Rail [m]	4.1	0.7	1.4	2.3	2.0	1.4	1.0	4.0	4.6
Avg. Stride Freq. [Hz]	2.3	2.3	2.2	2.2	2.2	2.2	2.3	2.4	2.4
Avg. Stride Length [m]	6.0	1.4	1.3	1.4	6.4	6.4	6.2	6.0	3.7



- [] Ranking at each section and finish
- .-.- No data available at this section
- NA No data available



Horse/Jockey Name	So Bene
Final Rank	2
Fastest Section Time (Section)	0:10.66 (400m)
Top Speed [km/h] (Section)	67.2 (200m)
Race State	Finished



Sunshine Coast QLD Professional

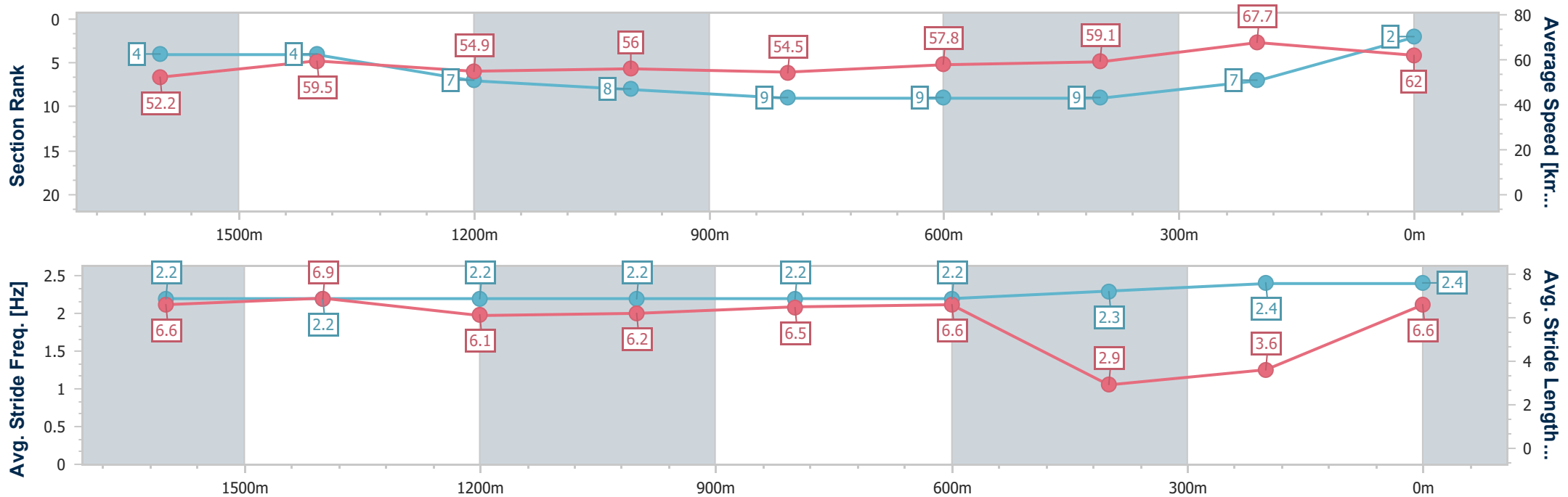
Race 8: TAB BM62 Handicap - 1800m

30 July 2023 - 16:55

Track Rating: Good 4, Weather: Fine, Rail Position: +8m



Section	Overall	1600m	1400m	1200m	1000m	800m	600m	400m	200m
Section Times	1:52.40 [2] (0:13.77)	1:38.63 [4] (0:12.16)	1:26.47 [4] (0:13.21)	1:13.26 [7] (0:12.87)	1:00.39 [8] (0:13.29)	0:47.10 [9] (0:12.59)	0:34.51 [9] (0:12.26)	0:22.25 [9] (0:10.66)	0:11.59 [7] (0:11.59)
Average Speed [km/h]	52.2	59.5	54.9	56.0	54.5	57.8	59.1	67.7	62.0
Top Speed [km/h]	62.6	64.1	59.2	61.6	56.9	60.8	63.2	64.8	67.2
Avg. Dist. to Rail [m]	1.7	2.1	2.4	2.4	2.1	1.6	1.7	3.1	5.4
Avg. Stride Freq. [Hz]	2.2	2.2	2.2	2.2	2.2	2.2	2.3	2.4	2.4
Avg. Stride Length [m]	6.6	6.9	6.1	6.2	6.5	6.6	2.9	3.6	6.6



- [] Ranking at each section and finish
- .-.- No data available at this section
- NA No data available



Horse/Jockey Name	Prickly Poppy
Final Rank	3
Fastest Section Time (Section)	0:11.30 (400m)
Top Speed [km/h] (Section)	68.8 (Overall)
Race State	Finished



Sunshine Coast QLD Professional

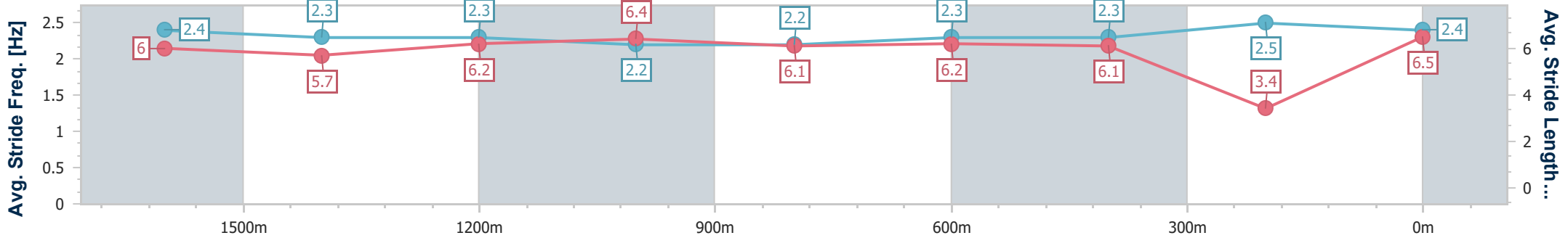
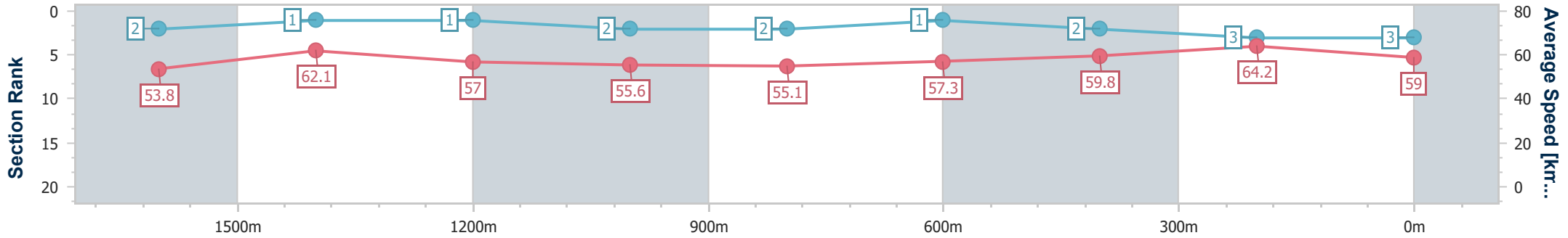
Race 8: TAB BM62 Handicap - 1800m



30 July 2023 - 16:55

Track Rating: Good 4, Weather: Fine, Rail Position: +8m

Section	Overall	1600m	1400m	1200m	1000m	800m	600m	400m	200m
Section Times	1:52.44 [3] (0:13.47)	1:38.97 [2] (0:11.72)	1:27.25 [1] (0:12.74)	1:14.51 [1] (0:13.00)	1:01.51 [2] (0:13.12)	0:48.39 [2] (0:12.70)	0:35.69 [1] (0:12.17)	0:23.52 [2] (0:11.30)	0:12.22 [3] (0:12.22)
Average Speed [km/h]	53.8	62.1	57.0	55.6	55.1	57.3	59.8	64.2	59.0
Top Speed [km/h]	68.8	68.4	60.7	59.6	56.2	61.0	64.8	64.8	61.7
Avg. Dist. to Rail [m]	9.2	4.2	2.9	2.4	1.3	2.0	2.5	1.4	1.7
Avg. Stride Freq. [Hz]	2.4	2.3	2.3	2.2	2.2	2.3	2.3	2.5	2.4
Avg. Stride Length [m]	6.0	5.7	6.2	6.4	6.1	6.2	6.1	3.4	6.5



- [] Ranking at each section and finish
- .-.- No data available at this section
- NA No data available



Horse/Jockey Name	The Love Rocket
Final Rank	4
Fastest Section Time (Section)	0:10.77 (400m)
Top Speed [km/h] (Section)	67.7 (400m)
Race State	Finished



Sunshine Coast QLD Professional

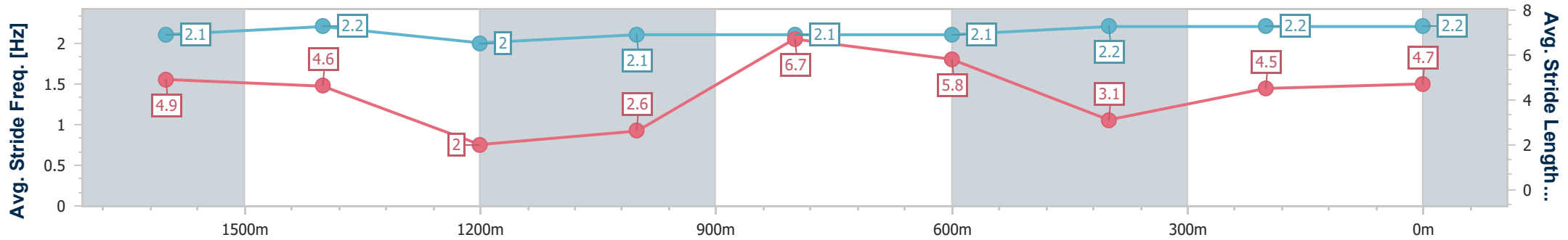
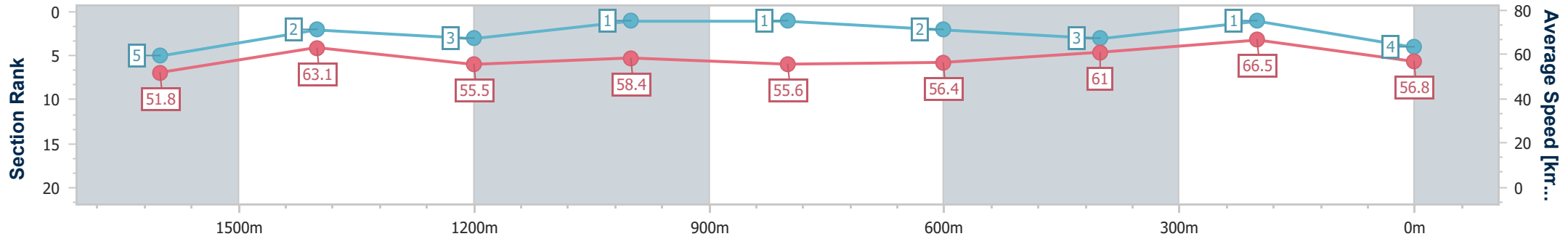
Race 8: TAB BM62 Handicap - 1800m

30 July 2023 - 16:55

Track Rating: Good 4, Weather: Fine, Rail Position: +8m



Section	Overall	1600m	1400m	1200m	1000m	800m	600m	400m	200m
Section Times	1:52.49 [4] (0:13.94)	1:38.55 [5] (0:11.54)	1:27.01 [2] (0:13.15)	1:13.86 [3] (0:12.30)	1:01.56 [1] (0:13.05)	0:48.51 [1] (0:12.99)	0:35.52 [2] (0:11.98)	0:23.54 [3] (0:10.77)	0:12.77 [1] (0:12.77)
Average Speed [km/h]	51.8	63.1	55.5	58.4	55.6	56.4	61.0	66.5	56.8
Top Speed [km/h]	65.8	65.9	61.7	64.6	56.3	59.4	66.2	67.7	63.3
Avg. Dist. to Rail [m]	6.5	3.6	3.6	3.4	2.9	2.4	2.2	2.4	1.3
Avg. Stride Freq. [Hz]	2.1	2.2	2.0	2.1	2.1	2.1	2.2	2.2	2.2
Avg. Stride Length [m]	4.9	4.6	2.0	2.6	6.7	5.8	3.1	4.5	4.7



- [] Ranking at each section and finish
- .-.- No data available at this section
- NA No data available



Horse/Jockey Name	Set Ablaze
Final Rank	5
Fastest Section Time (Section)	0:11.21 (400m)
Top Speed [km/h] (Section)	68.4 (Overall)
Race State	Finished



Sunshine Coast QLD Professional

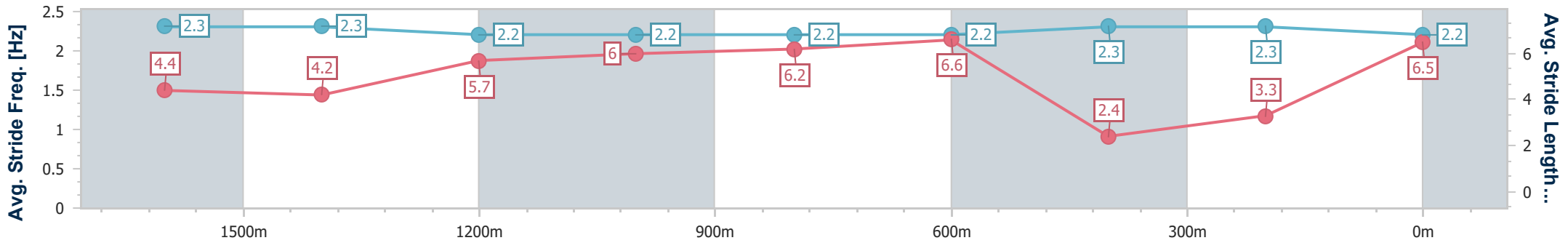
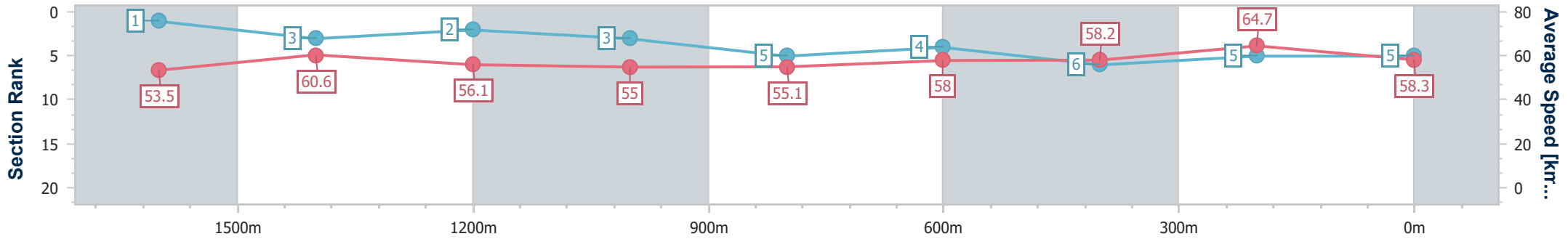
Race 8: TAB BM62 Handicap - 1800m

30 July 2023 - 16:55

Track Rating: Good 4, Weather: Fine, Rail Position: +8m



Section	Overall	1600m	1400m	1200m	1000m	800m	600m	400m	200m
Section Times	1:53.08 [5] (0:13.45)	1:39.63 [1] (0:12.07)	1:27.56 [3] (0:12.77)	1:14.79 [2] (0:13.12)	1:01.67 [3] (0:13.09)	0:48.58 [5] (0:12.59)	0:35.99 [4] (0:12.43)	0:23.56 [6] (0:11.21)	0:12.35 [5] (0:12.35)
Average Speed [km/h]	53.5	60.6	56.1	55.0	55.1	58.0	58.2	64.7	58.3
Top Speed [km/h]	68.4	68.4	62.0	61.4	59.3	60.7	65.0	64.8	63.2
Avg. Dist. to Rail [m]	4.8	1.9	0.5	0.9	0.7	2.3	2.1	0.8	1.1
Avg. Stride Freq. [Hz]	2.3	2.3	2.2	2.2	2.2	2.2	2.3	2.3	2.2
Avg. Stride Length [m]	4.4	4.2	5.7	6.0	6.2	6.6	2.4	3.3	6.5



- [] Ranking at each section and finish
- .-.- No data available at this section
- NA No data available



Horse/Jockey Name	Iridessa
Final Rank	6
Fastest Section Time (Section)	0:11.30 (600m)
Top Speed [km/h] (Section)	69.4 (1600m)
Race State	Finished



Sunshine Coast QLD Professional

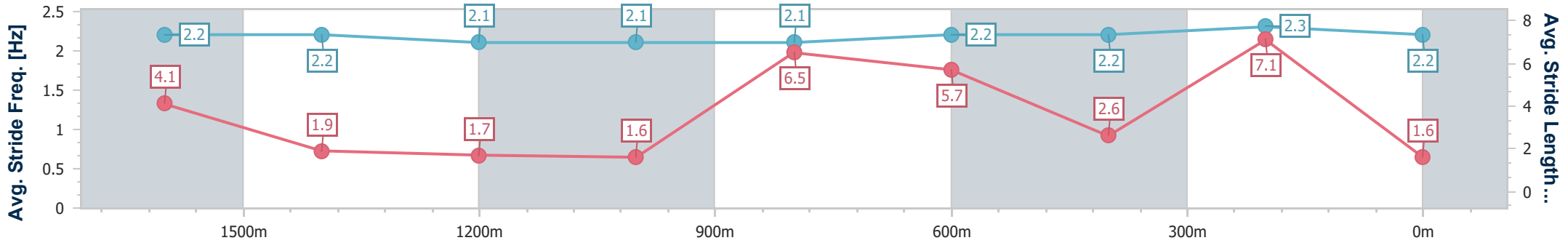
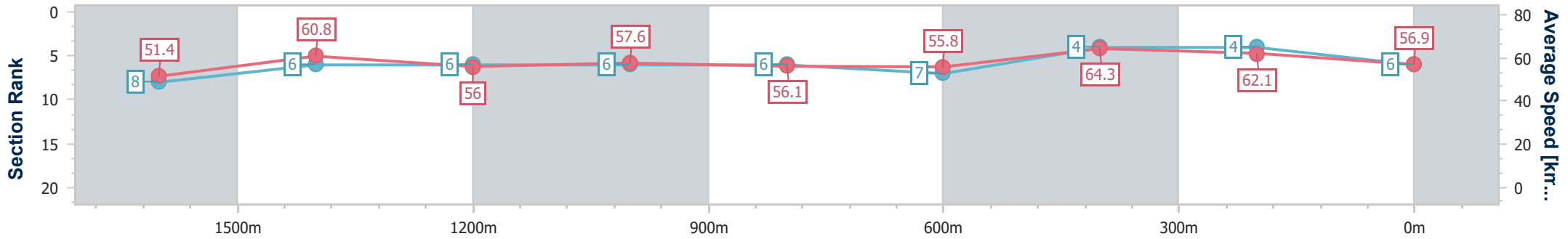
Race 8: TAB BM62 Handicap - 1800m

30 July 2023 - 16:55

Track Rating: Good 4, Weather: Fine, Rail Position: +8m



Section	Overall	1600m	1400m	1200m	1000m	800m	600m	400m	200m			
Section Times	1:53.33 [6] (0:14.28)	1:39.05 [8] (0:11.91)	1:27.14 [6] (0:12.93)	1:14.21 [6] (0:12.39)	1:01.82 [6] (0:13.08)	0:48.74 [6] (0:13.13)	0:35.61 [7] (0:11.30)	0:24.31 [4] (0:11.58)	0:12.73 [4] (0:12.73)			
Average Speed [km/h]	51.4	60.8	56.0	57.6	56.1	55.8	64.3	62.1	56.9			
Top Speed [km/h]	61.3	69.4	63.4	66.5	66.4	62.3	68.4	63.2	62.3			
Avg. Dist. to Rail [m]	6.8	2.9	3.3	3.4	2.9	2.1	2.5	3.7	3.6			
Avg. Stride Freq. [Hz]	2.2	2.2	2.1	2.1	2.1	2.2	2.2	2.3	2.2			
Avg. Stride Length [m]	4.1	1.9	1.7	1.6	6.5	5.7	2.6	7.1	1.6			



- [] Ranking at each section and finish
- .-.- No data available at this section
- NA No data available



Horse/Jockey Name	Sokudo
Final Rank	7
Fastest Section Time (Section)	0:10.97 (400m)
Top Speed [km/h] (Section)	66.7 (1200m)
Race State	Finished



Sunshine Coast QLD Professional

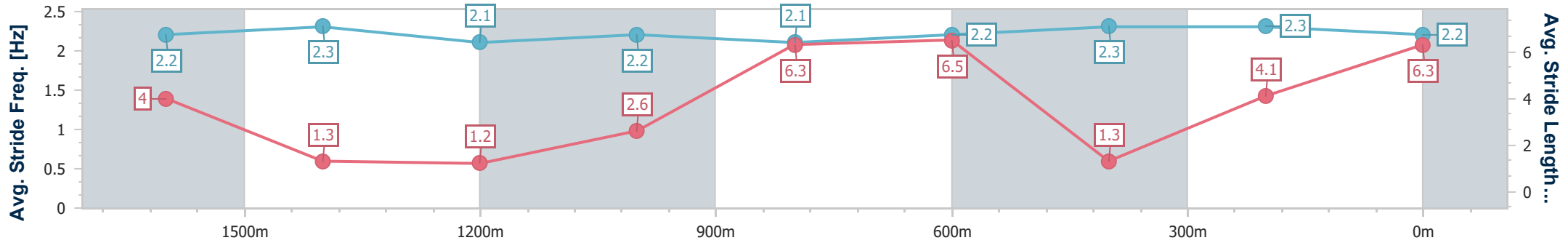
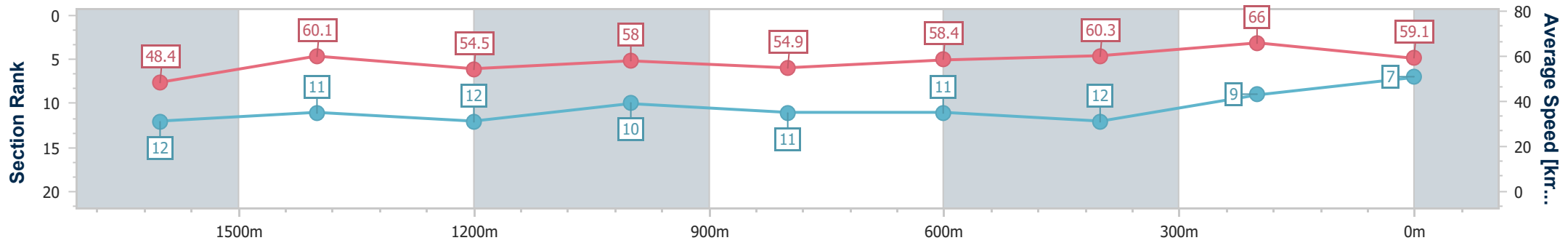
Race 8: TAB BM62 Handicap - 1800m

30 July 2023 - 16:55

Track Rating: Good 4, Weather: Fine, Rail Position: +8m



Section	Overall	1600m	1400m	1200m	1000m	800m	600m	400m	200m
Section Times	1:53.40 [7] (0:14.96)	1:38.44 [12] (0:11.79)	1:26.65 [11] (0:13.32)	1:13.33 [12] (0:12.35)	1:00.98 [10] (0:13.24)	0:47.74 [11] (0:12.49)	0:35.25 [11] (0:12.10)	0:23.15 [12] (0:10.97)	0:12.18 [9] (0:12.18)
Average Speed [km/h]	48.4	60.1	54.5	58.0	54.9	58.4	60.3	66.0	59.1
Top Speed [km/h]	63.8	64.7	57.8	66.7	60.8	62.8	63.7	64.8	63.9
Avg. Dist. to Rail [m]	2.2	0.7	1.1	1.4	1.4	2.7	2.9	1.5	0.3
Avg. Stride Freq. [Hz]	2.2	2.3	2.1	2.2	2.1	2.2	2.3	2.3	2.2
Avg. Stride Length [m]	4.0	1.3	1.2	2.6	6.3	6.5	1.3	4.1	6.3



- [] Ranking at each section and finish
- .-.- No data available at this section
- NA No data available



Horse/Jockey Name	Willnotquit
Final Rank	8
Fastest Section Time (Section)	0:11.12 (400m)
Top Speed [km/h] (Section)	68.0 (1200m)
Race State	Finished



Sunshine Coast QLD Professional

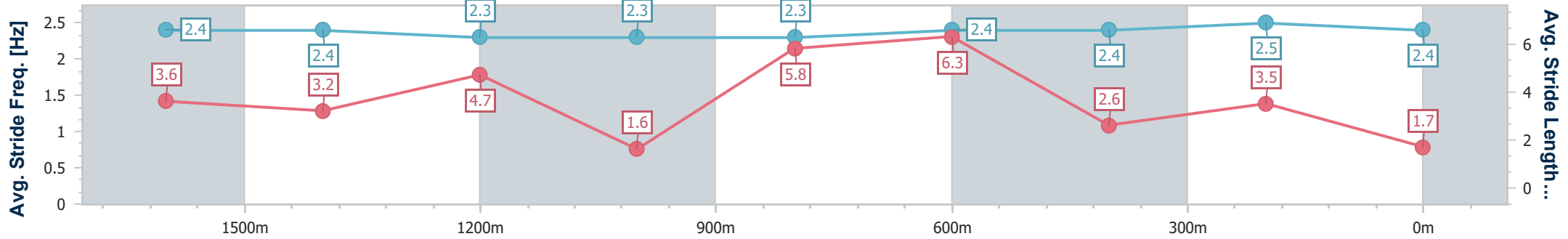
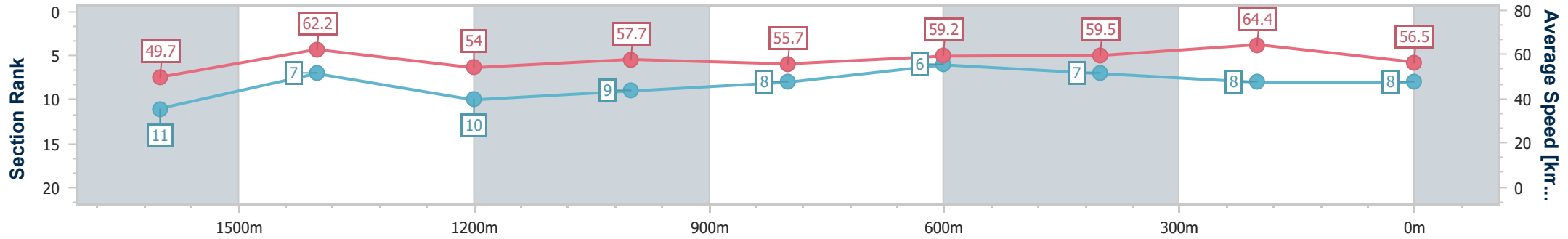
Race 8: TAB BM62 Handicap - 1800m

30 July 2023 - 16:55

Track Rating: Good 4, Weather: Fine, Rail Position: +8m



Section	Overall	1600m	1400m	1200m	1000m	800m	600m	400m	200m				
Section Times	1:53.68 [8] (0:14.58)	1:39.10 [11] (0:11.66)	1:27.44 [7] (0:13.37)	1:14.07 [10] (0:12.51)	1:01.56 [9] (0:13.02)	0:48.54 [8] (0:12.25)	0:36.29 [6] (0:12.48)	0:23.81 [7] (0:11.12)	0:12.69 [8] (0:12.69)				
Average Speed [km/h]	49.7	62.2	54.0	57.7	55.7	59.2	59.5	64.4	56.5				
Top Speed [km/h]	60.2	67.0	57.0	68.0	62.7	62.7	65.5	68.0	66.2				
Avg. Dist. to Rail [m]	5.3	2.9	2.7	2.3	1.5	1.1	4.5	5.8	6.2				
Avg. Stride Freq. [Hz]	2.4	2.4	2.3	2.3	2.3	2.4	2.4	2.5	2.4				
Avg. Stride Length [m]	3.6	3.2	4.7	1.6	5.8	6.3	2.6	3.5	1.7				



- [] Ranking at each section and finish
- .-.- No data available at this section
- NA No data available



Horse/Jockey Name	Mickey's Pride
Final Rank	9
Fastest Section Time (Section)	0:11.34 (400m)
Top Speed [km/h] (Section)	68.4 (400m)
Race State	Finished



Sunshine Coast QLD Professional

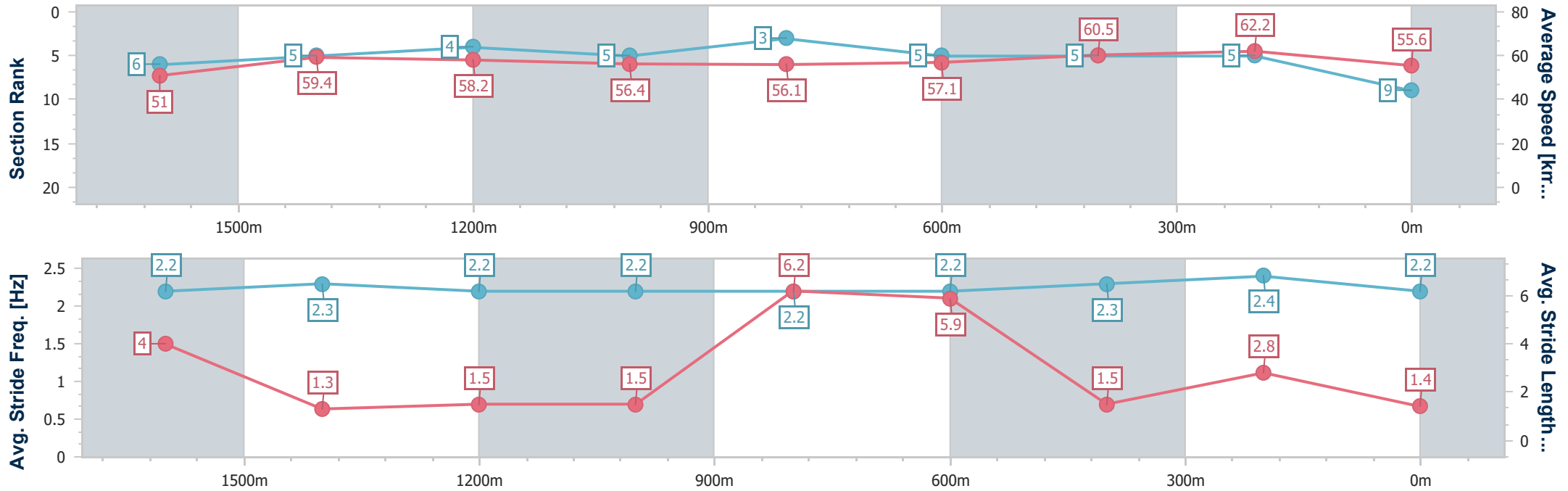
Race 8: TAB BM62 Handicap - 1800m

30 July 2023 - 16:55

Track Rating: Good 4, Weather: Fine, Rail Position: +8m



Section	Overall	1600m	1400m	1200m	1000m	800m	600m	400m	200m
Section Times	1:53.83 [9] (0:14.18)	1:39.65 [6] (0:12.01)	1:27.64 [5] (0:12.48)	1:15.16 [4] (0:12.80)	1:02.36 [5] (0:12.88)	0:49.48 [3] (0:12.85)	0:36.63 [5] (0:12.19)	0:24.44 [5] (0:11.34)	0:13.10 [5] (0:13.10)
Average Speed [km/h]	51.0	59.4	58.2	56.4	56.1	57.1	60.5	62.2	55.6
Top Speed [km/h]	63.9	67.5	63.1	66.8	66.8	60.5	66.7	68.4	58.9
Avg. Dist. to Rail [m]	2.0	1.4	3.0	2.9	1.6	2.7	3.2	4.5	5.0
Avg. Stride Freq. [Hz]	2.2	2.3	2.2	2.2	2.2	2.2	2.3	2.4	2.2
Avg. Stride Length [m]	4.0	1.3	1.5	1.5	6.2	5.9	1.5	2.8	1.4



- [] Ranking at each section and finish
- .-.- No data available at this section
- NA No data available



Horse/Jockey Name	Reformist
Final Rank	10
Fastest Section Time (Section)	0:11.45 (400m)
Top Speed [km/h] (Section)	68.4 (600m)
Race State	Finished



Sunshine Coast QLD Professional

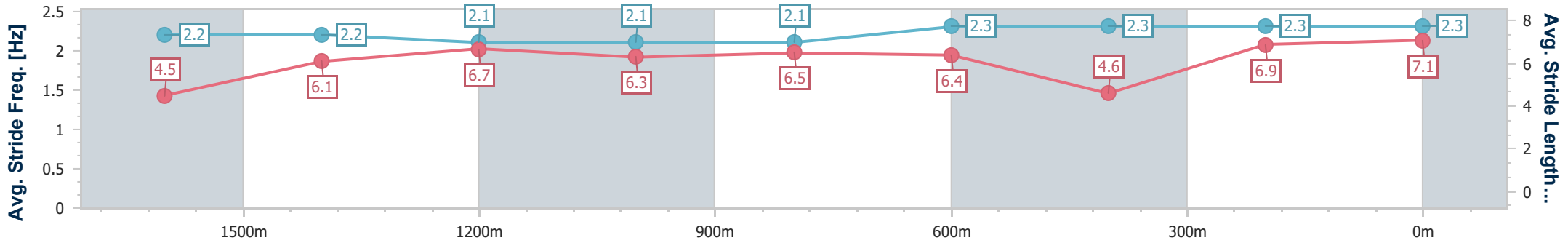
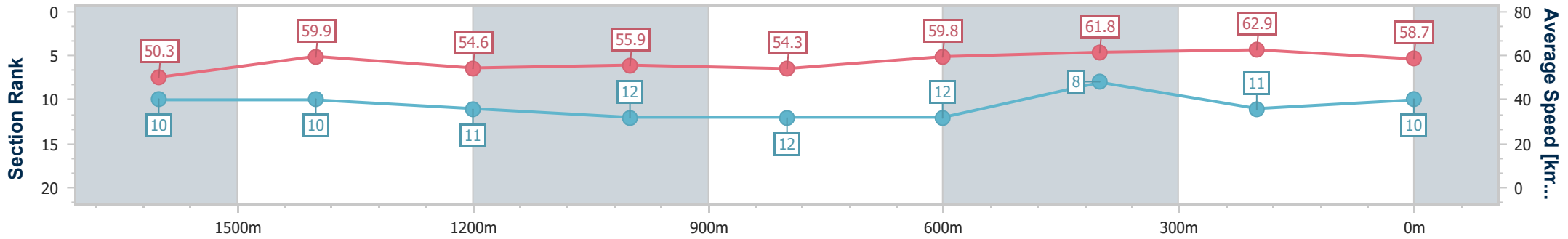
Race 8: TAB BM62 Handicap - 1800m



30 July 2023 - 16:55

Track Rating: Good 4, Weather: Fine, Rail Position: +8m

Section	Overall	1600m	1400m	1200m	1000m	800m	600m	400m	200m				
Section Times	1:53.86 [10] (0:14.42)	1:39.44 [10] (0:12.09)	1:27.35 [10] (0:13.25)	1:14.10 [11] (0:12.89)	1:01.21 [12] (0:13.28)	0:47.93 [12] (0:12.22)	0:35.71 [12] (0:12.00)	0:23.71 [8] (0:11.45)	0:12.26 [11] (0:12.26)				
Average Speed [km/h]	50.3	59.9	54.6	55.9	54.3	59.8	61.8	62.9	58.7				
Top Speed [km/h]	66.5	64.3	62.0	59.6	57.8	65.1	68.4	65.3	62.6				
Avg. Dist. to Rail [m]	8.1	1.5	1.4	1.9	1.0	2.6	5.0	6.6	6.9				
Avg. Stride Freq. [Hz]	2.2	2.2	2.1	2.1	2.1	2.3	2.3	2.3	2.3				
Avg. Stride Length [m]	4.5	6.1	6.7	6.3	6.5	6.4	4.6	6.9	7.1				



- [] Ranking at each section and finish
- .-.- No data available at this section
- NA No data available



Horse/Jockey Name	Mr Dudwey
Final Rank	11
Fastest Section Time (Section)	0:11.42 (400m)
Top Speed [km/h] (Section)	64.8 (400m)
Race State	Finished



Sunshine Coast QLD Professional

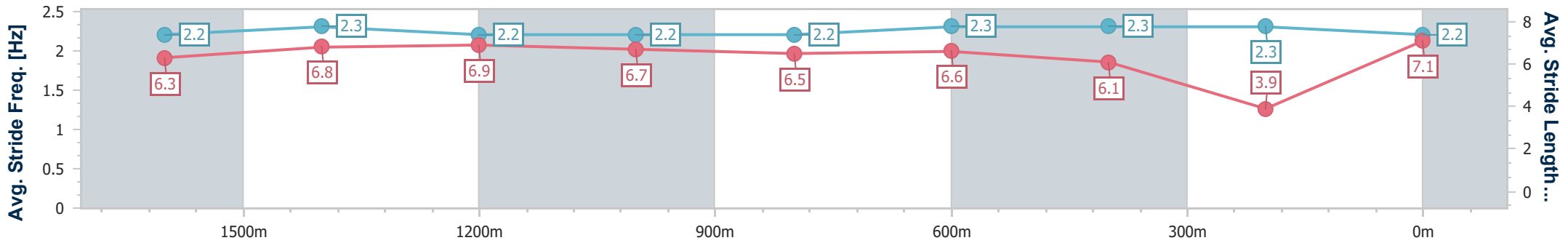
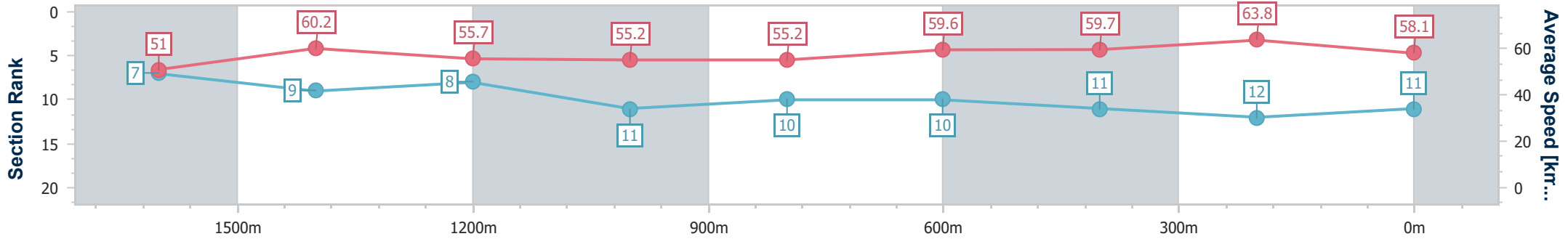
Race 8: TAB BM62 Handicap - 1800m



30 July 2023 - 16:55

Track Rating: Good 4, Weather: Fine, Rail Position: +8m

Section	Overall	1600m	1400m	1200m	1000m	800m	600m	400m	200m				
Section Times	1:54.01 [11] (0:14.28)	1:39.73 [7] (0:12.02)	1:27.71 [9] (0:13.06)	1:14.65 [8] (0:13.10)	1:01.55 [11] (0:13.12)	0:48.43 [10] (0:12.39)	0:36.04 [10] (0:12.22)	0:23.82 [11] (0:11.42)	0:12.40 [12] (0:12.40)				
Average Speed [km/h]	51.0	60.2	55.7	55.2	55.2	59.6	59.7	63.8	58.1				
Top Speed [km/h]	59.5	62.9	58.6	58.5	58.1	63.0	63.3	64.8	60.8				
Avg. Dist. to Rail [m]	6.8	3.0	3.8	3.9	2.5	4.0	4.6	3.1	1.5				
Avg. Stride Freq. [Hz]	2.2	2.3	2.2	2.2	2.2	2.3	2.3	2.3	2.2				
Avg. Stride Length [m]	6.3	6.8	6.9	6.7	6.5	6.6	6.1	3.9	7.1				



- [] Ranking at each section and finish
- .-.- No data available at this section
- NA No data available



Horse/Jockey Name	Our Belle Fille
Final Rank	12
Fastest Section Time (Section)	0:11.20 (400m)
Top Speed [km/h] (Section)	67.2 (1600m)
Race State	Finished



Sunshine Coast QLD Professional

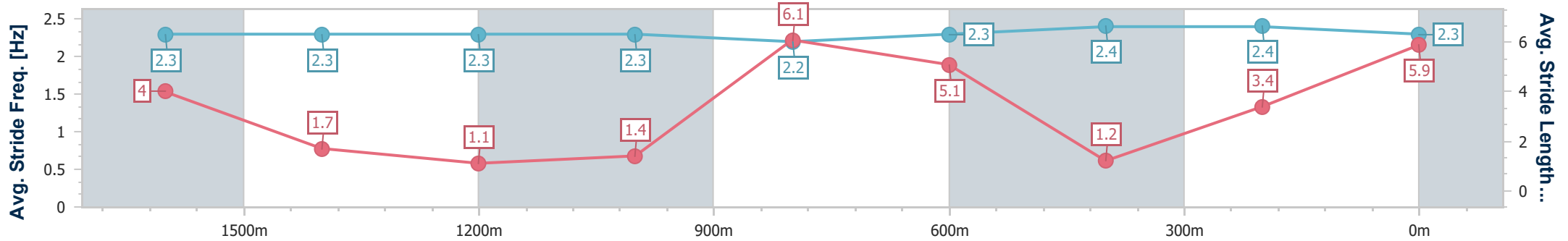
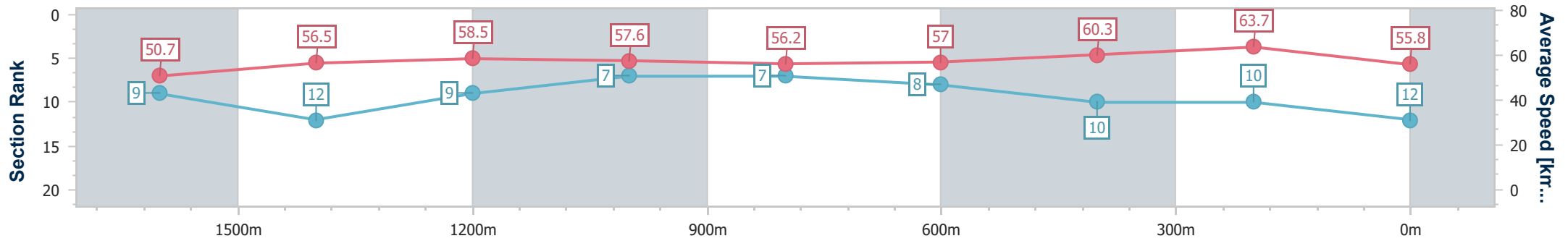
Race 8: TAB BM62 Handicap - 1800m

30 July 2023 - 16:55

Track Rating: Good 4, Weather: Fine, Rail Position: +8m



Section	Overall	1600m	1400m	1200m	1000m	800m	600m	400m	200m				
Section Times	1:54.28 [12] (0:14.31)	1:39.97 [9] (0:12.72)	1:27.25 [12] (0:12.48)	1:14.77 [9] (0:12.37)	1:02.40 [7] (0:13.06)	0:49.34 [7] (0:12.91)	0:36.43 [8] (0:12.34)	0:24.09 [10] (0:11.20)	0:12.89 [10] (0:12.89)				
Average Speed [km/h]	50.7	56.5	58.5	57.6	56.2	57.0	60.3	63.7	55.8				
Top Speed [km/h]	65.2	67.2	58.5	65.3	65.3	64.9	66.3	64.8	61.5				
Avg. Dist. to Rail [m]	6.3	3.4	4.0	4.0	3.1	3.8	4.3	5.8	6.5				
Avg. Stride Freq. [Hz]	2.3	2.3	2.3	2.3	2.2	2.3	2.4	2.4	2.3				
Avg. Stride Length [m]	4.0	1.7	1.1	1.4	6.1	5.1	1.2	3.4	5.9				



- [] Ranking at each section and finish
- .-.- No data available at this section
- NA No data available