



Sunshine Coast QLD Professional

Race 5: Barrier Reef Pools Handicap - 1000m

30 July 2023 - 15:00



Track Rating: Good 4, Weather: Fine, Rail Position: +8m

Section											Last 600m		
Field Times		Overall	800m	600m	400m	200m							
		0:57.32 (0:13.03)	0:44.29 (0:10.59)	0:33.70 (0:10.93)	0:22.77 (0:10.95)	0:11.82 (0:11.82)						0:33.70	
Rank	TAB	Horse/Jockey	Barrier	Top Speed [km/h]	Fastest Section	Overall	800m	600m	400m	200m	Margin	Last 600m	Distance Travelled [m]
1	3	SUPERARE Martin Harley	2	70.7 800m	0:10.59 800m	0:57.32 [1] (0:13.27)	0:44.05 [4] (0:10.59)	0:33.46 [4] (0:10.99)	0:22.47 [4] (0:10.79)	0:11.68 [3] (0:11.68)	0:57.32	0:33.46	
2	7	YOU'LL BE MIST Ben Thompson	1	70.4 Overall	0:10.59 800m	0:57.32 [2] (0:13.03)	0:44.29 [1] (0:10.59)	0:33.70 [1] (0:10.93)	0:22.77 [1] (0:10.95)	0:11.82 [1] (0:11.82)	0.1L	0:33.70	-2
3	6	RED RUBI Jaden Lloyd	6	69.7 800m	0:10.47 800m	0:57.52 [3] (0:13.88)	0:43.64 [9] (0:10.47)	0:33.17 [9] (0:10.84)	0:22.33 [9] (0:10.70)	0:11.63 [5] (0:11.63)	1.1L	0:33.17	-2
4	4	DRAGON MISS Samantha Collett	3	70.1 800m	0:10.55 800m	0:57.56 [4] (0:13.15)	0:44.41 [2] (0:10.55)	0:33.86 [2] (0:10.99)	0:22.87 [2] (0:10.93)	0:11.94 [2] (0:11.94)	1.3L	0:33.86	+1
5	9	HODGSON Jake Bayliss	5	69.8 800m	0:10.72 800m	0:57.93 [5] (0:13.22)	0:44.71 [3] (0:10.72)	0:33.99 [5] (0:10.93)	0:23.06 [5] (0:10.89)	0:12.17 [4] (0:12.17)	3.3L	0:33.99	+4
6	2	BOLD STYLE James Orman	9	69.7 800m	0:10.64 800m	0:57.94 [6] (0:14.10)	0:43.84 [10] (0:10.64)	0:33.20 [10] (0:10.80)	0:22.40 [10] (0:10.80)	0:11.60 [10] (0:11.60)	3.4L	0:33.20	+1
7	10	FIVE OXFORD Taylor Marshall	8	69.3 800m	0:10.57 800m	0:58.03 [7] (0:13.57)	0:44.46 [8] (0:10.57)	0:33.89 [8] (0:10.92)	0:22.97 [7] (0:11.09)	0:11.88 [9] (0:11.88)	3.8L	0:33.89	-2
8	11	IRING Sean Cormack	4	70.7 800m	0:10.56 800m	0:58.09 [8] (0:13.48)	0:44.61 [7] (0:10.56)	0:34.05 [6] (0:11.09)	0:22.96 [8] (0:10.94)	0:12.02 [8] (0:12.02)	4L	0:34.05	+2
9	1	CONTEMPTUOUS Emily Lang	10	70.3 800m	0:10.67 800m	0:58.39 [9] (0:13.41)	0:44.98 [6] (0:10.67)	0:34.31 [7] (0:10.94)	0:23.37 [6] (0:10.97)	0:12.40 [6] (0:12.40)	5.8L	0:34.31	+3
10	5	BUGALUGS Anthony Allen	11	68.4 Overall	0:10.41 800m	0:58.46 [10] (0:13.34)	0:45.12 [5] (0:10.41)	0:34.71 [3] (0:10.99)	0:23.72 [3] (0:11.29)	0:12.43 [7] (0:12.43)	6.1L	0:34.71	+2

Scratched: Avolonte (#8)

Report Created: Sun 30 July 2023 16:22 GMT+10 (Note: Timing is based on position data)

Page 1/11

[] Ranking at each section and finish
 -:-:- No data available at this section
 NA No data available

SCN Saddle cloth number
 DNF Did not finish
 DNT Did not track

data processed by TRIPLESDATA



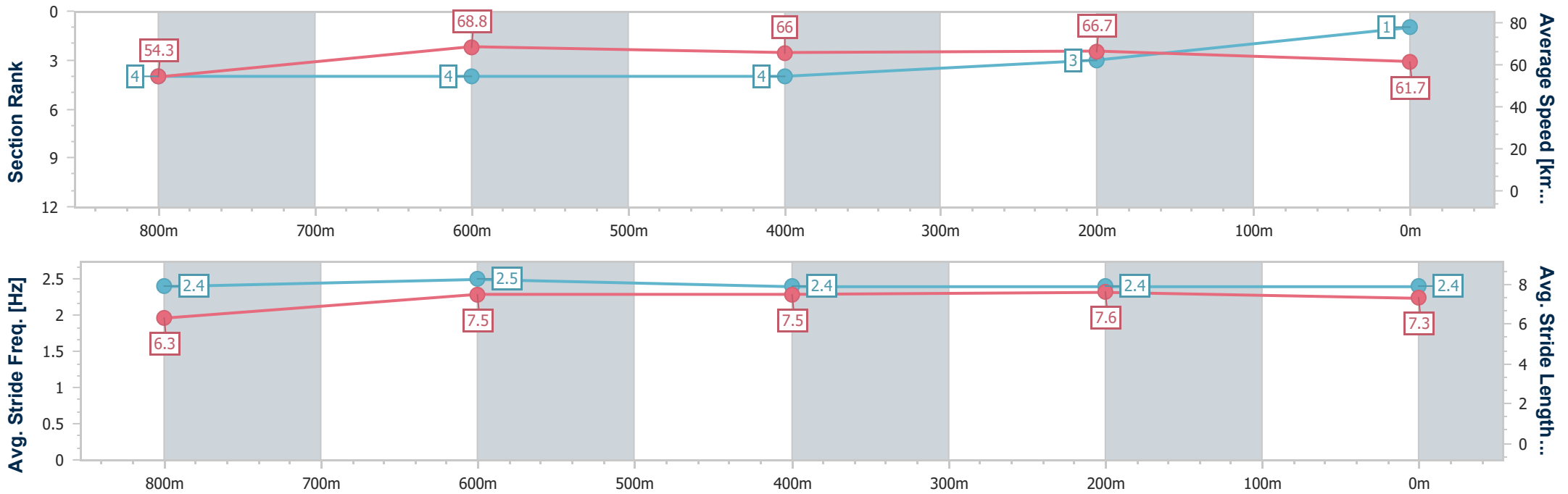
Horse/Jockey Name	Superare
Final Rank	1
Fastest Section Time (Section)	0:10.59 (800m)
Top Speed [km/h] (Section)	70.7 (800m)
Race State	Finished



Sunshine Coast QLD Professional
 Race 5: Barrier Reef Pools Handicap - 1000m
 30 July 2023 - 15:00
 Track Rating: Good 4, Weather: Fine, Rail Position: +8m



Section	Overall	800m	600m	400m	200m
Section Times	0:57.32 [1] (0:13.27)	0:44.05 [4] (0:10.59)	0:33.46 [4] (0:10.99)	0:22.47 [4] (0:10.79)	0:11.68 [3] (0:11.68)
Average Speed [km/h]	54.3	68.8	66.0	66.7	61.7
Top Speed [km/h]	68.4	70.7	66.9	68.3	66.2
Avg. Dist. to Rail [m]	0.0	2.6	1.3	0.4	2.5
Avg. Stride Freq. [Hz]	2.4	2.5	2.4	2.4	2.4
Avg. Stride Length [m]	6.3	7.5	7.5	7.6	7.3



- [] Ranking at each section and finish
- .-.- No data available at this section
- NA No data available



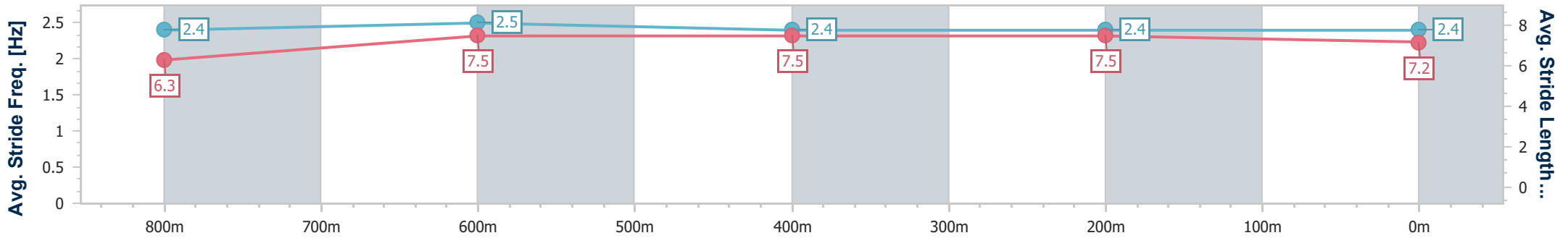
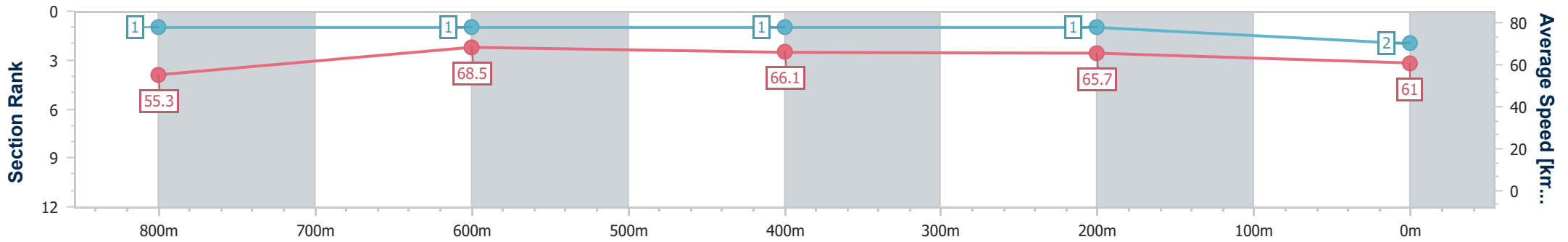
Horse/Jockey Name	You'll Be Mist
Final Rank	2
Fastest Section Time (Section)	0:10.59 (800m)
Top Speed [km/h] (Section)	70.4 (Overall)
Race State	Finished



Sunshine Coast QLD Professional
 Race 5: Barrier Reef Pools Handicap - 1000m
 30 July 2023 - 15:00
 Track Rating: Good 4, Weather: Fine, Rail Position: +8m



Section	Overall	800m	600m	400m	200m
Section Times	0:57.32 [2] (0:13.03)	0:44.29 [1] (0:10.59)	0:33.70 [1] (0:10.93)	0:22.77 [1] (0:10.95)	0:11.82 [1] (0:11.82)
Average Speed [km/h]	55.3	68.5	66.1	65.7	61.0
Top Speed [km/h]	70.4	70.1	67.1	66.7	64.7
Avg. Dist. to Rail [m]	2.6	1.8	0.7	0.8	1.2
Avg. Stride Freq. [Hz]	2.4	2.5	2.4	2.4	2.4
Avg. Stride Length [m]	6.3	7.5	7.5	7.5	7.2



- [] Ranking at each section and finish
- .-.- No data available at this section
- NA No data available



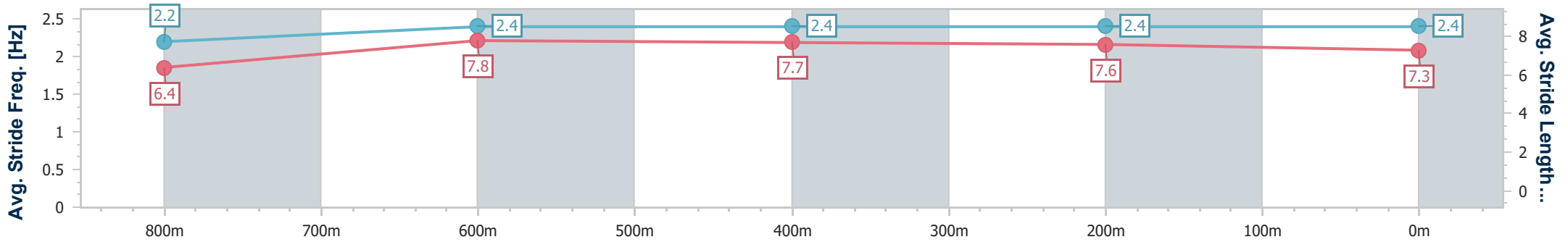
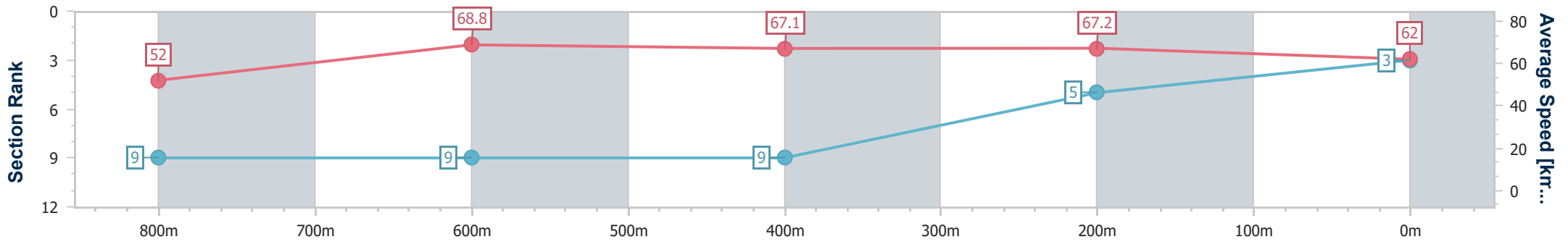
Horse/Jockey Name	Red Rubi
Final Rank	3
Fastest Section Time (Section)	0:10.47 (800m)
Top Speed [km/h] (Section)	69.7 (800m)
Race State	Finished



Sunshine Coast QLD Professional
 Race 5: Barrier Reef Pools Handicap - 1000m
 30 July 2023 - 15:00
 Track Rating: Good 4, Weather: Fine, Rail Position: +8m



Section	Overall	800m	600m	400m	200m
Section Times	0:57.52 [3] (0:13.88)	0:43.64 [9] (0:10.47)	0:33.17 [9] (0:10.84)	0:22.33 [9] (0:10.70)	0:11.63 [5] (0:11.63)
Average Speed [km/h]	52.0	68.8	67.1	67.2	62.0
Top Speed [km/h]	69.4	69.7	67.9	67.9	66.1
Avg. Dist. to Rail [m]	2.6	0.5	1.6	2.3	5.2
Avg. Stride Freq. [Hz]	2.2	2.4	2.4	2.4	2.4
Avg. Stride Length [m]	6.4	7.8	7.7	7.6	7.3



- [] Ranking at each section and finish
- .-.- No data available at this section
- NA No data available



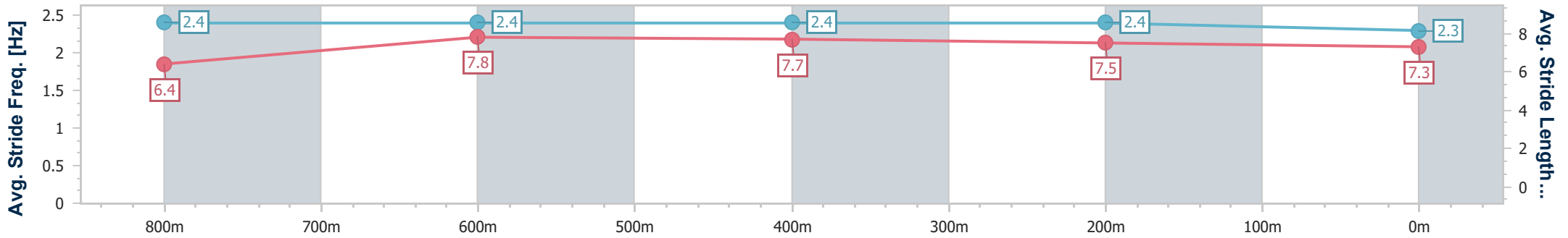
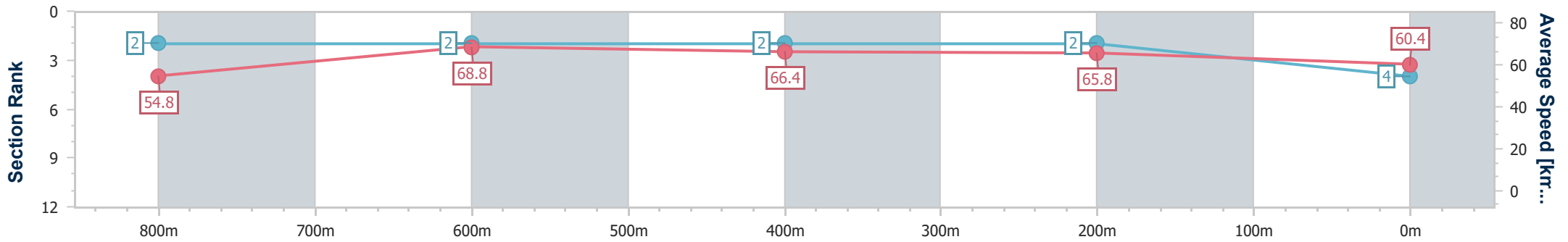
Horse/Jockey Name	Dragon Miss
Final Rank	4
Fastest Section Time (Section)	0:10.55 (800m)
Top Speed [km/h] (Section)	70.1 (800m)
Race State	Finished



Sunshine Coast QLD Professional
 Race 5: Barrier Reef Pools Handicap - 1000m
 30 July 2023 - 15:00
 Track Rating: Good 4, Weather: Fine, Rail Position: +8m



Section	Overall	800m	600m	400m	200m
Section Times	0:57.56 [4] (0:13.15)	0:44.41 [2] (0:10.55)	0:33.86 [2] (0:10.99)	0:22.87 [2] (0:10.93)	0:11.94 [2] (0:11.94)
Average Speed [km/h]	54.8	68.8	66.4	65.8	60.4
Top Speed [km/h]	70.0	70.1	68.4	67.1	63.7
Avg. Dist. to Rail [m]	3.0	2.1	2.2	1.5	2.9
Avg. Stride Freq. [Hz]	2.4	2.4	2.4	2.4	2.3
Avg. Stride Length [m]	6.4	7.8	7.7	7.5	7.3



- [] Ranking at each section and finish
- .-.- No data available at this section
- NA No data available



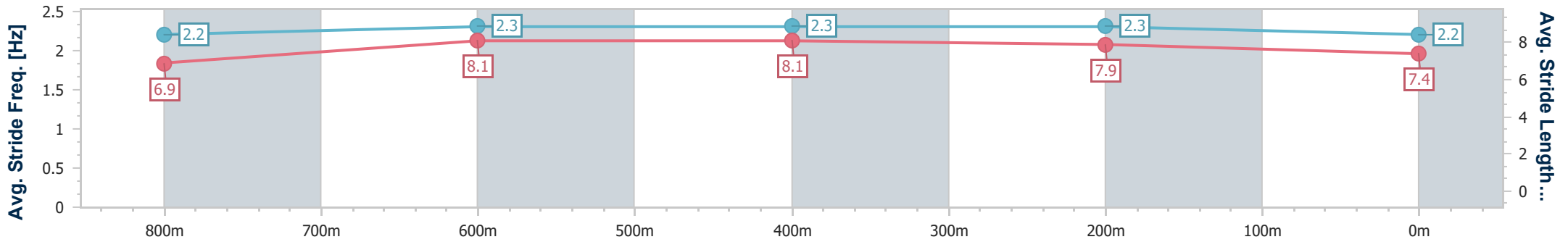
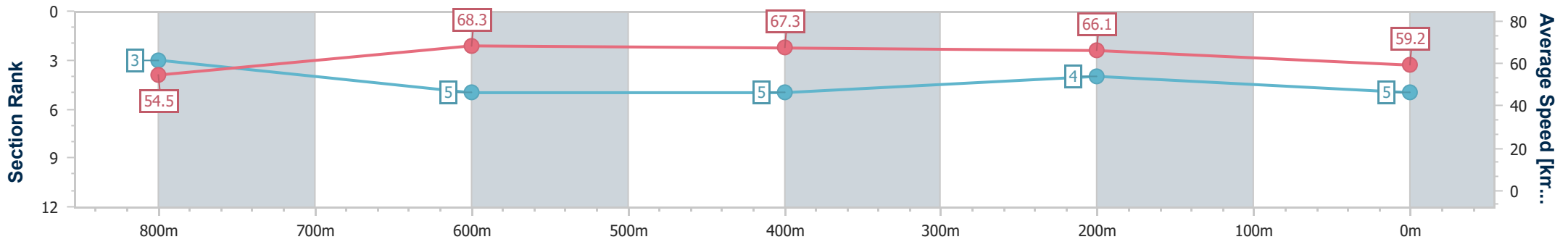
Horse/Jockey Name	Hodgson
Final Rank	5
Fastest Section Time (Section)	0:10.72 (800m)
Top Speed [km/h] (Section)	69.8 (800m)
Race State	Finished



Sunshine Coast QLD Professional
 Race 5: Barrier Reef Pools Handicap - 1000m
 30 July 2023 - 15:00
 Track Rating: Good 4, Weather: Fine, Rail Position: +8m



Section	Overall	800m	600m	400m	200m
Section Times	0:57.93 [5] (0:13.22)	0:44.71 [3] (0:10.72)	0:33.99 [5] (0:10.93)	0:23.06 [5] (0:10.89)	0:12.17 [4] (0:12.17)
Average Speed [km/h]	54.5	68.3	67.3	66.1	59.2
Top Speed [km/h]	68.9	69.8	68.2	67.3	63.4
Avg. Dist. to Rail [m]	5.5	4.4	3.5	5.4	7.0
Avg. Stride Freq. [Hz]	2.2	2.3	2.3	2.3	2.2
Avg. Stride Length [m]	6.9	8.1	8.1	7.9	7.4



- [] Ranking at each section and finish
- .-.- No data available at this section
- NA No data available



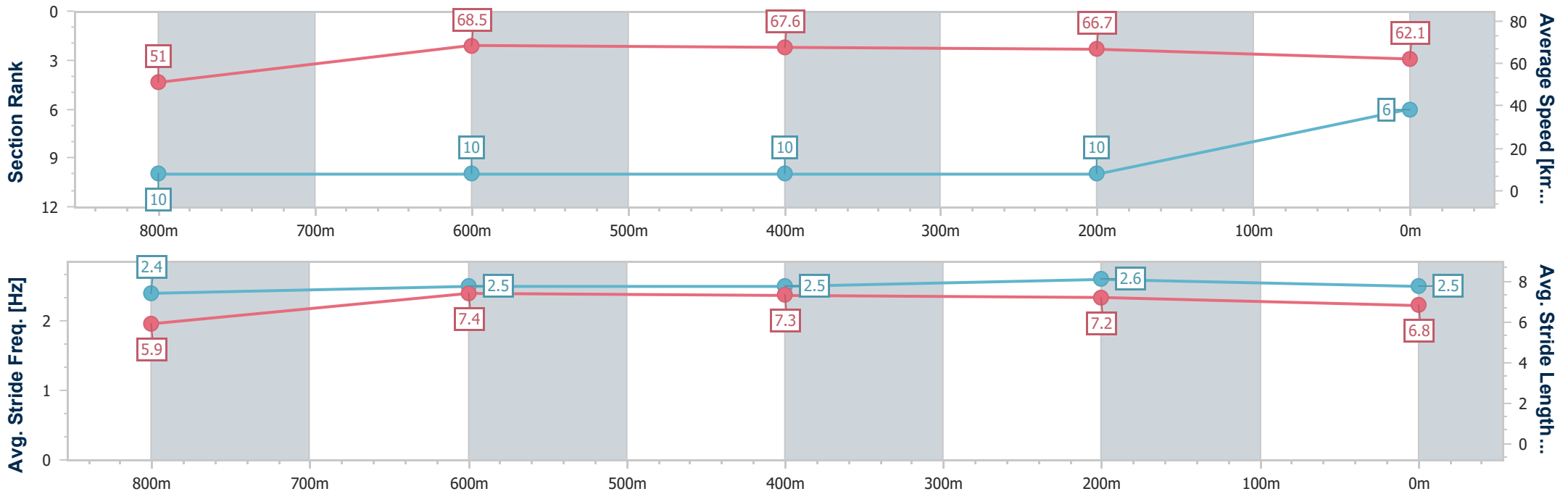
Horse/Jockey Name	Bold Style
Final Rank	6
Fastest Section Time (Section)	0:10.64 (800m)
Top Speed [km/h] (Section)	69.7 (800m)
Race State	Finished



Sunshine Coast QLD Professional
 Race 5: Barrier Reef Pools Handicap - 1000m
 30 July 2023 - 15:00
 Track Rating: Good 4, Weather: Fine, Rail Position: +8m



Section	Overall	800m	600m	400m	200m
Section Times	0:57.94 [6] (0:14.10)	0:43.84 [10] (0:10.64)	0:33.20 [10] (0:10.80)	0:22.40 [10] (0:10.80)	0:11.60 [10] (0:11.60)
Average Speed [km/h]	51.0	68.5	67.6	66.7	62.1
Top Speed [km/h]	68.7	69.7	69.3	68.0	65.4
Avg. Dist. to Rail [m]	5.9	2.6	2.5	5.8	10.7
Avg. Stride Freq. [Hz]	2.4	2.5	2.5	2.6	2.5
Avg. Stride Length [m]	5.9	7.4	7.3	7.2	6.8



- [] Ranking at each section and finish
- .-.- No data available at this section
- NA No data available



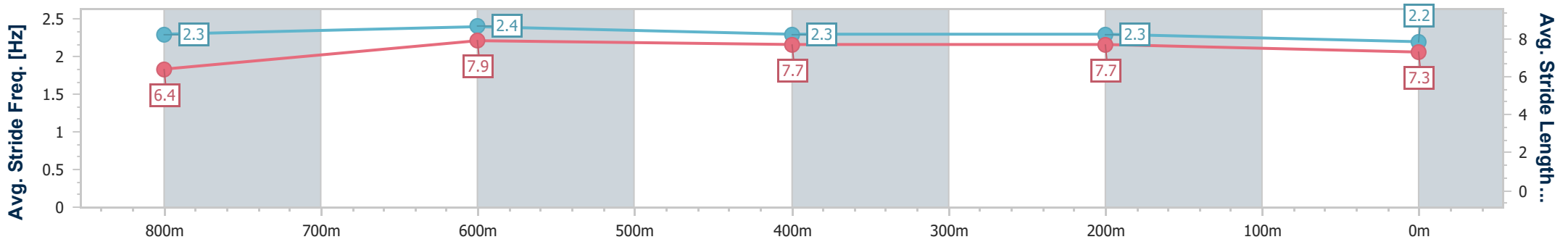
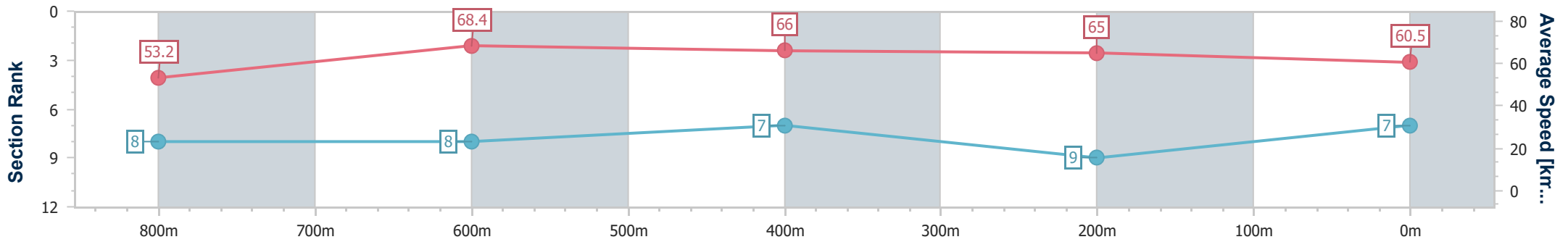
Horse/Jockey Name	Five Oxford
Final Rank	7
Fastest Section Time (Section)	0:10.57 (800m)
Top Speed [km/h] (Section)	69.3 (800m)
Race State	Finished



Sunshine Coast QLD Professional
 Race 5: Barrier Reef Pools Handicap - 1000m
 30 July 2023 - 15:00
 Track Rating: Good 4, Weather: Fine, Rail Position: +8m



Section	Overall	800m	600m	400m	200m
Section Times	0:58.03 [7] (0:13.57)	0:44.46 [8] (0:10.57)	0:33.89 [8] (0:10.92)	0:22.97 [7] (0:11.09)	0:11.88 [9] (0:11.88)
Average Speed [km/h]	53.2	68.4	66.0	65.0	60.5
Top Speed [km/h]	68.4	69.3	67.2	66.2	63.5
Avg. Dist. to Rail [m]	6.3	1.7	0.2	0.4	0.7
Avg. Stride Freq. [Hz]	2.3	2.4	2.3	2.3	2.2
Avg. Stride Length [m]	6.4	7.9	7.7	7.7	7.3



- [] Ranking at each section and finish
- .-.- No data available at this section
- NA No data available



Horse/Jockey Name	Iring
Final Rank	8
Fastest Section Time (Section)	0:10.56 (800m)
Top Speed [km/h] (Section)	70.7 (800m)
Race State	Finished



Sunshine Coast QLD Professional

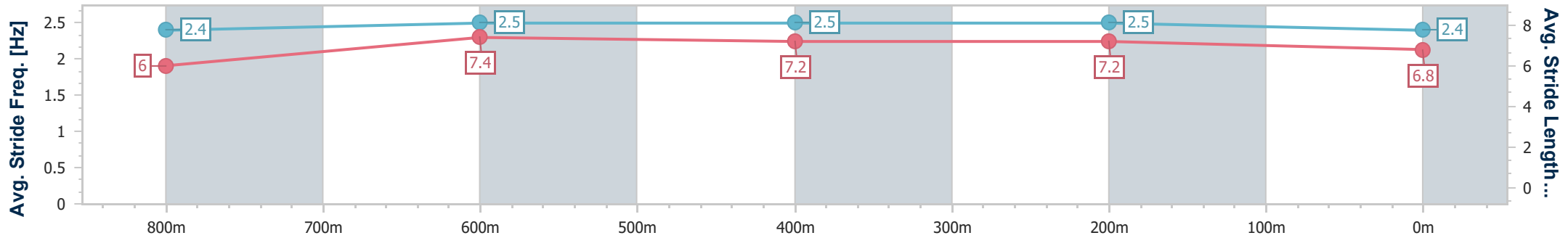
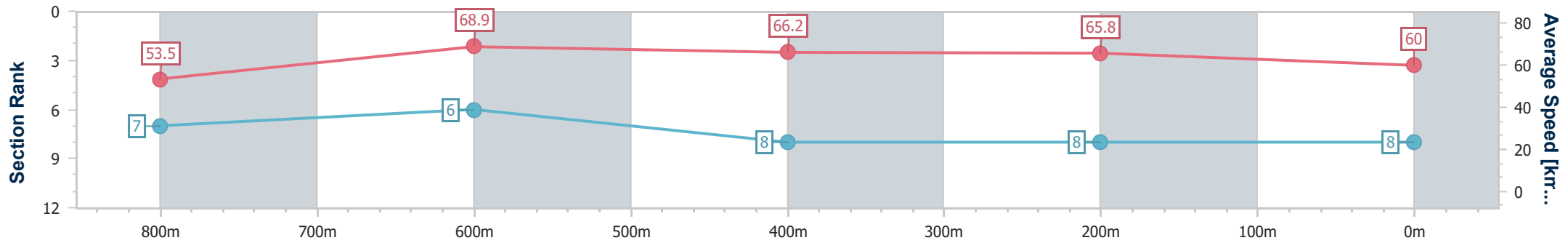
Race 5: Barrier Reef Pools Handicap - 1000m

30 July 2023 - 15:00

Track Rating: Good 4, Weather: Fine, Rail Position: +8m



Section	Overall	800m	600m	400m	200m
Section Times	0:58.09 [8] (0:13.48)	0:44.61 [7] (0:10.56)	0:34.05 [6] (0:11.09)	0:22.96 [8] (0:10.94)	0:12.02 [8] (0:12.02)
Average Speed [km/h]	53.5	68.9	66.2	65.8	60.0
Top Speed [km/h]	69.6	70.7	67.5	67.5	63.4
Avg. Dist. to Rail [m]	5.3	2.8	3.4	5.1	6.9
Avg. Stride Freq. [Hz]	2.4	2.5	2.5	2.5	2.4
Avg. Stride Length [m]	6.0	7.4	7.2	7.2	6.8



- [] Ranking at each section and finish
- .-.- No data available at this section
- NA No data available



Horse/Jockey Name	Contemtuosus
Final Rank	9
Fastest Section Time (Section)	0:10.67 (800m)
Top Speed [km/h] (Section)	70.3 (800m)
Race State	Finished



Sunshine Coast QLD Professional

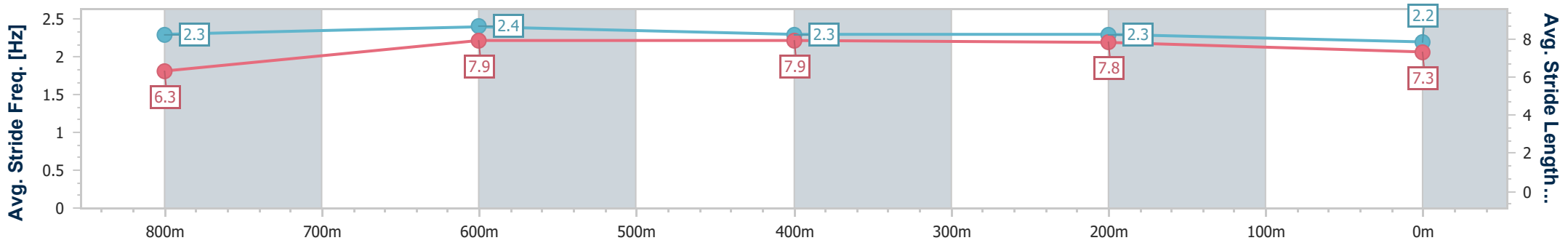
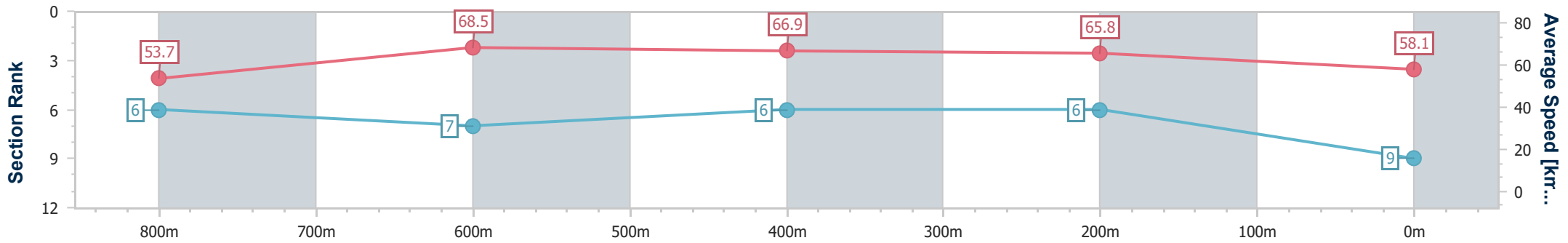
Race 5: Barrier Reef Pools Handicap - 1000m

30 July 2023 - 15:00

Track Rating: Good 4, Weather: Fine, Rail Position: +8m



Section	Overall	800m	600m	400m	200m
Section Times	0:58.39 [9] (0:13.41)	0:44.98 [6] (0:10.67)	0:34.31 [7] (0:10.94)	0:23.37 [6] (0:10.97)	0:12.40 [6] (0:12.40)
Average Speed [km/h]	53.7	68.5	66.9	65.8	58.1
Top Speed [km/h]	70.0	70.3	68.4	66.7	63.2
Avg. Dist. to Rail [m]	7.8	4.0	2.9	5.3	8.6
Avg. Stride Freq. [Hz]	2.3	2.4	2.3	2.3	2.2
Avg. Stride Length [m]	6.3	7.9	7.9	7.8	7.3



- [] Ranking at each section and finish
- .-.- No data available at this section
- NA No data available



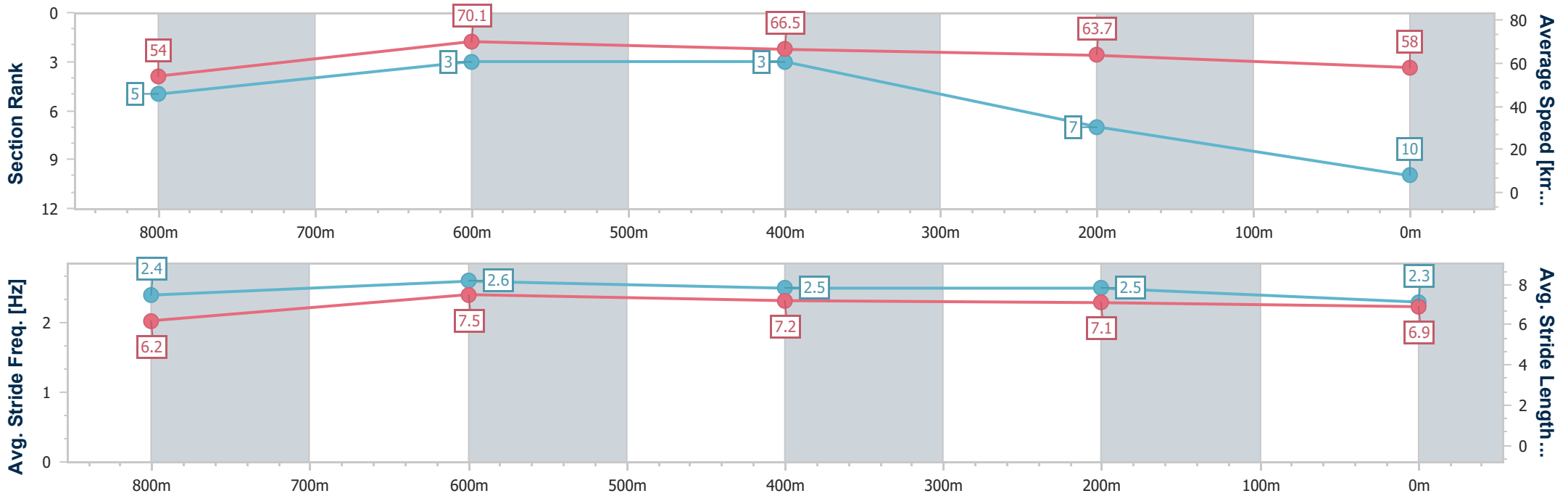
Horse/Jockey Name	Bugalugs
Final Rank	10
Fastest Section Time (Section)	0:10.41 (800m)
Top Speed [km/h] (Section)	68.4 (Overall)
Race State	Finished



Sunshine Coast QLD Professional
 Race 5: Barrier Reef Pools Handicap - 1000m
 30 July 2023 - 15:00
 Track Rating: Good 4, Weather: Fine, Rail Position: +8m



Section	Overall	800m	600m	400m	200m
Section Times	0:58.46 [10] (0:13.34)	0:45.12 [5] (0:10.41)	0:34.71 [3] (0:10.99)	0:23.72 [3] (0:11.29)	0:12.43 [7] (0:12.43)
Average Speed [km/h]	54.0	70.1	66.5	63.7	58.0
Top Speed [km/h]	68.4	68.4	67.9	67.1	61.2
Avg. Dist. to Rail [m]	7.5	3.3	2.7	3.9	5.0
Avg. Stride Freq. [Hz]	2.4	2.6	2.5	2.5	2.3
Avg. Stride Length [m]	6.2	7.5	7.2	7.1	6.9



- [] Ranking at each section and finish
- .-.- No data available at this section
- NA No data available